Montgomery County Hospital District

1400 South Loop 336 West
Conroe, Texas 77304
www.mchd-tx.org

Proposed
Annual Budget
Fiscal Year 2021

Revised September 1, 2020

Table of Contents

Introduction 3
Budget Process 4
Budget Timeline 5
Organization Chart 6
Population Growth and Personal Consumption Expenditures (PCE) Inflation 7
Budget Assumptions 8
Budget Summary 9
Balance Sheet 10
General Fund Budget 11
Tax Rate Scenarios 12
MCHD Tax Rate Trend 13
Debt 14
Sources of Revenue 15
Budgeted Employee Headcount by Department at September 30 16
Budgeted Employee Headcount 2016 -2021 17
1115 Medicaid Waiver Projects 18
Health Care Assistance Program (HCAP) Uncompensated Care 19
HCAP Specialty Healthcare Providers 20
Conferences by Department 21
Conferences Attended by Multiple Departments 23
Training and Training Related Expenses by Department 24
Capital Expenditures 27
Project Listing 28
Annual Budget History 29
Annual Budget Comparison by Department 32

Introduction

The budget for Fiscal Year 2021 considers the current economic uncertainty brought about by the COVID-19 pandemic and the increasing demands on the District's indigent care resources while still advancing the District's commitment and ability to serve the citizens of Montgomery County by ensuring adequate funding to provide timely and high quality services next year and future years.

As the Fiscal Year 2021 Budget is presented, it's important to provide context by reviewing past actions the Montgomery County Hospital District's Board of Directors has taken to reduce the tax rate.

Between Fiscal Years 2014 and 2017, MCHD managed to build reserves and committed funds to plan against catastrophic events, uncertainty in the healthcare market place, and for capital infrastructure and replacement while reducing the tax rate by 8.8% from $0.0729 to $0.0665 / $100 valuation.

Upon evaluating the adequacy of reserves, MCHD's Directors sought to return excess reserves to the citizens of Montgomery County by implementing a 20% homestead exemption and further reducing the tax rate another 11.4% from $0.0665 to $0.0589 / $100 valuation and running deficits in Fiscal Years 2018, 2019, and 2020.

Fiscal Year 2021 is also budgeted at a deficit and will once again return excess reserves to the citizens of Montgomery County.

Even though ad valorem property taxes are the District's primary source of revenue, this will be the eighteenth consecutive year the MCHD Board of Directors has decreased the property tax rate. By reducing the tax rate from $0.0589 to $0.0588 / $100 dollar valuation for Fiscal Year 2021, tax revenue is budgeted to be $36,828,661, which is an increase of 6.4% or $2.2 million compared to the Fiscal Year 2020 budget.

Total Expenditures are budgeted to be $61,905,083, which represents a 6.2% decrease compared to Fiscal Year 2020 and includes reducing 27 employee positions by merging them into the 911 service, eliminating merit increases, decreasing operating expenses 9.0%, and decreasing capital expenditures 76.5%. These decreases are partially offset by an increase of $3.4 million for Healthcare Assistance Program expenses primarily due to higher expected demand.

Budgeted revenue over expenses is expected to be a deficit of $3,515,680.

Budget Process

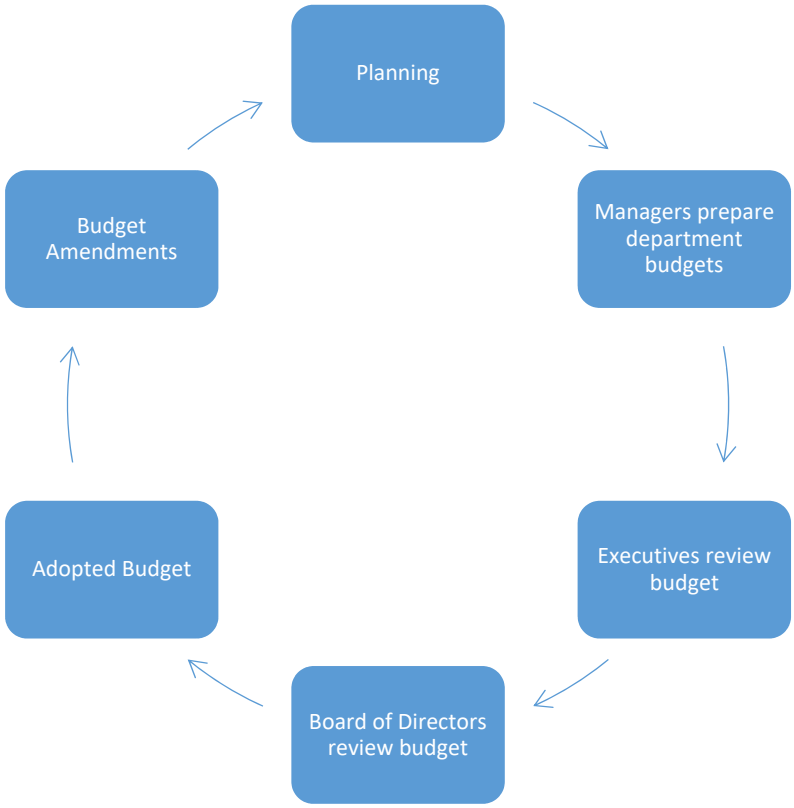

The budgetary data is established as follows:

1. Prior to September 1, the CEO submits to the District board a proposed budget for the fiscal year commencing the following October 1. The budget includes proposed revenue, expenditures, and capital assets and the means of financing them.

2. Prior to October 1, the budget is legally enacted through passage of a resolution.

3. The CEO may approve a department's request to transfer an unencumbered balance, or portion thereof within any department; however, the board must approve a transfer of funds between departments.

4. The budget for the General Fund is adopted on a basis consistent with generally accepted accounting principles (GAAP).

The most current budgetary data will be reflected in the monthly financial statements.

Budget Timeline

December - March

- Planning
- Managers meet to discuss budget assumptions and current trends
- Budget templates sent to Department Managers

April-May

- Managers prepare department budgets
- Capital Cordination meetings with Managers and Executives
- Executive review of Operating budgets

June - July

- Executive Review of Payroll, Operating, and Capital budgets
- Dry Run of budget presentation to Board of Directors
- Public Budget Workshop - Board of Directors review

August - September

- Publication of the no-new revenue and voter-approval tax rates
- Tax Assessor presentation
- Budget Committee Meeting
- Adopt budget and tax rate

Organization Chart

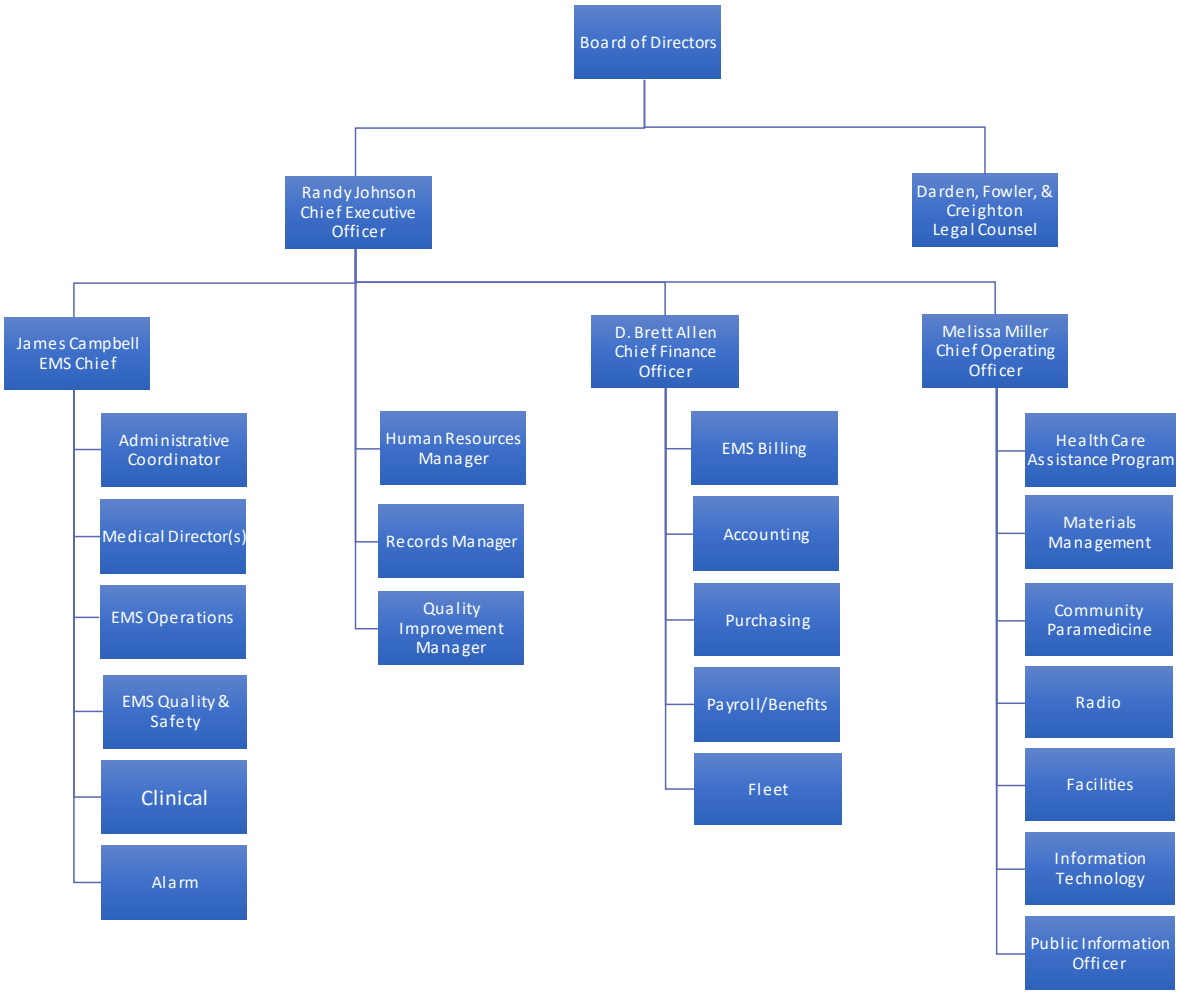

Population Growth and Personal Consumption Expenditures (PCE) Inflation

Texas A&M University Real Estate Center

Year	Population	Growth %
2019	607,391	2.988%
2018	589,770	3.176%
2017	571,615	2.954%
2016	555,216	3.633%
2015	535,753	3.598%
2014	517,146	3.763%
2013	498,392	2.854%

Federal Reserve Bank of Dallas PCE Inflation

Year	12-month rate
2020	2.05%
2019	1.97%
2018	1.94%
2017	1.90%
2016	1.67%
2015	1.61%
2014	1.60%
2013	1.57%

12-month rate as of March

MCHD Validation Test for Tax Growth

Population Growth	2.988%
PCE Inflation	2.050%
Combined	5.038%

Sources:
Texas A&M University Real Estate Center
https://www.recenter.tamu.edu/data/population#!/state/Texas/county/Montgomery_County

Federal Reserve Bank of Dallas:
https://www.dallasfed.org/research/pce#tab1

Budget Assumptions

Revenue

Tax Revenue

- Adopt a tax rate of $0.0588 / $100 Valuation, which lowers the rate and produces a 6.4% tax revenue increase over FY 2020 budget

EMS Net Revenue

- EMS 911 volume increases 4% over projected FY 2020 volume.
- EMS fee schedule will increase from 150% of Medicare Allowable to 200% effective October 1, 2020.

Expenses

Payroll

- Merit increases are not budgeted to occur in FY 2021.
- TCDRS employer match of 200% and a vesting period of 5 years. This does not reflect a change.
- Health insurance claims are budgeted with a 5% increase over 2020 projected spend.
- Dental and Vision insurance premiums are budgeted with a 5% increase over 2020 projected spend.

Indigent Care Expenses

- Unduplicated clients increase 31%
- Healthcare inflation is 4%

Capital

- One new station is planned to reduce response time and better serve the community.

Budget Summary

	FY 2021 Budget	Original FY 2020 Budget	Amended FY 2020 Budget	Change	Percent Change
Revenue					
Tax Revenue	36,828,661	34,623,604	34,623,604	2,205,057	6.4%
EMS Net Revenue	15,806,181	15,937,243	15,937,243	(131,062)	-0.8%
Other Revenue	5,754,561	6,527,649	6,863,727	(1,109,166)	-16.2%
Total Revenue	58,389,403	57,088,496	57,424,574	964,829	1.7%
Expenses					
Payroll	37,420,543	36,793,023	36,793,023	627,520	1.7%
Operating	14,056,351	14,938,189	15,441,369	(1,385,018)	-9.0%
Indigent Care	8,359,018	4,960,858	4,960,858	3,398,160	68.5%
Total Operating Expenses	59,835,912	56,692,070	57,195,250	2,640,662	4.6%
Capital	2,069,171	5,096,115	8,815,847	(6,746,676)	-76.5%
Total Expenses	61,905,083	61,788,185	66,011,097	(4,106,014)	-6.2%
Revenue Over / (Under) Expenses	(3,515,680)	(4,699,689)	(8,586,523)	5,070,843	59.1%

Balance Sheet

	Actual Fund 10 9/30/2019	Projected Fund 10 9/30/2020	Projected Fund 10 9/30/2021
ASSETS			
Cash and Equivalents	$15,936,115	$12,703,444	$8,907,429
Investments	$26,662,627	$24,285,896	$24,016,565
Receivables			
Taxes Receivable, net	$601,383	$495,679	$487,362
EMS Receivable, net	$4,440,429	$4,731,088	$4,825,710
Other Receivable, net	$1,775,495	$638,654	$1,206,352
Due from Component Unit	$250,831	$197,714	$224,273
Inventories	$752,841	$810,271	$842,682
Prepaid Items	$227,186	$219,419	$223,303
TOTAL ASSETS	**$50,646,907**	**$44,082,166**	**$40,733,675**
LIABILITIES			
Accounts Payable and Accrued Liabilities	$3,341,196	$2,573,777	$2,754,504
Deferred Tax Revenue	$601,383	$495,679	$487,362
Deferred Revenue	$433,272	$443,713	$438,492
TOTAL LIABILITIES	$4,375,851	$3,513,169	$3,680,358
FUND BALANCE			
Nonspendable - Inventory	$752,841	$810,271	$842,682
Nonspendable - Prepaids	$227,186	$219,419	$223,303
Restricted - NACCHO Grant Funds Remaining	$1,205	$0	$0
Committed - Open Purchase Orders	$3,254,632	$1,665,512	$613,830
Committed - Uncompensated Care	$7,580,000	$7,500,000	$7,500,000
Committed - Capital Replacement	$1,890,760	$1,900,000	$1,900,000
Committed - Capital Maintenance	$60,038	$100,000	$100,000
Committed - Catastrophic Events	$5,000,000	$5,000,000	$5,000,000
Assigned - Open Purchase Orders	$302,546	$304,174	$254,052
Unassigned Fund Balance-MCHD	$27,201,847	$23,069,620	$20,619,450
TOTAL FUND BALANCE	$46,271,056	$40,568,997	$37,053,317
TOTAL LIABILITIES AND CAPITAL	**$50,646,907**	**$44,082,166**	**$40,733,675**

General Fund Budget

The District maintains one governmental fund, the General Fund. This fund is the District's operating fund and accounts for all financial resources of the District.

	FY 2020 Budget	FY 2020 Forecast	FY 2021 Budget	Change	Percent Change
Total Revenue	57,088,496	56,702,937	58,389,403	1,300,907	2.3%
Total Expenses	61,788,185	62,404,996	61,905,083	116,898	0.2%
Revenue Over / (Under) Expenses	(4,699,689)	(5,702,059)	(3,515,680)	1,184,009	-25.2%
Beginning Fund Balance	47,893,567	46,271,056	40,568,997	(7,324,570)	-15.3%
Ending Fund Balance	43,193,878	40,568,997	37,053,317	(6,140,561)	-14.2%

The increase in revenue is primarily due to:

- adopting a tax rate of $0.0588/ $100, which increases property tax revenue by $2.2 million or 6.4%
- EMS Revenue is essentially flat because FY 2021 projections are based on FY 2020 volume, which was less than expected
- the increase in Tax Revenue is offset by a $1.1 million decrease in Other Revenue driven mainly by lower projected Investment Income due to low interest rates and fewer funds available to invest.

The decrease in Total Expenses is mainly due to:

- postponing capital purchases thereby reducing Capital Expenditures by 76.5% or $6.7 million
- decreasing Operating Expenses by $1.4 million or 9%
- decreases in Capital Expenditures and Operating Expenses are offset by:
    - increases in Indigent Care Expenses of $3.4 million based upon trends seen in FY 2020 along with expected healthcare inflation of 4%
    - higher Payroll costs of $628 thousand even with a freeze on merit increases due to market adjustments made in FY 2020.

Tax Rate Scenarios

Tax Rate Information Published by Tax Assessor on August 1, 2020

	2019 Adopted Rate	2020 No-New Revenue	2020 Voter-Aproval Rate
Taxable Value	$58,628,214,366	$62,833,117,693	$62,833,117,693
Rate / $100 of Valuation	$0.0589	$0.0561	$0.0611
Tax Levy	$34,538,462	$35,249,379	$38,391,035

MCHD Budgeted Tax Rates

	FY 2020 Budget	FY 2021 Proposed Budget	Difference	Difference %
Taxable Value *	$58,783,704,548	$62,633,777,322	$3,850,072,774	6.50%
Rate / $100 of Valuation	$0.0589	$0.0588	($0.0001)	
Budgeted Tax Revenue	$34,623,602	$36,828,661	$2,205,059	6.40%
Rate / $100 of Valuation		$0.0001		
Incremental Tax Revenue		$62,634		

* The Taxable Values for FY 2021 (Tax Year 2020) reflect the certified tax rolls published by Tammy J. McRae's office on August 24, 2020

MCHD Tax Rate Trend

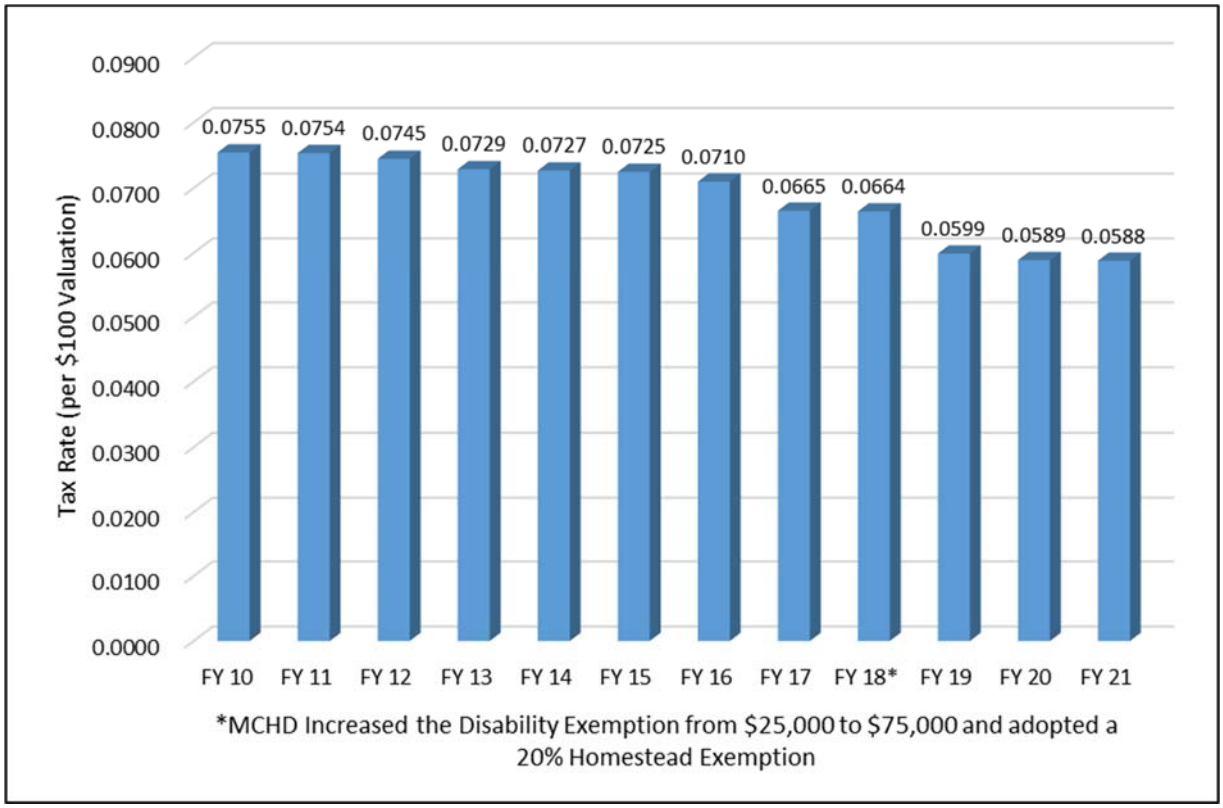

Debt

According to enabling legislation, the District can issue revenue bonds if authorized by a majority of the district voters in an election held for that purpose.

The District has not issued bonds; therefore, the District does not have any current debt obligations.

Sources of Revenue

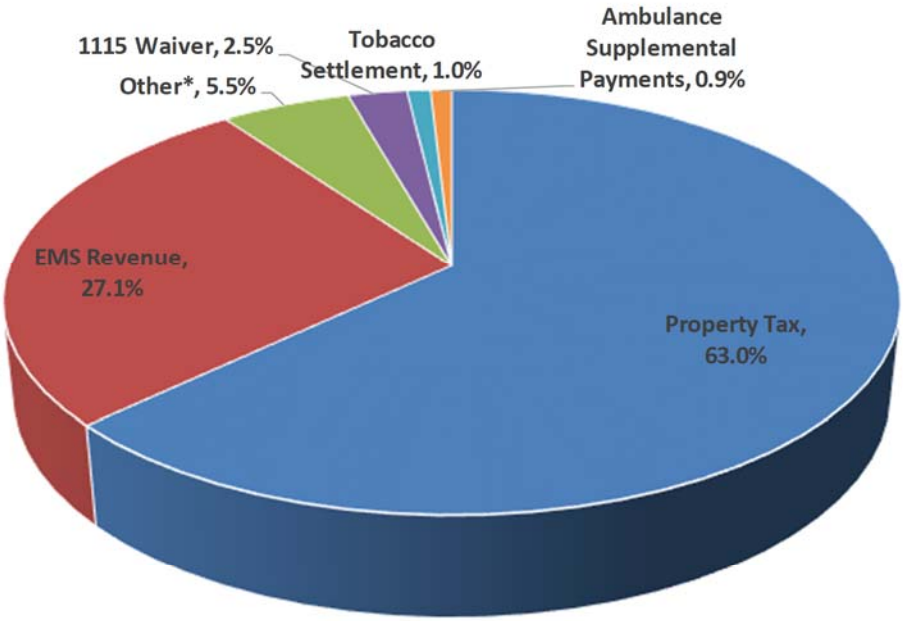

	Actual FY 2018	Actual FY 2019	Budget FY 2020	Budget FY 2021	
Property Tax	$34,417,028	$32,871,968	$34,623,604	$36,828,661	63.0%
EMS Revenue	$13,853,647	$15,284,375	$15,937,243	$15,806,181	27.1%
Other*	$3,493,845	$4,917,722	$4,443,727	$3,215,904	5.5%
1115 Waiver	$1,142,900	$1,266,600	$1,320,000	$1,440,000	2.5%
Tobacco Settlement	$740,366	$752,605	$600,000	$600,000	1.0%
Ambulance Supplemental Payments	$1,891,644	$836,984	$500,000	$498,657	0.9%
Total	$55,539,430	$55,930,254	$57,424,574	$58,389,403	100.0%

*Other income includes Investment Income, Employee Medical Premiums, Education and Training Revenue

Budgeted Employee Headcount by Department at September 30

MCHD Administrative / Support Staff		FY 2019	FY 2020	Transfers FY 2020	FY 2020	FY 2021	Change FY 20 vs FY 21	% Change	
001	Administration	5.0	5.0		5.0	5.0	0.0		
002	HCAP	11.0	13.0		13.0	13.0	0.0		
004	Radio/Tower System	4.0	5.0		5.0	4.5	(0.5)		1
005	Accounting	7.0	7.0		7.0	7.0	0.0		
008	Materials Management	6.0	7.0	1.0	8.0	8.0	0.0		2
009	Clinical Services	11.0	7.0	(3.0)	4.0	5.0	1.0		2
010	Fleet	7.0	7.0		7.0	7.0	0.0		
011	EMS Billing	15.0	15.0		15.0	15.0	0.0		
015	Information Technology	2.5	7.0		7.0	8.0	1.0		3
016	Facilities	6.0	5.0		5.0	4.5	(0.5)		1
025	Human Resources	3.0	3.0		3.0	3.0	0.0		
026	Records Management	3.0	3.0		3.0	3.0	0.0		
027	Emergency Management	1.0	0.0		0.0	0.0	0.0		
039	Community Paramedicine	4.5	4.0		4.0	4.0	0.0		
043	Business Analysis Unit	2.5	1.0		1.0	0.0	(1.0)		3
045	EMS Quality & Safety	0.0	5.0		5.0	5.0	0.0		
Subtotal MCHD Admin / Support Staff		88.5	94.0	(2.0)	92.0	92.0	0.0	0.00%	

MCHD EMS / Transfer / Alarm Staff		FY 2019	FY 2020	Transfers FY 2020	FY 2020	FY 2021	Change	% Change	
006	Alarm	30.0	29.0		29.0	27.0	(2.0)	-6.90%	4
007	EMS Command / Support Staff	4.0	4.0	2.0	6.0	5.0	(1.0)		2
007	Deputy Chief	3.0	3.0		3.0	2.0	(1.0)		5
007	District Chief	12.0	12.0		12.0	12.0	0.0		
007	EMS In Charge	98.0	101.0		101.0	86.0	(15.0)		6
007	Captain		5.0		5.0	20.0	15.0		6
007	EMS Attendant	98.0	103.0		103.0	103.0	0.0		
	Subtotal EMS	215.0	228.0	2.0	230.0	228.0	(2.0)	-0.87%	
044	Transfer Command	1.0	1.0		1.0		(1.0)		
044	Transfer In Charge	8.0	11.0		11.0		(11.0)		
044	Transfer Attendant	8.0	11.0		11.0		(11.0)		
	Subtotal Transfer	17.0	23.0	0.0	23.0	0.0	(23.0)	-100.00%	7
Subtotal MCHD EMS, Transfer, Alarm Staff		262.0	280.0	2.0	282.0	255.0	(27.0)	-9.57%	
Total: Montgomery County Hospital District		350.5	374.0	0.0	374.0	347.0	(27.0)	-7.22%	

Excludes part-time staff in both years.

Notes:

1 Elimination of Facilities Manager Position

2 FY 2020 Transfers - 2 Positions transferred to EMS and 1 transferred to Materials Management
FY 2021 The First Responder Outreach Coordinator will transfer from EMS to Clinical Services

3 FY 2021 Transfer - Position transferred from Business Analysis Unit to Information Technology

4 Elimination of two Alarm Medic I Positions to support Transfer Services

5 Elimination of one Deputy Chief Position

6 Reclassify In-Charge and Captain Positions

7 Elimination of Transfer Services Department as of September 30, 2020; all Transfer Positions will fill open 911 Positions

Budgeted Employee Headcount 2016 -2021

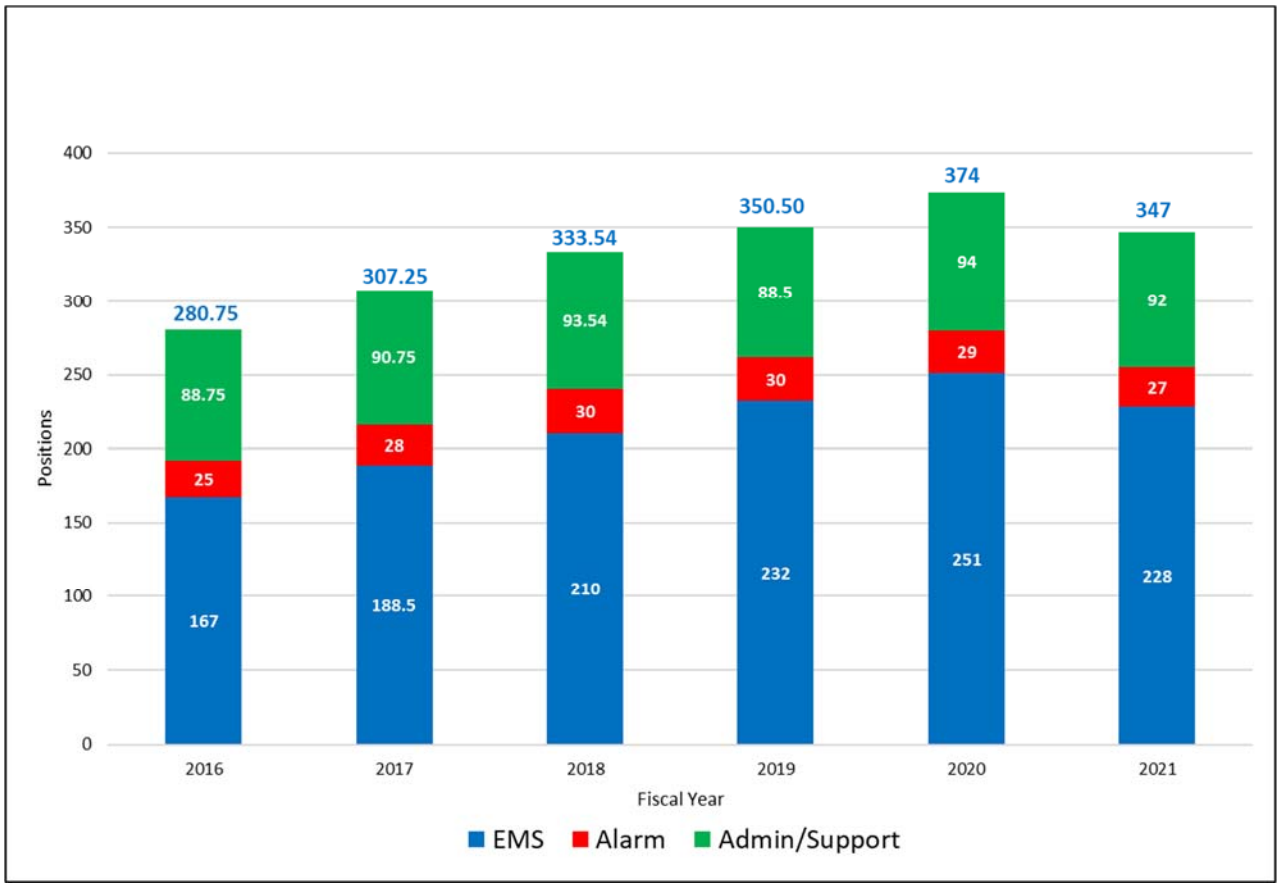

1115 Medicaid Waiver Projects

	MCHD Contributions [1]				MCHD Revenue [2]
Project	**Jan-21**	**Feb-21**	**Jun-21**	**Total**	**Total**
Community Paramedicine	93,595		787,658	881,253	1,440,000
Subtotal	93,595		787,658	881,253	1,440,000
HCA Conroe DSRIP Project	24,422		212,311	236,733	
Subtotal	24,422		212,311	236,733	
Ambulance Supplemental Payment Program (UC)		207,774		207,774	498,657
Subtotal		207,774		207,774	498,657
Total	118,017	207,774	999,969	1,325,760	1,938,657

Notes:
(1) MCHD Contributions represent the amount submitted via Intergovernmental Transfer (IGT) to the state in support of 1115 Waiver Delivery System Reform Incentive Payment (DSRIP) program projects and Uncompensated Care (UC).

(2) MCHD Net Revenue represents Community Paramedicine services billed to Montgomery County Public Health District and payment for Uncompensated Care through the Ambulance Service Supplemental Payment Program.

Health Care Assistance Program (HCAP) Uncompensated Care

Account 53350 - 1115 Medicaid Waiver - Uncompensated Care: Budgeted Cost for FY 2021

FY 20 PMPY[1] Average Medicaid 1115 Waiver Uncompensated Care Cost: $2,502

Healthcare Inflation	Unduplicated Client Count					
	1,400	**1,500**	**1,600**	**1,700**	**1,763**	**1,800**
0.0%	$3,502,800	$3,753,000	$4,003,200	$4,253,400	$4,411,026	$4,503,600
1.0%	$3,537,828	$3,790,530	$4,043,232	$4,295,934	$4,455,136	$4,548,636
2.0%	$3,572,856	$3,828,060	$4,083,264	$4,338,468	$4,499,247	$4,593,672
3.0%	$3,607,884	$3,865,590	$4,123,296	$4,381,002	$4,543,357	$4,638,708
4.0%	$3,642,912	$3,903,120	$4,163,328	$4,423,536	$4,587,467	$4,683,744
5.0%	$3,677,940	$3,940,650	$4,203,360	$4,466,070	$4,631,577	$4,728,780
6.0%	$3,712,968	$3,978,180	$4,243,392	$4,508,604	$4,675,688	$4,773,816
6.5%	$3,730,482	$3,996,945	$4,263,408	$4,529,871	$4,697,743	$4,796,334
7.0%	$3,747,996	$4,015,710	$4,283,424	$4,551,138	$4,719,798	$4,818,852
8.0%	$3,783,024	$4,053,240	$4,323,456	$4,593,672	$4,763,908	$4,863,888
9.0%	$3,818,052	$4,090,770	$4,363,488	$4,636,206	$4,808,018	$4,908,924
10.0%	$3,853,080	$4,128,300	$4,403,520	$4,678,740	$4,852,129	$4,953,960
11.0%	$3,888,108	$4,165,830	$4,443,552	$4,721,274	$4,896,239	$4,998,996
12.0%	$3,923,136	$4,203,360	$4,483,584	$4,763,808	$4,940,349	$5,044,032
13.0%	$3,958,164	$4,240,890	$4,523,616	$4,806,342	$4,984,459	$5,089,068
14.0%	$3,993,192	$4,278,420	$4,563,648	$4,848,876	$5,028,570	$5,134,104
15.0%	$4,028,220	$4,315,950	$4,603,680	$4,891,410	$5,072,680	$5,179,140

Recommended FY 2021 Budget: $4,587,467

Assumptions:
* The estimated number of unduplicated HCAP clients in FY 2021 is 1,763, which represents the annualized year-to-date May 2020 unduplicated clients with a growth factor of 31%.
* Healthcare inflation is projected to be approximately 4%.

(1) PMPY = Per Member Per Year

HCAP Specialty Healthcare Providers

Account 57850 - Specialty Healthcare Providers: Budgeted Cost for FY 2021

FY 20 PMPY[1] Average Specialty Healthcare Provider Cost: $2,057

Healthcare Inflation	Unduplicated Client Count					
	1,400	**1,500**	**1,600**	**1,700**	**1,763**	**1,800**
0.0%	$2,879,800	$3,085,500	$3,291,200	$3,496,900	$3,626,491	$3,702,600
1.0%	$2,908,598	$3,116,355	$3,324,112	$3,531,869	$3,662,756	$3,739,626
2.0%	$2,937,396	$3,147,210	$3,357,024	$3,566,838	$3,699,021	$3,776,652
3.0%	$2,966,194	$3,178,065	$3,389,936	$3,601,807	$3,735,286	$3,813,678
4.0%	$2,994,992	$3,208,920	$3,422,848	$3,636,776	$3,771,551	$3,850,704
5.0%	$3,023,790	$3,239,775	$3,455,760	$3,671,745	$3,807,816	$3,887,730
6.0%	$3,052,588	$3,270,630	$3,488,672	$3,706,713	$3,844,080	$3,924,756
6.5%	$3,066,987	$3,286,058	$3,505,128	$3,724,199	$3,862,213	$3,943,269
7.0%	$3,081,386	$3,301,485	$3,521,584	$3,741,683	$3,880,345	$3,961,782
8.0%	$3,110,184	$3,332,340	$3,554,496	$3,776,652	$3,916,610	$3,998,808
9.0%	$3,138,982	$3,363,195	$3,587,408	$3,811,621	$3,952,875	$4,035,834
10.0%	$3,167,780	$3,394,050	$3,620,320	$3,846,590	$3,989,140	$4,072,860
11.0%	$3,196,578	$3,424,905	$3,653,232	$3,881,559	$4,025,405	$4,109,886
12.0%	$3,225,376	$3,455,760	$3,686,144	$3,916,528	$4,061,670	$4,146,912
13.0%	$3,254,174	$3,486,615	$3,719,056	$3,951,497	$4,097,935	$4,183,938
14.0%	$3,282,972	$3,517,470	$3,751,968	$3,986,466	$4,134,200	$4,220,964
15.0%	$3,311,770	$3,548,325	$3,784,880	$4,021,435	$4,170,465	$4,257,990

Recommended FY 2021 Budget: $3,771,551

Assumptions:
* The estimated number of unduplicated HCAP clients in FY 2021 is 1,763, which represents the annualized year-to-date May 2020 unduplicated clients with a growth factor of 31%.
* Healthcare inflation is projected to be approximately 4%.

(1) PMPY = Per Member Per Year

Conferences by Department

MCHD staff attend conferences to implement industry best practices, remain compliant with regulatory standards, enhance skills, and maintain certifications.

Dept.	Conference Description-Attendees	2021 Budget	2020 Budget	Difference	Business Purpose
001-Administration					
	GFOAT Spring Institute x 1 conference fee only	395.00	1,272.00		Compliance, GASB updates
	RTA Users Conference x 1 conference fee only	1,345.00	2,974.00		Fleet Software Courses and Updates
	TCDRS x 1		1,232.00		Compliance, Pension disclosure
	Fleet Conference x 1		2,140.00		National organization for benchmarking
	Texas EMS Alliance x 1		916.00		Federal updates
	Pinnacle x 1		3,589.00		Leadership Development
	Adobe Max x 1		3,155.00		Software education
	American Ambulance Association x 1		2,669.00		Federal Compliance, Training on cost reporting
	Eagles x 1		859.00		Clinical Development, Best Practices
	EMS Day on the Hill x 1		1,713.00		Advocate for and support EMS legislation
	Texas EMS x 1		738.00		EMS Clinical/Operational trends
Total 001-Administration		**1,740.00**	**21,257.00**	**(19,517.00)**	
002-HCAP					
	Texas Indigent Health Care Association x 4 conference fee only	500.00	2,211.00		State updates, best practices for program improvement
	I.H.S. Conference x 3 (was x 5) conference fee only	1,746.00	2,543.00		Updates on software revisions and efficiencies
	Pharmacy Benefit Management Institute Conference x 1				
Total 002-HCAP		**2,246.00**	**4,754.00**	**(2,508.00)**	
004-Radio					
	Harris Users Group x 1 (was 2)	2,055.00	4,110.00		Gain valuable insights from industry experts
	IWCE x 1 (was 2)	3,005.00	6,010.00		Evaluate, learn, and network with industry leaders
Total 004-Radio		**5,060.00**	**10,120.00**	**(5,060.00)**	
005-Accounting					
	GFOA Annual Conference x 1 conference fee only	495.00	4,344.00		Best practices, update on GASB, maintain CPA certification
	TCDRS Conference x 1		1,232.00		Pension Disclosure, Benefit Administration, Compliance
	GFOAT Fall Conference x 1		1,266.00		Update on GASB, maintain CPA certification
	Institute of Finance & Management (IOFM) x 2				AP and Purchasing Certification; Plan to go every two years
Total 005-Accounting		**495.00**	**6,842.00**	**(6,347.00)**	
006-Alarm					
	National APCO San Antonio x 0 (was x 3)				Exposure to the newest equipment, products, and software for public safety sector. Discuss technologies that are on the horizon and address the challenges of the ever-changing landscape of public safety communications.
	IAED Navigator x 3		6,300.00		ACE Educational conference focused around best practices. Accreditation updates. MCHD will be recognized for our re-EFD accreditation.
	Next Generation 9-1-1 Standards & Best Practices x 2		4,490.00		Develop understanding of NG9-1-1 technology and operations best practices
	TX Public Safety Conference x3		3,528.00		Exposure to the newest equipment, products, software and services for all segments in public safety.
	Rave Mobile Safety Summit x 1		420.00		Network with peers and software best practices and trends
Total 006-Alarm		**-**	**14,738.00**	**(14,738.00)**	
007- EMS Operations					
	Texas EMS Alliance x 0 (was 1)		1,832.00		Executive development and networking
	Texas EMS x 1 (was x 9 with booth fees)	1,314.00	16,331.00		EMS Clinical/Operational trends. Chief Campbell to present at the conference.
	Eagles x 1 (was x 6)	2,434.00	5,454.00		Clinical Development, Best Practices.
	EMS Today (National) x 0 (was x 8)		8,790.00		National EMS conference to be held in our state.
	Includes booth fees of $12,000 (includes 12 registrations)				Attending this larger national conference in place of TX EMS.
	NAEMSP x 2		4,253.00		Continuing medical education
	EMS Day on the Hill x 2		3,426.00		Advocate for and support EMS legislation
	Cardiac Arrest Survival Summit x 1		2,030.00		Implement strategies to improve the community's survival rates from SCA
	Pinnacle x 4		10,767.00		Leadership Development
	EMS World x 4		8,380.00		Recruitment
Total 007- EMS Operations		**3,748.00**	**61,263.00**	**(57,515.00)**	
008-Materials Management					
	Texas EMS x 1		435.00	(435.00)	Exhibit hall only. To see new technology.
Total 008-Materials Management		**0.00**	**435.00**	**(435.00)**	
009-Clinical					
	Texas EMS x 0 (was x 3)				EMS Clinical/Operational trends. Will go only if presentations are accepted.
	EMS Today x 0 (was x 1)				National EMS conference to be held in our state. Attending this larger national conference in place of TX EMS. Networking, hands-on experience with innovative products. and services
	EMS Today (Challenge Team invited back)				National EMS conference to be held in our state.
	NAEMSP x 2 (was x 3)	7,390.00	8,506.00		Continuing medical education for Medical Directors who are presenting.
	Eagles x 3	12,416.00	3,896.00		Clinical development, best practices. Conference held in Florida (was in Texas FY 2020).
	Critical Care Transport Medicine x 1		2,010.00		Topics on prehospital and emergency care of the critically ill and injured patient
	Texas EMS Educators Summit x 1		2,176.00		Enhance EMS education offerings
	Pinnacle x 3		3,589.00		Leadership Development
	EMS World x 1		1,320.00		Recruitment
	Fast21 x 2				Present MCHD clinically published material at conference with the highest level clinical presenters
Total 009-Clinical		**19,806.00**	**21,497.00**	**(1,691.00)**	

Conferences by Department (Continued)

Dept.	Conference Description-Attendees	2021 Budget	2020 Budget	Difference	Business Purpose
010-Fleet					
	RTA Conference x 1 conference fee only (was x 2)	1,345.00	5,848.00		Fleet Software Courses and Updates
	Texas EMS Conference x 1		435.00		Exhibit hall only. To see new technology.
	EVT Conf x 2				
	Fleet Conference x 1		2,140.00		National organization for benchmarking
Total 010-Fleet		**1,345.00**	**8,423.00**	**(7,078.00)**	
011-EMS Billing					
	PWW ABC360 x 2 conference fee only (was x 3)	2,440.00	8,290.00		Management and leadership, compliance, recertification
	American Ambulance Association x 2		4,388.00		Federal Compliance for Billing & Coding, Cost Reporting
	TAA Annual Conference x 2		1,900.00		Federal - Medicare and State-Medicaid; Billing, Coding & Reimbursement updates
	Zoll User Conference x 2		4,020.00		Billing software annual user conference
Total 011-EMS Billing		**2,440.00**	**18,598.00**	**(16,158.00)**	
015-Information Technology					
	Central Square TriCon x 2 (To include C. Hon, was x 3)	4,167.00	6,250.00		Collaboration and updates on CAD across the entire public safety sector.
	IAED Navigator x 0 (was 2)				ACE accreditation and educational conference focused around best practices.
	ESRI x 0 (was x 2)				Registration included in yearly maintenance. More sessions than one can possibly attend on many difference levels form beginner to advanced. Interaction and networking possibilities with fellow CAD users in the same field.
	Laserfiche Empower x 1	2,235.00	6,040.00		To expand knowledge of Laserfiche products
Total 015-Information Technology		**6,402.00**	**12,290.00**	**(5,888.00)**	
016-Facilities					
	EMS Today (National) x 0 (was x 2)				EMS request to set up conference booth
	Texas EMS x 2		840.00		EMS request to set up conference booth
Total 016-Facilities		**-**	**840.00**	**(840.00)**	
025-Human Resources					
	SHRM Annual Conference x 1 conference fee only	600.00	3,167.00		Staying up to date on HR matters
	Gulf Coast Symposium x 1		990.00		Staying up to date on HR matters
	American Ambulance Association x 1		2,669.00		Better understanding of EMS
Total 025-Human Resources		**600.00**	**6,826.00**	**(6,226.00)**	
026-Records					
	Texas Open Government x 1 conference fee only	400.00	1,700.00		Open Records/EMS/HIPAA
Total 026-Records		**400.00**	**1,700.00**	**(1,300.00)**	
042-EMS Tactical Unit					
	SOMSA Conference x 0 (was x 1)		4,870.00		Advanced Training and Skills building
Total 042-EMS Tactical Unit		**-**	**4,870.00**	**(4,870.00)**	
045-EMS Quality and Safety					
	12th Annual Preparedness Coalition Symposium x 1	1,053.00			Regional emergency planning and networking. Local SETRAC conference.
	NAEMSP x 1 (may be presenting)	5,349.00			Quality course completion for Manager, best quality practice updates
	International Trauma Conference x 1				Cutting edge trauma education, quality improvement
	IHI National Forum on Quality Improvement in Health Care x 1				Quality development, work toward Quality Cert
	IAED Navigator x 1		300.00		Educational , Quality Improvement, best practice updates, reaccreditation for ACE
	Texas Emergency Management Conference x 1		2,360.00		Emergency Mgt. training. Never been, Texas -wide
	AHA Scientific Sessions x 1		2,650.00		Best in stroke science and cerebrovascular disease
	International Stroke Summit x 1		3,440.00		General Clinical Education
	Eagles x 3		2,727.00		National collaboration and best practices
	RHPC Preparedness Symposium x 1		1,635.00		State emergency management plans and programs
	AASP Safety 2020 x 1		2,609.00		Expand occupational safety and health knowledge and professional skills
Total 045-EMS Quality and Safety		**6,402.00**	**15,721.00**	**(9,319.00)**	
046-EMS Bike Team					
	IPMBA Conference x 0 (was x 1)		5,070.00		Advanced Training and Skills building - Bike, Mechanic and Trainer
Total 046-EMS Bike Team		**-**	**5,070.00**	**(5,070.00)**	
	Total	**50,684**	**215,244**	**(164,560.00)**	

Conferences Attended by Multiple Departments

Conference	Departments - # of Attendees	2021 Budget	Business Purpose
Eagles			
	Clinical x 3 (includes physicians' registration)	12,416.00	Clinical development, best practices. Conference held in Florida (was in Texas FY 2020).
	EMS Operations x 1	2,434.00	Clinical development, best practices
Total Eagles		**14,850.00**	
NAEMSP			
	Clinical x 2	7,390.00	Continuing medical education for Medical Directors who are presenting.
	EMS Quality and Safety x 1 (may be presenting)	5,349.00	Quality course completion for Manager, best quality practice updates
Total NAEMSP		**12,739.00**	
RTA User Conference			
	Admin x 1	1,345.00	Fleet Software Courses and Updates
	Fleet x 1	1,345.00	Fleet Software Courses and Updates
Total RTA User Conference		**2,690.00**	

Training and Training Related Expenses by Department

Dept.	Description	2021 Budget	2020 Budget	Difference
001-Administration				
	PFIA Training - Every other year $240/pp - CEO, CFO, Chief, & Treasurer	960.00	-	
Total 001-Administration		**960.00**	**0.00**	**960.00**
002-HCAP				
	CHW Certification CEs - eligibility staff	200.00	200.00	
	CHES Exam		270.00	
	Health Education Book		78.00	
Total 002-HCAP		**200.00**	**548.00**	**(348.00)**
004-Radio				
	Harris Online Training System	5,215.00	5,215.00	
	P25 System Maintenance Training	4,965.00	4,465.00	
	Regional Network Manager and UAS Training	3,245.00	3,245.00	
	OMAP Mobile Radio Maintenance Training	4,045.00	4,045.00	
	FPIC/P25UNS	1,495.00	1,495.00	
	MCM Users Meeting x2	500.00		
	Training for Seahawk Test Equipment		1,000.00	
Total 004-Radio		**19,465.00**	**19,465.00**	**-**
005-Accounting				
	PFIA Training - Every other year $240/pp	240.00		
	Mileage to free local training-Gallagher, Weaver		160.00	
	GFOA Budget Analyst Training Online	735.00	2,700.00	
	HR Benefit Certification Course		1,377.00	
	20 hours CPE-Manager		300.00	
Total 005-Accounting		**975.00**	**4,537.00**	**(3,562.00)**
006-Alarm				
	APCO Public Safety Telecommunicator Certification	8,000.00		
	APCO Comm Training Officer-online		1,320.00	
	APCO/NENA Employee Retention - online		750.00	
	APCO Crisis Negot. - online		1,000.00	
	APCO Leader - online		995.00	
	Comm Center Mgt Conference/Gavin		4,500.00	
	Texas Public Safety Fall Training Symposium		1,842.00	
	NENA ENP		1,000.00	
Total 006-Alarm		**8,000.00**	**11,407.00**	**(3,407.00)**
007- EMS Operations				
	REMSA (Regional Emergency Medical Services Authority)			
	Williamson County EMS			
	Child Passenger Safety Technician Initial Certification			
	NEMSMA Testing/Credentialing Online	3,000.00		
	ePCR	5,333.00	4,104.00	
	Lifesavers National Conf on Highway Safety Priorities		1,960.00	
	ASM x 4		27,861.00	
	TEMS - IBSC - TP-C exam (5)		2,000.00	
	Infection Control Training		383.00	
Total 007- EMS Operations		**8,333.00**	**36,308.00**	**(27,975.00)**
008-Materials Management				
	Bioquell certification - 2 employees		2,600.00	(2,600.00)
Total 008-Materials Management		**0.00**	**2,600.00**	**(2,600.00)**

Training and Training Related Expenses by Department (Continued)

Dept.	Description	2021 Budget	2020 Budget	Difference
009-Clinical				
	Centerlearn	79,000.00	53,868.00	
	Texas EMS Course Coordinator Course (Reset from 4/2020 due to COVID-19)	1,692.00		
	2021 Texas EMS Educator Summit	1,375.00		
	Advanced Skills Lab	12,000.00	12,000.00	
	18 EMT to Paramedic	32,000.00		
	Mandatory CE		1,200.00	
	Preceptor ER screening		132.00	
Total 009-Clinical		**126,067.00**	**67,200.00**	**58,867.00**
010-Fleet				
	ASE Testing and Recert	1,200.00	1,200.00	
	Dealer-specific training	1,500.00	2,500.00	
	EVT Conference x 2	1,200.00	1,150.00	
Total 010-Fleet		**3,900.00**	**4,850.00**	**(950.00)**
011-EMS Billing				
	NAAC Online Mandatory CEU 350.00 X13	4,550.00	4,200.00	
	NAAC Online Certified Ambulance Coder Certification	1,155.00	1,155.00	
	AR Related Seminars		900.00	
Total 011-EMS Billing		**5,705.00**	**6,255.00**	**(550.00)**
015-Information Technology				
	Comptia training	1,295.00	1,295.00	
	GIS Training	2,000.00	2,000.00	
	Tableau Training	3,000.00		
	CAD Raptor Training	3,000.00		
	New FTE - Tableau Training	3,600.00		
	Microsoft training		2,000.00	
	WordPress Training		895.00	
	LASERFICHE - LF Basic User Training x 1		1,730.00	
	LASERFICHE - LF Intermediate User Training x 2		4,740.00	
	BAU Misc. Computer Training (Ex. C#, SSIS, MSSQL)		12,000.00	
Total 015-Information Technology		**12,895.00**	**24,660.00**	**(11,765.00)**
016-Facilities				
	Carrier Chiller Training x2	1,000.00	1,000.00	
	Generator Training x2	1,000.00	830.00	
	HVAC Training Class		170.00	
Total 016-Facilities		**2,000.00**	**2,000.00**	**-**
025-Human Resources				
	Training Membership - Lorman	300.00	300.00	
	Training for Christi	450.00	450.00	
	Compliance lunches	1,500.00	1,500.00	
	New Employee Orientation lunches	4,000.00	4,000.00	
	Management Leadership Development		24,000.00	
	HR Certification (IPMA-CP) x2		2,500.00	
Total 025-Human Resources		**6,250.00**	**32,750.00**	**(26,500.00)**
026-Records				
	CAPO Privacy and renewal of Compliance Cert - Donna	1,500.00	4,100.00	
	Online HIPAA training - New Employees Only	1,200.00	1,200.00	
	Online HIPAA training - Compliance Fair ALL Employees		4,000.00	
Total 026-Records		**2,700.00**	**9,300.00**	**(6,600.00)**

Training and Training Related Expenses by Department (Continued)

Dept.	Description	2021 Budget	2020 Budget	Difference
039-Community Paramedicine				
	CP certification (2) @ 385.00 ea.		770.00	
Total 039-Community Paramedicine		**-**	**770.00**	**(770.00)**
042-EMS Tactical Unit				
	TTPOA x 8	3,520.00	3,520.00	
Total 042-EMS Tactical Unit		**3,520.00**	**3,520.00**	**-**
044-Transfer Division				
	Critical Care Course (online) x 4 (In charges)		1,400.00	
	Ambulance Service Manager Course (ASM)		5,800.00	
Total 044-Transfer Division		**-**	**7,200.00**	**(7,200.00)**
045-EMS Quality and Safety				
	Food for Safety Safari instructors	750.00	500.00	
	NAEMSP EMS Quality and Safety Course Registration x 3	1,350.00	1,000.00	
	NAEMSP Course Other expenses x 3	2,767.00	3,853.00	
	CADS Course (documentation class for all providers) (SETRAC Rev)	27,750.00		
	Emergency Number Professional- Brown	450.00		
	ePCR Training x 2	5,333.00		
Total 045-EMS Quality and Safety		**38,400.00**	**5,353.00**	**33,047.00**
046-EMS Bike Team				
	IPMBA Instructor Course (Taught at Conference) x 1		775.00	
Total 046-EMS Bike Team		**-**	**775.00**	**(775.00)**
	Total	**239,370**	**239,498**	**(128.00)**

Capital Expenditures

Capital expenditures have a major impact on the ability of the District to deliver services. MCHD does not have recurring capital expenditures, so each expenditure requires justification. Managers and executives participate in a capital coordination meeting to discuss potential capital projects, their justification, District priorities, available resources, and timing.

Capital expenditures are defined as expenditures that have a cost of $5,000 or more and a useful life of at least five years.

Department	Category	Description	Qty.	Total	Justification
004-Radio/Tower					
004-Radio/Tower	Equip	US Digitial Station Alerting	2	$ 60,000	For Stations 22 and 35.
004-Radio/Tower	Equip	XL-200 Portables with LTE Qty	4	$ 22,320	EMS WiFi field radios for telemedicine and connectivity away from the ambulance.
004-Radio/Tower	Equip	System Core Hardware Upgrade	1	$ 510,000	Replace end of life switches (from 2012).
004-Radio/Tower	Vehicle	Lease-to-own 3/4 Ton Chevy 2500 4WD	1	$ 34,613	Shop 632 lease vehicle.
004-Radio/Tower Total				**$ 626,933**	
007-EMS					
007-EMS	Vehicle	Lease-to-own Chevy Tahoe - Police Pkg	1	$ 33,845	Shop 610 lease vehicle.
007-EMS	Vehicle	Lease-to-own Chevy Tahoe - Police Pkg	1	$ 33,845	Shop 623 lease vehicle.
007-EMS Total				**$ 67,690**	
008-Materials Management					
008-Materials Management	Vehicle	Lease-to-own Chevy Express Van	1	$ 27,123	Shop 333 lease vehicle.
008-Materials Management				**$ 27,123**	
015-I.T.					
015-I.T.	Equip	Refurbished POE Switch update for four network communication rooms at Admin/Service Center	5	$ 68,602	Replacement switches to accommodate bandwidth increase and new power over ethernet requirements. Installed in 2010.
015-I.T.	Equip	Refurbished Cisco Core Network 10 Gig network cards or ASA 5540s series instead	2	$ 14,000	New Core router modules to accommodate increased network bandwidth.
015-I.T.	Equip	Hosts for virtual machines	2	$ 26,000	Annual replacements. Replacing 2 servers installed in July 2016.
015-I.T.	Equip	Core Cisco VPN ASA 5520 firewall replacement	2	$ 15,000	Replacement for VPN firewall - Station. One for redundancy. Installed in 2008 and end of life.
015-I.T.	Equip	SAN expansion for virtual machine cluster	1	$ 40,000	Annual replacement for aging server hardware over a five-year period. Replacing Equip installed June 2011.
015-I.T.	Equip	SAN for phone server	1	$ 17,500	More resiliant phone server virtual server host. Allows better monitoring and can add snapshot backups to the servers.
015-I.T. Total				**$ 181,102**	
016-Facilities					
016-Facilities	Building	Admin front door replacement	1	$ 12,500	Multiple failures, excessive repairs (original hardware from 2011).
016-Facilities	Equip	Replacement Chiller Coils	2	$ 25,000	Preventative.
016-Facilities	Equip	Replacement of UPS A	1	$ 200,000	UPS A has had several recent failures and is ten years old.
016-Facilities	Vehicle	Lease-to-own F350 Flatbed w/ Lift	1	$ 59,823	Shop 633 lease vehicle.
016-Facilities Total				**$ 297,323**	
040-Buildings					
040-Buildings	Building	Station 22 - South Montgomery County	1	$ 409,000	Payment 2 of 2. Modernize ESD #8 station to improve functionality.
040-Buildings	Building	Station 33 - Caney Creek Trailer Replacement	1	$ 85,000	Replacement of the leased trailer.
040-Buildings	Building	Station 35 - Porter	1	$ 250,000	Payment 2 of 2. Partner with fire department on station at 1314/99.
040-Buildings	Building	Station 44 - Bentwater	1	$ 125,000	Payment 2 of 2. Replace squad with an ambulance in shared MCESD #2 station.
040-Buildings Total				**$ 869,000**	
Grand Total				**$ 2,069,171**	

Project Listing

Capital Projects including Operating Cost

Category	Description	Qty.	Total Capital Cost	Cost of Related Operating Items	Total Project Cost
Building	Admin front door replacement	1	$ 12,500		$ 12,500
Equipment	Core Cisco VPN ASA 5520 firewall replacement	2	$ 15,000	$ 2,875	$ 17,875
Equipment	Hosts for virtual machines	2	$ 26,000	$ 2,300	$ 28,300
Vehicle	Lease-to-own 3/4 Ton Chevy 2500 4WD	1	$ 34,613		$ 34,613
Vehicle	Lease-to-own Chevy Express Van	1	$ 27,123		$ 27,123
Vehicle	Lease-to-own Chevy Tahoe - Police Package	2	$ 67,690		$ 67,690
Vehicle	Lease-to-own F350 Flatbed w/Lift	1	$ 59,823		$ 59,823
Equipment	Refurbished Cisco Core Network 10 Gig network cards OR ASA 5540s series instead	2	$ 14,000	$ 4,025	$ 18,025
Equipment	Refurbished POE Switch update for 4 network communication rooms	5	$ 68,602	$ 2,300	$ 70,902
Equipment	Replacement chiller coils	2	$ 25,000	$ 3,000	$ 28,000
Equipment	Replacement of UPS A	1	$ 200,000		$ 200,000
Equipment	SAN expansion for virtual machine cluster	1	$ 40,000	$ 2,300	$ 42,300
Equipment	SAN for phone server	1	$ 17,500	$ 1,150	$ 18,650
Building	Station 22 remodel payment 2 of 2	1	$ 409,000	$ 6,000	$ 415,000
Equipment	Station 22 US Digital Station Alerting	1	$ 30,000		$ 30,000
Building	Station 33 Caney Creek trailer replacement	1	$ 85,000		$ 85,000
Building	Station 35 Porter Station 1314 at 99 payment 2 of 2	1	$ 250,000	$ 6,000	$ 256,000
Equipment	Station 35 US Digital Station Alerting	1	$ 30,000		$ 30,000
Building	Station 44 Bentwater Station payment 2 of 2	1	$ 125,000	$ 6,000	$ 131,000
Equipment	System core hardware upgrade	1	$ 510,000	$ 575	$ 510,575
Equipment	XL-200 Portables with LTE	4	$ 22,320	$ 13,680	$ 36,000

Annual Budget History

	Actual FY 2016	Actual FY 2017	Actual FY 2018	Actual FY 2019	Budget FY 2020	Budget FY 2021
Revenue						
Tax Revenue						
Tax Revenue	$35,212,245.95	$36,288,444.59	$33,832,652.75	$32,387,483.83	$33,937,317.00	$36,098,667.00
Delinquent Tax Revenue	$270,948.40	$325,951.09	$304,552.47	$199,845.85	$381,365.00	$405,651.00
Penalties and Interest	$267,708.27	$281,785.41	$270,759.03	$278,347.24	$304,922.00	$324,343.00
Miscellaneous Tax Revenue	$3,504.96	$5,607.42	$9,063.55	$6,290.69	$0.00	$0.00
Total Tax Revenue	$35,754,407.58	$36,901,788.51	$34,417,027.80	$32,871,967.61	$34,623,604.00	$36,828,661.00
EMS Net Revenue						
Advanced Life Support Revenue	$37,367,155.29	$19,819,938.03	$21,783,365.74	$23,698,359.85	$24,434,088.00	$26,970,122.00
Basic Life Support Revenue	$6,459,010.36	$4,785,670.25	$4,634,097.20	$4,314,410.17	$4,357,747.00	$4,790,530.00
Transfer Service Fees	$782,482.53	$911,832.64	$2,120,348.62	$2,894,047.05	$3,149,951.00	$730,170.00
Non-Transport Fees	$475,266.36	$416,341.65	$311,346.89	$257,275.75	$268,020.00	$338,509.00
Contractual Allowance	($18,620,611.41)	($6,499,668.38)	($7,619,629.17)	($7,852,895.97)	($8,094,421.00)	($8,736,283.00)
Provision for Bad Debt	($12,120,867.79)	($8,379,664.89)	($7,675,274.62)	($8,333,969.85)	($8,533,158.00)	($8,546,575.00)
Recovery of Bad Debt - EMS	$404,048.56	$270,834.64	$299,392.08	$307,147.83	$355,016.00	$259,708.00
Total EMS Net Revenue	$14,746,483.90	$11,325,283.94	$13,853,646.74	$15,284,374.83	$15,937,243.00	$15,806,181.00
Other Revenue						
Investment Income - MCHD	$118,681.26	$302,218.02	$727,667.56	$1,176,164.48	$941,572.00	$76,216.00
Interest Income	$1,632.77	$15,740.01	$14,016.31	$12,213.01	$10,937.00	$9,620.00
Tobacco Settlement Proceeds	$529,588.22	$825,315.48	$740,365.69	$752,605.14	$600,000.00	$600,000.00
Weyland Bldg. Land Lease	$33,062.04	$33,062.04	$33,062.04	$33,062.04	$33,064.00	$33,064.00
Miscellaneous Income	$387,956.40	$442,463.77	$436,232.90	$923,580.63	$541,288.34	$207,610.00
Rx Discount Card Royalties	$5,946.25	$6,887.50	$3,813.75	$1,831.75	$2,280.00	$960.00
Proceeds from Capital Lease	$0.00	$0.00	$0.00	$0.00	$0.00	$187,196.00
Proceeds from Grant Funding	$2,336.24	$0.00	$0.00	$0.00	$0.00	$0.00
Tenant Rent Income	$88,773.75	$89,775.00	$89,775.00	$89,830.65	$93,000.00	$110,383.00
P.A. Processing Fees	$3,565.00	$3,495.00	$3,330.00	$2,870.00	$2,796.00	$1,800.00
Contract Revenue (Net)	$23,040.00	$88,905.30	$102,479.97	$155,058.47	$180,575.00	$162,376.00
1115 Waiver - Paramedicine	$1,144,200.00	$1,121,700.00	$1,142,900.00	$1,266,600.00	$1,320,000.00	$1,440,000.00
Education/Training Revenue	$80,685.25	$66,236.40	$133,870.00	$242,778.90	$288,700.00	$219,000.00
Stand-By Fees	$44,828.10	$50,800.00	$71,600.00	$98,090.00	$74,999.00	$18,750.00
EMS - Trauma Fund Income	$18,247.00	$21,881.00	$29,517.00	$30,960.00	$25,000.00	$30,000.00
Ambulance Supplemental Payment Progran	$6,384,053.99	$3,418,480.94	$1,891,644.19	$836,984.13	$500,000.00	$498,657.00
Management Fee Revenue	$99,999.96	$99,999.96	$99,999.96	$99,999.96	$100,000.00	$100,000.00
Employee Medical Premiums	$0.00	$723,744.73	$1,022,115.03	$1,098,654.64	$1,221,928.00	$1,198,262.00
Dispatch Fees	$233,745.00	$287,039.00	$231,255.00	$234,273.00	$222,438.00	$222,500.00
MDC Revenue - First Responders	$80,100.00	$53,650.00	$72,675.00	$67,055.00	$99,500.00	$57,000.00
Inter Local 800 Mhz	$188,364.00	$198,463.00	$197,309.00	$206,373.00	$180,000.00	$180,000.00
VHF Project Revenue	$274,419.72	$259,626.47	$117,087.83	$118,566.54	$120,084.00	$121,640.00
Tower Contract Revenue	$0.00	$0.00	$67,923.30	$305,120.78	$275,566.00	$279,527.00
Other Financing Sources	$96,794.44	$0.00	$0.00	$0.00	$0.00	$0.00
Gain/Loss on Sale of Assets	$429,376.05	$49,769.00	$40,115.00	$21,239.00	$30,000.00	$0.00
Total Other Revenue	$10,269,395.44	$8,159,252.62	$7,268,754.53	$7,773,911.12	$6,863,727.34	$5,754,561.00
Total Revenues	**$60,770,286.92**	**$56,386,325.07**	**$55,539,429.07**	**$55,930,253.56**	**$57,424,574.34**	**$58,389,403.00**
Expenses						
Payroll Expenses						
Regular Pay	$12,774,813.77	$14,272,404.82	$15,046,021.71	$20,302,448.11	$22,613,460.00	$22,915,927.00
Overtime Pay	$4,605,250.84	$4,833,909.64	$5,434,037.38	$2,559,619.52	$2,356,249.00	$2,651,181.00
Paid Time Off	$1,427,302.13	$1,651,805.14	$1,899,286.10	$2,331,335.18	$2,621,601.00	$2,530,988.00
Stipend Pay	$362,800.92	$380,950.05	$417,777.82	$184,306.94	$227,820.00	$137,328.00
Payroll Taxes	$1,358,615.03	$1,505,143.38	$1,611,437.57	$1,805,034.98	$2,128,161.00	$2,089,429.00
TCDRS Plan	$1,631,328.86	$4,343,399.75	$1,528,301.42	$1,827,322.72	$1,812,483.00	$1,846,602.00
Health & Dental	$3,239,696.54	$1,280,075.74	$684,297.61	$705,844.79	$775,469.00	$801,858.00
Health Insurance Claims	$0.00	$1,860,307.69	$2,769,704.37	$3,481,223.96	$3,527,052.00	$3,684,051.00
Health Insurance Admin Fees	$0.00	$486,433.67	$728,486.46	$700,658.98	$730,728.00	$763,179.00
Total Payroll Expenses	$25,399,808.09	$30,614,429.88	$30,119,350.44	$33,897,795.18	$36,793,023.00	$37,420,543.00

In 2018, MCHD Increased the Disability Exemption from $25,000 to $75,000 and adopted a 20% Homestead Exemption

Annual Budget History (Continued)

	Actual FY 2016	Actual FY 2017	Actual FY 2018	Actual FY 2019	Budget FY 2020	Budget FY 2021
Operating Expenses						
Unemployment Expense	$15,725.91	$10,134.19	$52,483.68	$5,508.70	$50,400.00	$12,000.00
Accident Repair	$4,527.16	$45,878.80	$29,924.53	$29,130.45	$30,000.00	$30,000.00
Accounting/Auditing Fees	$49,100.00	$48,500.00	$42,400.00	$44,700.00	$43,700.00	$45,900.00
Advertising	$2,510.25	$1,766.57	$4,046.61	$3,856.24	$5,450.00	$5,000.00
Ambulance Supplemental IGT	$0.00	$0.00	$0.00	$0.00	$0.00	$207,774.00
Bank Charges	$3,161.12	$23,383.69	$676.17	$1,687.23	$12,000.00	$5,100.00
Credit Card Processing Fee	$35,503.63	$28,858.70	$24,542.79	$18,491.79	$22,740.00	$21,380.00
Bio-Waste Removal	$37,818.48	$33,311.34	$36,793.32	$28,292.23	$33,354.00	$37,552.00
Books/Materials	$19,245.71	$33,407.72	$28,701.52	$67,226.19	$56,573.00	$195,850.00
Business Licenses	$21,504.96	$19,376.57	$19,438.82	$23,878.24	$44,065.00	$28,934.00
Capital Lease Expense	$850,513.03	$1,029,687.52	$1,058,629.51	$546,125.16	$390,979.00	$191,528.00
Collection Fees	$291,001.22	$231,443.22	$300,201.09	$93,924.86	$128,100.00	$93,900.00
Community Education	$12,092.31	$9,600.90	$8,507.71	$7,639.82	$16,780.00	$12,950.00
Computer Maintenance	$202,615.04	$216,158.58	$369,665.86	$454,269.73	$471,150.00	$479,750.00
Computer Software	$631,175.81	$717,480.35	$944,448.73	$616,876.01	$1,341,821.00	$796,631.00
Computer Software - MDC First Responder	$33,508.09	$64,818.61	$46,001.96	$27,369.63	$55,200.00	$55,200.00
Computer Supplies/Non-Cap.	$25,503.10	$39,456.61	$49,651.16	$46,612.87	$43,101.07	$42,265.00
Conferences - Fees, Travel, & Meals	$162,740.08	$153,449.51	$156,063.40	$141,836.56	$215,244.00	$50,684.00
Contractual Obligations- County Appraisal	$295,944.00	$317,873.15	$313,012.00	$286,055.35	$285,696.00	$288,828.00
Contractual Obligations- Tax Collector Ass	$49,725.94	$52,989.52	$59,121.65	$78,719.45	$78,673.00	$94,125.00
Contractual Obligations- Other	$5,681.94	$3,600.00	$10,800.00	$91,379.25	$238,851.00	$301,260.00
Customer Property Damage	$0.00	$11.00	$617.83	$2,365.78	$13,462.00	$12,850.00
Customer Relations	$33,961.32	$38,187.41	$36,883.92	$44,187.38	$62,120.00	$72,800.00
Disposable Linen	$79,376.06	$90,696.61	$101,798.25	$59,400.03	$46,896.00	$82,920.00
Disposable Medical Supplies	$864,818.51	$895,757.19	$904,669.87	$877,510.95	$1,041,561.88	$1,163,472.00
Drug Supplies	$143,745.09	$198,696.95	$259,081.93	$262,608.59	$284,320.00	$302,880.00
Dues/Subscriptions	$47,230.66	$36,247.43	$45,184.37	$78,377.09	$58,415.00	$60,109.00
Durable Medical Equipment	$127,286.96	$760,204.47	$396,856.91	$347,540.75	$292,736.12	$415,598.00
Election Expenses	$0.00	$215,851.00	$0.00	$0.00	$0.00	$0.00
Employee Health\Wellness	$23,897.91	$13,619.54	$19,620.03	$32,855.06	$26,500.00	$26,500.00
Employee Recognition	$61,963.48	$90,524.99	$80,249.44	$76,495.99	$113,471.00	$98,711.00
Equipment Rental	$10,253.81	$8,862.50	$26,195.92	$63,154.14	$14,300.00	$14,100.00
Fluids & Additives - Auto	$0.00	$0.00	$0.00	$0.00	$15,000.00	$10,020.00
Fuel - Auto	$336,223.76	$412,684.52	$535,446.45	$592,303.44	$845,174.00	$712,336.00
Fuel - Non-Auto	$66.00	$3,670.00	$155.00	$327.00	$4,500.00	$4,000.00
Hazardous Waste Removal	$1,474.32	$568.00	$990.75	$1,197.45	$1,920.00	$1,920.00
Insurance	$571,626.81	$516,176.66	$540,633.75	$624,264.16	$566,601.00	$656,975.00
Interest Expense	$97,762.42	$74,639.16	$45,753.66	$18,654.46	$7,785.00	$7,513.00
Late Fees	$0.00	$0.00	$0.00	$15,000.00	$0.00	$0.00
Laundry Service & Purchase	$5,021.06	$4,025.18	$2,549.24	$2,559.08	$3,000.00	$1,800.00
Leases/Contracts	$96,380.37	$67,773.36	$73,941.64	$78,338.13	$82,300.00	$77,440.00
Legal Fees	$119,508.53	$78,294.20	$86,045.20	$74,650.31	$109,000.00	$126,725.00
Maintenance & Repairs-Buildings	$367,078.63	$419,178.55	$403,907.51	$445,040.12	$463,682.16	$415,240.00
Maintenance- Equipment	$787,310.18	$228,784.90	$417,981.90	$275,626.56	$651,471.00	$708,464.00
Management Fees	$464,722.40	$423,091.25	$383,683.58	$424,772.41	$132,120.00	$135,139.00
Meals - Business and Travel	$5,263.04	$1,648.78	$1,135.12	$1,948.15	$3,735.00	$2,060.00
Meeting Expenses	$15,968.12	$16,651.61	$21,157.96	$35,291.00	$27,413.00	$30,200.00
Mileage Reimbursements	$10,838.72	$8,067.55	$7,471.07	$7,285.45	$14,194.00	$11,492.00
Office Supplies	$25,948.84	$18,533.35	$20,234.13	$17,962.64	$16,322.00	$17,500.00
Oil & Lubricants	$26,541.92	$32,105.11	$24,594.83	$27,548.91	$27,600.00	$27,600.00
Other Services	$9,807.02	$15,675.81	$37,521.89	$129,135.12	$121,320.00	$4,500.00
Other Services - DSRIP	$682,094.15	$899,588.32	$945,757.96	$1,215,304.59	$1,247,575.00	$1,117,986.00
Oxygen & Gases	$67,373.65	$73,615.44	$38,656.80	$47,568.21	$52,152.48	$54,700.00
Paging System	$6,458.25	$7,143.77	$907.32	$0.00	$0.00	$0.00
Postage	$20,981.26	$28,109.06	$29,445.21	$28,613.82	$27,084.00	$25,200.00
Printing Services	$4,258.76	$17,789.36	$10,563.94	$13,956.53	$19,159.52	$22,262.00
Professional Fees	$1,937,294.44	$1,566,456.38	$1,199,069.21	$1,305,860.63	$1,838,862.20	$1,458,845.00

Annual Budget History (Continued)

	Actual FY 2016	Actual FY 2017	Actual FY 2018	Actual FY 2019	Budget FY 2020	Budget FY 2021
Radio Repairs - Outsourced (Depot)	$15,444.98	$18,099.64	$40,599.13	$22,078.34	$39,900.00	$39,900.00
Radio - Parts	$51,076.41	$37,332.66	$51,177.24	$82,060.48	$63,400.00	$57,300.00
Radios	$0.00	$329,690.55	$224,442.49	$145,062.30	$151,000.00	$12,000.00
Recruit/Investigate	$22,191.73	$24,239.60	$38,335.85	$56,708.31	$61,350.00	$66,550.00
Rent	$138,314.40	$138,113.17	$176,708.66	$192,536.40	$206,117.00	$174,212.00
Repair-Equipment	$43,300.03	$19,059.78	$12,507.86	$27,945.74	$37,000.00	$55,200.00
Shop Tools	$13,015.24	$8,849.27	$8,506.27	$12,260.18	$17,666.00	$16,470.00
Shop Supplies	$48,121.66	$45,147.78	$41,373.97	$56,961.60	$50,843.94	$54,900.00
Small Equipment & Furniture	$219,826.93	$403,383.37	$653,853.95	$869,374.11	$657,748.45	$405,423.00
Special Events Supplies	$655.03	$1,446.63	$1,963.18	$2,400.08	$3,350.00	$3,350.00
Station Supplies	$60,872.29	$66,065.93	$64,016.15	$54,660.59	$70,610.10	$81,096.00
Supplemental Food	$0.00	$2,997.68	$629.16	$1,641.63	$3,000.00	$3,000.00
Telephones-Cellular	$78,416.32	$82,980.07	$89,912.67	$82,145.33	$97,648.00	$140,232.00
Telephones-Service	$152,248.45	$165,672.11	$158,955.25	$188,483.17	$201,240.00	$198,780.00
Telephones - Long Distance	$8,727.91	$9,945.66	$4,767.33	($3.26)	$0.00	$0.00
Training/Related Expenses-CE	$129,573.30	$152,935.79	$141,324.20	$131,838.20	$239,498.00	$239,370.00
Tuition Reimbursement	$34,822.88	$78,185.14	$66,611.24	$57,585.66	$54,450.00	$67,450.00
Travel Expenses	$4,642.93	$5,031.73	$11,860.30	$22,712.34	$17,460.00	$8,400.00
Uniforms	$180,906.24	$174,940.35	$202,490.02	$197,200.79	$342,423.46	$303,160.00
Utilities	$384,213.84	$356,244.23	$395,897.89	$380,088.08	$419,360.00	$419,360.00
Vehicle-Batteries	$15,855.21	$5,881.86	$7,092.83	$12,825.02	$17,310.00	$21,150.00
Vehicle-Outside Services	$39,474.36	$32,647.13	$7,630.84	$8,133.23	$14,400.00	$9,600.00
Vehicle-Parts	$242,512.77	$271,520.34	$366,751.08	$435,050.29	$421,276.47	$440,000.00
Vehicle-Registration	$1,759.75	$1,743.96	$1,696.32	$1,762.41	$2,496.00	$2,496.00
Vehicle-Tires	$43,105.81	$45,296.73	$53,283.74	$61,584.82	$60,000.00	$60,000.00
Vehicle-Towing	$3,522.00	$1,630.10	$4,067.13	$4,026.00	$5,400.00	$5,400.00
Miscellaneous Expense	($12,753.34)	$0.00	$0.00	$0.00	$0.00	$0.00
Worker's Compensation Insurance	$420,046.19	$445,302.19	$307,411.41	$382,872.56	$390,792.00	$295,084.00
Total Operating Expenses	$12,142,027.55	$13,268,488.41	$13,387,739.26	$13,331,278.09	$15,441,368.85	$14,056,351.00
Indigent Care Expenses						
1115 Medicaid Waiver - Uncompensated Ca	$2,210,032.42	$1,697,898.58	$1,285,461.88	$2,383,116.79	$2,522,874.00	$4,587,467.00
Specialty Healthcare Providers	$3,490,660.43	$2,891,124.45	$2,723,600.15	$2,953,960.55	$2,437,984.00	$3,771,551.00
Total Indigent Care Expenses	$5,700,692.85	$4,589,023.03	$4,009,062.03	$5,337,077.34	$4,960,858.00	$8,359,018.00
Capital Expenditures						
Capital Purchases - Land	$0.00	$0.00	$0.00	$0.00	$500,000.00	$0.00
Capital Purchases - CIP	$245,848.50	$0.00	$0.00	$0.00	$0.00	$0.00
Capital Purchase - Building/Improvements	$1,141,076.06	$0.00	$136,200.00	$1,991,037.06	$1,679,987.00	$881,500.00
Capital Purchase - Equipment	$3,040,316.35	$949,505.86	$1,870,011.79	$4,077,400.11	$1,608,511.05	$998,422.00
Capital Purchase - Vehicles	$1,568,563.34	$1,130,093.04	$909,760.03	$2,135,916.54	$5,027,349.40	$189,249.00
Total Capital Expenditures	$5,995,804.25	$2,079,598.90	$2,915,971.82	$8,204,353.71	$8,815,847.45	$2,069,171.00
Total Expenses	**$49,238,332.74**	**$50,551,540.22**	**$50,432,123.55**	**$60,770,504.32**	**$66,011,097.30**	**$61,905,083.00**
Revenue over Expeditures	$11,531,954.18	$5,834,784.85	$5,107,305.52	($4,840,250.76)	($8,586,522.96)	($3,515,680.00)

Annual Budget Comparison by Department

Montgomery County Hospital District
Annual Budget Comparison
For the Fiscal Year Ending September 30, 2021

	Montgomery County Hospital District						
	2021 Budget	2020 Budget	Change	Percent Change	YTD Actual June 30+ Remaining Budget	Change	Percent Change
Revenue							
Tax Revenue							
Tax Revenue	$36,098,667.00	$33,937,317.00	$2,161,350.00	6.4 %	$34,132,392.38	$1,966,274.62	5.8 %
Delinquent Tax Revenue	$405,651.00	$381,365.00	$24,286.00	6.4 %	$162,049.41	$243,601.59	150.3 %
Penalties and Interest	$324,343.00	$304,922.00	$19,421.00	6.4 %	$251,173.58	$73,169.42	29.1 %
Miscellaneous Tax Revenue	$0.00	$0.00	$0.00	0.0 %	$9,403.76	($9,403.76)	(100.0)%
Total Tax Revenue	$36,828,661.00	$34,623,604.00	$2,205,057.00	6.4 %	$34,555,019.13	$2,273,641.87	6.6 %
EMS Net Revenue							
Advanced Life Support Revenue	$26,970,122.00	$24,434,088.00	$2,536,034.00	10.4 %	$23,665,255.02	$3,304,866.98	14.0 %
Basic Life Support Revenue	$4,790,530.00	$4,357,747.00	$432,783.00	9.9 %	$4,330,806.56	$459,723.44	10.6 %
Transfer Service Fees	$730,170.00	$3,149,951.00	($2,419,781.00)	(76.8)%	$2,902,517.39	($2,172,347.39)	(74.8)%
Non-Transport Fees	$338,509.00	$268,020.00	$70,489.00	26.3 %	$294,809.31	$43,699.69	14.8 %
Contractual Allowance	($8,736,283.00)	($8,094,421.00)	($641,862.00)	7.9 %	($8,127,112.11)	($609,170.89)	7.5 %
Provision for Bad Debt	($8,546,575.00)	($8,533,158.00)	($13,417.00)	0.2 %	($8,369,747.90)	($176,827.10)	2.1 %
Recovery of Bad Debt - EMS	$259,708.00	$355,016.00	($95,308.00)	(26.8)%	$264,469.21	($4,761.21)	(1.8)%
Total EMS Net Revenue	$15,806,181.00	$15,937,243.00	($131,062.00)	(0.8)%	$14,960,997.48	$845,183.52	5.6 %
Other Revenue							
Investment Income - MCHD	$76,216.00	$941,572.00	($865,356.00)	(91.9)%	$742,475.54	($666,259.54)	(89.7)%
Interest Income	$9,620.00	$10,937.00	($1,317.00)	(12.0)%	$11,259.44	($1,639.44)	(14.6)%
Tobacco Settlement Proceeds	$600,000.00	$600,000.00	$0.00	0.0 %	$739,419.56	($139,419.56)	(18.9)%
Weyland Bldg. Land Lease	$33,064.00	$33,064.00	$0.00	0.0 %	$33,062.53	$1.47	0.0 %
Miscellaneous Income	$207,610.00	$541,288.34	($333,678.34)	(61.6)%	$752,971.37	($545,361.37)	(72.4)%
Rx Discount Card Royalties	$960.00	$2,280.00	($1,320.00)	(57.9)%	$1,466.25	($506.25)	(34.5)%
Proceeds from Capital Lease	$187,196.00	$0.00	$187,196.00	0.0 %	$0.00	$187,196.00	0.0 %
Tenant Rent Income	$110,383.00	$93,000.00	$17,383.00	18.7 %	$90,748.20	$19,634.80	21.6 %
P.A. Processing Fees	$1,800.00	$2,796.00	($996.00)	(35.6)%	$2,059.00	($259.00)	(12.6)%
Contract Revenue (Net)	$162,376.00	$180,575.00	($18,199.00)	(10.1)%	$159,976.87	$2,399.13	1.5 %
1115 Waiver - Paramedicine	$1,440,000.00	$1,320,000.00	$120,000.00	9.1 %	$1,218,700.00	$221,300.00	18.2 %
Education/Training Revenue	$219,000.00	$288,700.00	($69,700.00)	(24.1)%	$212,346.44	$6,653.56	3.1 %
Stand-By Fees	$18,750.00	$74,999.00	($56,249.00)	(75.0)%	$66,822.00	($48,072.00)	(71.9)%
EMS - Trauma Fund Income	$30,000.00	$25,000.00	$5,000.00	20.0 %	$30,317.00	($317.00)	(1.0)%
Ambulance Supplemental Payment Program	$498,657.00	$500,000.00	($1,343.00)	(0.3)%	$500,000.00	($1,343.00)	(0.3)%
Management Fee Revenue	$100,000.00	$100,000.00	$0.00	0.0 %	$99,999.97	$0.03	0.0 %
Employee Medical Premiums	$1,198,262.00	$1,221,928.00	($23,666.00)	(1.9)%	$1,184,602.79	$13,659.21	1.2 %
Dispatch Fees	$222,500.00	$222,438.00	$62.00	0.0 %	$231,837.00	($9,337.00)	(4.0)%
MDC Revenue - First Responders	$57,000.00	$99,500.00	($42,500.00)	(42.7)%	$89,204.00	($32,204.00)	(36.1)%
Inter Local 800 Mhz	$180,000.00	$180,000.00	$0.00	0.0 %	$180,000.00	$0.00	0.0 %

Montgomery County Hospital District

	2021 Budget	2020 Budget	Change	Percent Change	YTD Actual June 30+ Remaining Budget	Change	Percent Change
VHF Project Revenue	$121,640.00	$120,084.00	$1,556.00	1.3 %	$120,083.32	$1,556.68	1.3 %
Tower Contract Revenue	$279,527.00	$275,566.00	$3,961.00	1.4 %	$258,902.18	$20,624.82	8.0 %
Gain/Loss on Sale of Assets	$0.00	$30,000.00	($30,000.00)	(100.0)%	$28,265.00	($28,265.00)	(100.0)%
Total Other Revenue	$5,754,561.00	$6,863,727.34	($1,109,166.34)	(16.2)%	$6,754,518.46	($999,957.46)	(14.8)%
Total Revenues	**$58,389,403.00**	**$57,424,574.34**	**$964,828.66**	**1.7 %**	**$56,270,535.07**	**$2,118,867.93**	**3.8 %**
Expenses							
Payroll Expenses							
Regular Pay	$22,915,927.00	$22,613,460.00	$302,467.00	1.3 %	$22,579,496.12	$336,430.88	1.5 %
Overtime Pay	$2,651,181.00	$2,356,249.00	$294,932.00	12.5 %	$2,784,233.45	($133,052.45)	(4.8)%
Paid Time Off	$2,530,988.00	$2,621,601.00	($90,613.00)	(3.5)%	$2,286,817.36	$244,170.64	10.7 %
Stipend Pay	$137,328.00	$227,820.00	($90,492.00)	(39.7)%	$233,823.37	($96,495.37)	(41.3)%
Payroll Taxes	$2,089,429.00	$2,128,161.00	($38,732.00)	(1.8)%	$2,027,582.23	$61,846.77	3.1 %
TCDRS Plan	$1,846,602.00	$1,812,483.00	$34,119.00	1.9 %	$1,821,302.35	$25,299.65	1.4 %
Health & Dental	$801,858.00	$775,469.00	$26,389.00	3.4 %	$740,145.71	$61,712.29	8.3 %
Health Insurance Claims	$3,684,051.00	$3,527,052.00	$156,999.00	4.5 %	$3,742,222.79	($58,171.79)	(1.6)%
Health Insurance Admin Fees	$763,179.00	$730,728.00	$32,451.00	4.4 %	$744,302.67	$18,876.33	2.5 %
Total Payroll Expenses	$37,420,543.00	$36,793,023.00	$627,520.00	1.7 %	$36,959,926.05	$460,616.95	1.2 %
Operating Expenses							
Unemployment Expense	$12,000.00	$50,400.00	($38,400.00)	(76.2)%	$8,445.62	$3,554.38	42.1 %
Accident Repair	$30,000.00	$30,000.00	$0.00	0.0 %	$29,009.18	$990.82	3.4 %
Accounting/Auditing Fees	$45,900.00	$43,700.00	$2,200.00	5.0 %	$48,500.00	($2,600.00)	(5.4)%
Advertising	$5,000.00	$5,450.00	($450.00)	(8.3)%	$3,802.92	$1,197.08	31.5 %
Ambulance Supplemental IGT	$207,774.00	$0.00	$207,774.00	0.0 %	$0.00	$207,774.00	0.0 %
Bank Charges	$5,100.00	$12,000.00	($6,900.00)	(57.5)%	$5,964.09	($864.09)	(14.5)%
Credit Card Processing Fee	$21,380.00	$22,740.00	($1,360.00)	(6.0)%	$20,709.02	$670.98	3.2 %
Bio-Waste Removal	$37,552.00	$33,354.00	$4,198.00	12.6 %	$28,858.16	$8,693.84	30.1 %
Books/Materials	$195,850.00	$56,573.00	$139,277.00	246.2 %	$53,532.69	$142,317.31	265.9 %
Business Licenses	$28,934.00	$44,065.00	($15,131.00)	(34.3)%	$45,709.75	($16,775.75)	(36.7)%
Capital Lease Expense	$191,528.00	$390,979.00	($199,451.00)	(51.0)%	$390,982.50	($199,454.50)	(51.0)%
Collection Fees	$93,900.00	$128,100.00	($34,200.00)	(26.7)%	$99,513.57	($5,613.57)	(5.6)%
Community Education	$12,950.00	$16,780.00	($3,830.00)	(22.8)%	$12,169.95	$780.05	6.4 %
Computer Maintenance	$479,750.00	$471,150.00	$8,600.00	1.8 %	$430,491.40	$49,258.60	11.4 %
Computer Software	$796,631.00	$1,341,821.00	($545,190.00)	(40.6)%	$794,858.99	$1,772.01	0.2 %
Computer Software - MDC First Responder	$55,200.00	$55,200.00	$0.00	0.0 %	$44,067.92	$11,132.08	25.3 %
Computer Supplies/Non-Cap.	$42,265.00	$43,101.07	($836.07)	(1.9)%	$34,562.61	$7,702.39	22.3 %
Conferences - Fees, Travel, & Meals	$50,684.00	$215,244.00	($164,560.00)	(76.5)%	$117,687.18	($67,003.18)	(56.9)%
Contractual Obligations- County Appraisal	$288,828.00	$285,696.00	$3,132.00	1.1 %	$288,032.37	$795.63	0.3 %
Contractual Obligations- Tax Collector Assess	$94,125.00	$78,673.00	$15,452.00	19.6 %	$85,209.98	$8,915.02	10.5 %
Contractual Obligations- Other	$301,260.00	$238,851.00	$62,409.00	26.1 %	$235,117.26	$66,142.74	28.1 %
Customer Property Damage	$12,850.00	$13,462.00	($612.00)	(4.5)%	$12,321.84	$528.16	4.3 %
Customer Relations	$72,800.00	$62,120.00	$10,680.00	17.2 %	$64,765.90	$8,034.10	12.4 %

Montgomery County Hospital District

	2021 Budget	2020 Budget	Change	Percent Change	YTD Actual June 30+ Remaining Budget	Change	Percent Change
Damages/Uninsured Portion	$0.00	$0.00	$0.00	0.0 %	$133,142.79	($133,142.79)	(100.0)%
Disposable Linen	$82,920.00	$46,896.00	$36,024.00	76.8 %	$62,028.04	$20,891.96	33.7 %
Disposable Medical Supplies	$1,163,472.00	$1,041,561.88	$121,910.12	11.7 %	$1,061,512.65	$101,959.35	9.6 %
Drug Supplies	$302,880.00	$284,320.00	$18,560.00	6.5 %	$251,821.93	$51,058.07	20.3 %
Dues/Subscriptions	$60,109.00	$58,415.00	$1,694.00	2.9 %	$53,436.15	$6,672.85	12.5 %
Durable Medical Equipment	$415,598.00	$292,736.12	$122,861.88	42.0 %	$284,488.77	$131,109.23	46.1 %
Employee Health\Wellness	$26,500.00	$26,500.00	$0.00	0.0 %	$18,382.40	$8,117.60	44.2 %
Employee Recognition	$98,711.00	$113,471.00	($14,760.00)	(13.0)%	$109,398.87	($10,687.87)	(9.8)%
Equipment Rental	$14,100.00	$14,300.00	($200.00)	(1.4)%	$13,482.69	$617.31	4.6 %
Fluids & Additives - Auto	$10,020.00	$15,000.00	($4,980.00)	(33.2)%	$11,175.60	($1,155.60)	(10.3)%
Fuel - Auto	$712,336.00	$845,174.00	($132,838.00)	(15.7)%	$597,034.07	$115,301.93	19.3 %
Fuel - Non-Auto	$4,000.00	$4,500.00	($500.00)	(11.1)%	$3,900.00	$100.00	2.6 %
Hazardous Waste Removal	$1,920.00	$1,920.00	$0.00	0.0 %	$1,989.40	($69.40)	(3.5)%
Insurance	$656,975.00	$566,601.00	$90,374.00	16.0 %	$621,761.98	$35,213.02	5.7 %
Interest Expense	$7,513.00	$7,785.00	($272.00)	(3.5)%	$7,772.31	($259.31)	(3.3)%
Laundry Service & Purchase	$1,800.00	$3,000.00	($1,200.00)	(40.0)%	$2,250.86	($450.86)	(20.0)%
Leases/Contracts	$77,440.00	$82,300.00	($4,860.00)	(5.9)%	$75,581.32	$1,858.68	2.5 %
Legal Fees	$126,725.00	$109,000.00	$17,725.00	16.3 %	$100,681.33	$26,043.67	25.9 %
Maintenance & Repairs-Buildings	$415,240.00	$463,682.16	($48,442.16)	(10.4)%	$406,832.11	$8,407.89	2.1 %
Maintenance- Equipment	$708,464.00	$651,471.00	$56,993.00	8.7 %	$605,881.79	$102,582.21	16.9 %
Management Fees	$135,139.00	$132,120.00	$3,019.00	2.3 %	$153,357.20	($18,218.20)	(11.9)%
Meals - Business and Travel	$2,060.00	$3,735.00	($1,675.00)	(44.8)%	$2,290.87	($230.87)	(10.1)%
Meeting Expenses	$30,200.00	$27,413.00	$2,787.00	10.2 %	$23,287.21	$6,912.79	29.7 %
Mileage Reimbursements	$11,492.00	$14,194.00	($2,702.00)	(19.0)%	$8,258.52	$3,233.48	39.2 %
Office Supplies	$17,500.00	$16,322.00	$1,178.00	7.2 %	$15,756.40	$1,743.60	11.1 %
Oil & Lubricants	$27,600.00	$27,600.00	$0.00	0.0 %	$26,727.93	$872.07	3.3 %
Other Services	$4,500.00	$121,320.00	($116,820.00)	(96.3)%	$106,766.70	($102,266.70)	(95.8)%
Other Services - DSRIP	$1,117,986.00	$1,247,575.00	($129,589.00)	(10.4)%	$1,040,741.56	$77,244.44	7.4 %
Oxygen & Gases	$54,700.00	$52,152.48	$2,547.52	4.9 %	$62,896.42	($8,196.42)	(13.0)%
Postage	$25,200.00	$27,084.00	($1,884.00)	(7.0)%	$24,756.60	$443.40	1.8 %
Printing Services	$22,262.00	$19,159.52	$3,102.48	16.2 %	$14,944.04	$7,317.96	49.0 %
Professional Fees	$1,458,845.00	$1,838,862.20	($380,017.20)	(20.7)%	$1,703,887.00	($245,042.00)	(14.4)%
Radio Repairs - Outsourced (Depot)	$39,900.00	$39,900.00	$0.00	0.0 %	$28,599.10	$11,300.90	39.5 %
Radio - Parts	$57,300.00	$63,400.00	($6,100.00)	(9.6)%	$40,349.05	$16,950.95	42.0 %
Radios	$12,000.00	$151,000.00	($139,000.00)	(92.1)%	$144,120.48	($132,120.48)	(91.7)%
Recruit/Investigate	$66,550.00	$61,350.00	$5,200.00	8.5 %	$57,414.66	$9,135.34	15.9 %
Rent	$174,212.00	$206,117.00	($31,905.00)	(15.5)%	$204,924.89	($30,712.89)	(15.0)%
Repair-Equipment	$55,200.00	$37,000.00	$18,200.00	49.2 %	$35,410.99	$19,789.01	55.9 %
Shop Tools	$16,470.00	$17,666.00	($1,196.00)	(6.8)%	$13,476.65	$2,993.35	22.2 %
Shop Supplies	$54,900.00	$50,843.94	$4,056.06	8.0 %	$42,879.07	$12,020.93	28.0 %
Small Equipment & Furniture	$405,423.00	$657,748.45	($252,325.45)	(38.4)%	$520,011.64	($114,588.64)	(22.0)%
Special Events Supplies	$3,350.00	$3,350.00	$0.00	0.0 %	$2,302.61	$1,047.39	45.5 %
Station Supplies	$81,096.00	$70,610.10	$10,485.90	14.9 %	$92,015.10	($10,919.10)	(11.9)%
Supplemental Food	$3,000.00	$3,000.00	$0.00	0.0 %	$3,000.00	$0.00	0.0 %
Telephones-Cellular	$140,232.00	$97,648.00	$42,584.00	43.6 %	$94,120.15	$46,111.85	49.0 %
Telephones-Service	$198,780.00	$201,240.00	($2,460.00)	(1.2)%	$198,433.62	$346.38	0.2 %

Montgomery County Hospital District

	2021 Budget	2020 Budget	Change	Percent Change	YTD Actual June 30+ Remaining Budget	Change	Percent Change
Training/Related Expenses-CE	$239,370.00	$239,498.00	($128.00)	(0.1)%	$136,289.99	$103,080.01	75.6 %
Tuition Reimbursement	$67,450.00	$54,450.00	$13,000.00	23.9 %	$83,180.33	($15,730.33)	(18.9)%
Travel Expenses	$8,400.00	$17,460.00	($9,060.00)	(51.9)%	$9,692.11	($1,292.11)	(13.3)%
Uniforms	$303,160.00	$342,423.46	($39,263.46)	(11.5)%	$258,190.95	$44,969.05	17.4 %
Utilities	$419,360.00	$419,360.00	$0.00	0.0 %	$433,446.15	($14,086.15)	(3.2)%
Vehicle-Batteries	$21,150.00	$17,310.00	$3,840.00	22.2 %	$16,073.55	$5,076.45	31.6 %
Vehicle-Outside Services	$9,600.00	$14,400.00	($4,800.00)	(33.3)%	$14,613.10	($5,013.10)	(34.3)%
Vehicle-Parts	$440,000.00	$421,276.47	$18,723.53	4.4 %	$380,341.33	$59,658.67	15.7 %
Vehicle-Registration	$2,496.00	$2,496.00	$0.00	0.0 %	$2,255.80	$240.20	10.6 %
Vehicle-Tires	$60,000.00	$60,000.00	$0.00	0.0 %	$53,774.88	$6,225.12	11.6 %
Vehicle-Towing	$5,400.00	$5,400.00	$0.00	0.0 %	$4,502.50	$897.50	19.9 %
Worker's Compensation Insurance	$295,084.00	$390,792.00	($95,708.00)	(24.5)%	$290,223.47	$4,860.53	1.7 %
Total Operating Expenses	$14,056,351.00	$15,441,368.85	($1,385,017.85)	(9.0)%	$13,620,180.58	$436,170.42	3.2 %
Indigent Care Expenses							
1115 Medicaid Waiver - Uncompensated Care	$4,587,467.00	$2,522,874.00	$2,064,593.00	81.8 %	$3,185,658.33	$1,401,808.67	44.0 %
Specialty Healthcare Providers	$3,771,551.00	$2,437,984.00	$1,333,567.00	54.7 %	$2,566,105.73	$1,205,445.27	47.0 %
Total Indigent Care Expenses	$8,359,018.00	$4,960,858.00	$3,398,160.00	68.5 %	$5,751,764.06	$2,607,253.94	45.3 %
Capital Expenditures							
Capital Purchases - Land	$0.00	$500,000.00	($500,000.00)	(100.0)%	$500,000.00	($500,000.00)	(100.0)%
Capital Purchase - Building/Improvements	$881,500.00	$1,679,987.00	($798,487.00)	(47.5)%	$1,751,938.89	($870,438.89)	(49.7)%
Capital Purchase - Equipment	$998,422.00	$1,608,511.05	($610,089.05)	(37.9)%	$1,459,732.12	($461,310.12)	(31.6)%
Capital Purchase - Vehicles	$189,249.00	$5,027,349.40	($4,838,100.40)	(96.2)%	$5,043,255.98	($4,854,006.98)	(96.2)%
Total Capital Expenditures	$2,069,171.00	$8,815,847.45	($6,746,676.45)	(76.5)%	$8,754,926.99	($6,685,755.99)	(76.4)%
Total Expenses	**$61,905,083.00**	**$66,011,097.30**	**($4,106,014.30)**	**(6.2)%**	**$65,086,797.68**	**($3,181,714.68)**	**(4.9)%**
Revenue over Expeditures	($3,515,680.00)	($8,586,522.96)	$5,070,842.96	(59.1)%	($8,816,262.61)	$5,300,582.61	(60.1)%

Montgomery County Hospital District
Annual Budget Comparison by Department
For the Fiscal Year Ending September 30, 2021

	Montgomery County Hospital District						
	2021 Budget	2020 Budget	Change	Percent Change	YTD Actual June 30+ Remaining Budget	Change	Percent Change
001 - Administration							
Revenue							
Tax Revenue							
Tax Revenue	$36,098,667.00	$33,937,317.00	$2,161,350.00	6.4 %	$34,132,392.38	$1,966,274.62	5.8 %
Delinquent Tax Revenue	$405,651.00	$381,365.00	$24,286.00	6.4 %	$162,049.41	$243,601.59	150.3 %
Penalties and Interest	$324,343.00	$304,922.00	$19,421.00	6.4 %	$251,173.58	$73,169.42	29.1 %
Miscellaneous Tax Revenue	$0.00	$0.00	$0.00	0.0 %	$9,403.76	($9,403.76)	(100.0)%
Total Tax Revenue	$36,828,661.00	$34,623,604.00	$2,205,057.00	6.4 %	$34,555,019.13	$2,273,641.87	6.6 %
Other Revenue							
Investment Income - MCHD	$76,216.00	$941,572.00	($865,356.00)	(91.9)%	$742,475.54	($666,259.54)	(89.7)%
Tobacco Settlement Proceeds	$600,000.00	$600,000.00	$0.00	0.0 %	$739,419.56	($139,419.56)	(18.9)%
Weyland Bldg. Land Lease	$33,064.00	$33,064.00	$0.00	0.0 %	$33,062.53	$1.47	0.0 %
Tenant Rent Income	$110,383.00	$93,000.00	$17,383.00	18.7 %	$90,748.20	$19,634.80	21.6 %
Management Fee Revenue	$100,000.00	$100,000.00	$0.00	0.0 %	$99,999.97	$0.03	0.0 %
Total Other Revenue	$919,663.00	$1,767,636.00	($847,973.00)	(48.0)%	$1,705,705.80	($786,042.80)	(46.1)%
Total Revenues	**$37,748,324.00**	**$36,391,240.00**	**$1,357,084.00**	**3.7 %**	**$36,260,724.93**	**$1,487,599.07**	**4.1 %**
Expenses							
Payroll Expenses							
Regular Pay	$666,736.00	$656,654.00	$10,082.00	1.5 %	$665,846.18	$889.82	0.1 %
Paid Time Off	$91,560.00	$94,483.00	($2,923.00)	(3.1)%	$91,659.23	($99.23)	(0.1)%
Stipend Pay	$0.00	$0.00	$0.00	0.0 %	$3,000.00	($3,000.00)	(100.0)%
Payroll Taxes	$56,115.00	$57,462.00	($1,347.00)	(2.3)%	$50,204.92	$5,910.08	11.8 %
TCDRS Plan	$49,594.00	$48,940.00	$654.00	1.3 %	$49,824.06	($230.06)	(0.5)%
Total Payroll Expenses	$864,005.00	$857,539.00	$6,466.00	0.8 %	$860,534.39	$3,470.61	0.4 %
Operating Expenses							
Advertising	$600.00	$1,500.00	($900.00)	(60.0)%	$1,552.92	($952.92)	(61.4)%
Bank Charges	$5,100.00	$12,000.00	($6,900.00)	(57.5)%	$5,964.09	($864.09)	(14.5)%
Books/Materials	$900.00	$900.00	$0.00	0.0 %	$0.00	$900.00	0.0 %
Community Education	$4,000.00	$4,000.00	$0.00	0.0 %	$3,694.99	$305.01	8.3 %
Computer Software	$1,504.00	$1,240.00	$264.00	21.3 %	$740.55	$763.45	103.1 %
Conferences - Fees, Travel, & Meals	$1,740.00	$21,257.00	($19,517.00)	(91.8)%	$13,901.25	($12,161.25)	(87.5)%
Contractual Obligations- County Appraisal	$288,828.00	$285,696.00	$3,132.00	1.1 %	$288,032.37	$795.63	0.3 %
Contractual Obligations- Tax Collector Assess	$94,125.00	$78,673.00	$15,452.00	19.6 %	$85,209.98	$8,915.02	10.5 %

Montgomery County Hospital District

	2021 Budget	2020 Budget	Change	Percent Change	YTD Actual June 30+ Remaining Budget	Change	Percent Change
Customer Relations	$0.00	$4,000.00	($4,000.00)	(100.0)%	$4,881.60	($4,881.60)	(100.0)%
Dues/Subscriptions	$5,440.00	$5,292.00	$148.00	2.8 %	$4,886.99	$553.01	11.3 %
Employee Recognition	$1,725.00	$18,825.00	($17,100.00)	(90.8)%	$19,252.00	($17,527.00)	(91.0)%
Insurance	$656,975.00	$566,601.00	$90,374.00	16.0 %	$621,761.98	$35,213.02	5.7 %
Legal Fees	$81,600.00	$63,000.00	$18,600.00	29.5 %	$53,119.50	$28,480.50	53.6 %
Meals - Business and Travel	$780.00	$1,255.00	($475.00)	(37.8)%	$659.95	$120.05	18.2 %
Meeting Expenses	$600.00	$3,000.00	($2,400.00)	(80.0)%	$240.18	$359.82	149.8 %
Mileage Reimbursements	$1,200.00	$1,200.00	$0.00	0.0 %	$430.97	$769.03	178.4 %
Printing Services	$300.00	$0.00	$300.00	0.0 %	$0.00	$300.00	0.0 %
Professional Fees	$0.00	$40,104.00	($40,104.00)	(100.0)%	$37,958.15	($37,958.15)	(100.0)%
Small Equipment & Furniture	$0.00	$4,150.00	($4,150.00)	(100.0)%	$3,143.44	($3,143.44)	(100.0)%
Telephones-Cellular	$2,928.00	$1,866.00	$1,062.00	56.9 %	$2,439.34	$488.66	20.0 %
Training/Related Expenses-CE	$960.00	$0.00	$960.00	0.0 %	$0.00	$960.00	0.0 %
Travel Expenses	$120.00	$2,490.00	($2,370.00)	(95.2)%	$70.00	$50.00	71.4 %
Total Operating Expenses	$1,149,425.00	$1,117,049.00	$32,376.00	2.9 %	$1,147,940.25	$1,484.75	0.1 %
Total Expenses	**$2,013,430.00**	**$1,974,588.00**	**$38,842.00**	**2.0 %**	**$2,008,474.64**	**$4,955.36**	**0.2 %**
Revenue over Expeditures	$35,734,894.00	$34,416,652.00	$1,318,242.00	3.8 %	$34,252,250.29	$1,482,643.71	4.3 %

Montgomery County Hospital District

	2021 Budget	2020 Budget	Change	Percent Change	YTD Actual June 30+ Remaining Budget	Change	Percent Change
002 - HCAP							
Revenue							
Other Revenue							
Miscellaneous Income	$0.00	$0.00	$0.00	0.0 %	$7,293.88	($7,293.88)	(100.0)%
Rx Discount Card Royalties	$960.00	$2,280.00	($1,320.00)	(57.9)%	$1,466.25	($506.25)	(34.5)%
P.A. Processing Fees	$1,800.00	$2,796.00	($996.00)	(35.6)%	$2,059.00	($259.00)	(12.6)%
Total Other Revenue	$2,760.00	$5,076.00	($2,316.00)	(45.6)%	$10,819.13	($8,059.13)	(74.5)%
Total Revenues	**$2,760.00**	**$5,076.00**	**($2,316.00)**	**(45.6)%**	**$10,819.13**	**($8,059.13)**	**(74.5)%**
Expenses							
Payroll Expenses							
Regular Pay	$641,038.00	$645,321.00	($4,283.00)	(0.7)%	$630,716.35	$10,321.65	1.6 %
Overtime Pay	$1,119.00	$820.00	$299.00	36.5 %	$941.39	$177.61	18.9 %
Paid Time Off	$90,350.00	$85,083.00	$5,267.00	6.2 %	$80,622.82	$9,727.18	12.1 %
Payroll Taxes	$54,205.00	$55,939.00	($1,734.00)	(3.1)%	$52,046.85	$2,158.15	4.1 %
TCDRS Plan	$47,906.00	$47,656.00	$250.00	0.5 %	$46,705.23	$1,200.77	2.6 %
Total Payroll Expenses	$834,618.00	$834,819.00	($201.00)	0.0 %	$811,032.64	$23,585.36	2.9 %
Operating Expenses							
Advertising	$1,950.00	$1,950.00	$0.00	0.0 %	$1,700.00	$250.00	14.7 %
Business Licenses	$1,529.00	$390.00	$1,139.00	292.1 %	$385.00	$1,144.00	297.1 %
Community Education	$950.00	$500.00	$450.00	90.0 %	$250.00	$700.00	280.0 %
Computer Software	$155,124.00	$161,912.00	($6,788.00)	(4.2)%	$161,914.43	($6,790.43)	(4.2)%
Computer Supplies/Non-Cap.	$1,740.00	$1,654.00	$86.00	5.2 %	$1,006.71	$733.29	72.8 %
Conferences - Fees, Travel, & Meals	$2,246.00	$4,754.00	($2,508.00)	(52.8)%	$4,938.93	($2,692.93)	(54.5)%
Dues/Subscriptions	$930.00	$900.00	$30.00	3.3 %	$750.00	$180.00	24.0 %
Durable Medical Equipment	$1,246.00	$1,246.00	$0.00	0.0 %	$0.00	$1,246.00	0.0 %
Employee Recognition	$900.00	$900.00	$0.00	0.0 %	$899.74	$0.26	0.0 %
Management Fees	$135,139.00	$132,120.00	$3,019.00	2.3 %	$153,357.20	($18,218.20)	(11.9)%
Meeting Expenses	$560.00	$1,260.00	($700.00)	(55.6)%	$480.00	$80.00	16.7 %
Mileage Reimbursements	$600.00	$600.00	$0.00	0.0 %	$189.04	$410.96	217.4 %
Office Supplies	$300.00	$50.00	$250.00	500.0 %	$0.00	$300.00	0.0 %
Postage	$0.00	$204.00	($204.00)	(100.0)%	$226.00	($226.00)	(100.0)%
Printing Services	$200.00	$692.52	($492.52)	(71.1)%	$192.52	$7.48	3.9 %
Professional Fees	$10,000.00	$10,260.00	($260.00)	(2.5)%	$10,078.97	($78.97)	(0.8)%
Small Equipment & Furniture	$5,480.00	$2,632.00	$2,848.00	108.2 %	$2,356.87	$3,123.13	132.5 %
Telephones-Cellular	$2,082.00	$2,490.00	($408.00)	(16.4)%	$1,897.44	$184.56	9.7 %
Training/Related Expenses-CE	$200.00	$548.00	($348.00)	(63.5)%	$0.00	$200.00	0.0 %
Total Operating Expenses	$321,176.00	$325,062.52	($3,886.52)	(1.2)%	$340,622.85	($19,446.85)	(5.7)%
Indigent Care Expenses							
1115 Medicaid Waiver - Uncompensated Care	$4,587,467.00	$2,522,874.00	$2,064,593.00	81.8 %	$3,185,658.33	$1,401,808.67	44.0 %

	Montgomery County Hospital District						
	2021 Budget	**2020 Budget**	**Change**	**Percent Change**	**YTD Actual June 30+ Remaining Budget**	**Change**	**Percent Change**
Specialty Healthcare Providers	$3,771,551.00	$2,437,984.00	$1,333,567.00	54.7 %	$2,566,105.73	$1,205,445.27	47.0 %
Total Indigent Care Expenses	$8,359,018.00	$4,960,858.00	$3,398,160.00	68.5 %	$5,751,764.06	$2,607,253.94	45.3 %
Total Expenses	**$9,514,812.00**	**$6,120,739.52**	**$3,394,072.48**	**55.5 %**	**$6,903,419.55**	**$2,611,392.45**	**37.8 %**
Revenue over Expeditures	($9,512,052.00)	($6,115,663.52)	($3,396,388.48)	55.5 %	($6,892,600.42)	($2,619,451.58)	38.0 %

Montgomery County Hospital District

	2021 Budget	2020 Budget	Change	Percent Change	YTD Actual June 30+ Remaining Budget	Change	Percent Change
004 - Radio / Tower System							
Revenue							
Other Revenue							
Interest Income	$8,780.00	$10,337.00	($1,557.00)	(15.1)%	$10,336.47	($1,556.47)	(15.1)%
Proceeds from Capital Lease	$46,113.00	$0.00	$46,113.00	0.0 %	$0.00	$46,113.00	0.0 %
Inter Local 800 Mhz	$180,000.00	$180,000.00	$0.00	0.0 %	$180,000.00	$0.00	0.0 %
VHF Project Revenue	$121,640.00	$120,084.00	$1,556.00	1.3 %	$120,083.32	$1,556.68	1.3 %
Tower Contract Revenue	$279,527.00	$275,566.00	$3,961.00	1.4 %	$258,902.18	$20,624.82	8.0 %
Total Other Revenue	$636,060.00	$585,987.00	$50,073.00	8.5 %	$569,321.97	$66,738.03	11.7 %
Total Revenues	**$636,060.00**	**$585,987.00**	**$50,073.00**	**8.5 %**	**$569,321.97**	**$66,738.03**	**11.7 %**
Expenses							
Payroll Expenses							
Regular Pay	$304,520.00	$297,958.00	$6,562.00	2.2 %	$300,399.07	$4,120.93	1.4 %
Overtime Pay	$7,700.00	$7,450.00	$250.00	3.4 %	$6,017.50	$1,682.50	28.0 %
Paid Time Off	$41,393.00	$40,155.00	$1,238.00	3.1 %	$36,193.55	$5,199.45	14.4 %
Stipend Pay	$18,408.00	$18,408.00	$0.00	0.0 %	$16,192.40	$2,215.60	13.7 %
Payroll Taxes	$27,529.00	$27,845.00	($316.00)	(1.1)%	$26,502.72	$1,026.28	3.9 %
TCDRS Plan	$24,330.00	$23,715.00	$615.00	2.6 %	$23,443.14	$886.86	3.8 %
Total Payroll Expenses	$423,880.00	$415,531.00	$8,349.00	2.0 %	$408,748.38	$15,131.62	3.7 %
Operating Expenses							
Business Licenses	$2,000.00	$2,000.00	$0.00	0.0 %	$2,000.00	$0.00	0.0 %
Capital Lease Expense	$5,887.00	$0.00	$5,887.00	0.0 %	$0.00	$5,887.00	0.0 %
Computer Maintenance	$120,000.00	$110,000.00	$10,000.00	9.1 %	$106,506.20	$13,493.80	12.7 %
Computer Software	$40,850.00	$45,670.00	($4,820.00)	(10.6)%	$22,664.46	$18,185.54	80.2 %
Computer Supplies/Non-Cap.	$2,400.00	$2,400.00	$0.00	0.0 %	$1,440.00	$960.00	66.7 %
Conferences - Fees, Travel, & Meals	$5,060.00	$10,120.00	($5,060.00)	(50.0)%	$6,010.00	($950.00)	(15.8)%
Contractual Obligations- Other	$75,360.00	$75,360.00	$0.00	0.0 %	$76,560.00	($1,200.00)	(1.6)%
Dues/Subscriptions	$1,000.00	$1,000.00	$0.00	0.0 %	$250.00	$750.00	300.0 %
Employee Recognition	$300.00	$300.00	$0.00	0.0 %	$150.00	$150.00	100.0 %
Equipment Rental	$3,400.00	$3,400.00	$0.00	0.0 %	$3,205.92	$194.08	6.1 %
Fuel - Non-Auto	$4,000.00	$4,500.00	($500.00)	(11.1)%	$3,900.00	$100.00	2.6 %
Interest Expense	$972.00	$0.00	$972.00	0.0 %	$0.00	$972.00	0.0 %
Maintenance & Repairs-Buildings	$19,000.00	$19,000.00	$0.00	0.0 %	$19,252.39	($252.39)	(1.3)%
Maintenance- Equipment	$262,284.00	$344,200.00	($81,916.00)	(23.8)%	$312,670.00	($50,386.00)	(16.1)%
Meals - Business and Travel	$80.00	$80.00	$0.00	0.0 %	$132.50	($52.50)	(39.6)%
Printing Services	$650.00	$650.00	$0.00	0.0 %	$425.00	$225.00	52.9 %
Professional Fees	$302,520.00	$350,830.00	($48,310.00)	(13.8)%	$216,246.24	$86,273.76	39.9 %
Radio Repairs - Outsourced (Depot)	$39,900.00	$39,900.00	$0.00	0.0 %	$28,599.10	$11,300.90	39.5 %
Radio - Parts	$57,300.00	$63,400.00	($6,100.00)	(9.6)%	$40,349.05	$16,950.95	42.0 %
Radios	$12,000.00	$151,000.00	($139,000.00)	(92.1)%	$144,120.48	($132,120.48)	(91.7)%

Montgomery County Hospital District

	2021 Budget	2020 Budget	Change	Percent Change	YTD Actual June 30+ Remaining Budget	Change	Percent Change
Repair-Equipment	$7,200.00	$7,200.00	$0.00	0.0 %	$7,063.14	$136.86	1.9 %
Shop Tools	$4,050.00	$4,050.00	$0.00	0.0 %	$1,976.40	$2,073.60	104.9 %
Shop Supplies	$12,100.00	$12,100.00	$0.00	0.0 %	$12,683.47	($583.47)	(4.6)%
Small Equipment & Furniture	$91,500.00	$116,676.59	($25,176.59)	(21.6)%	$62,520.72	$28,979.28	46.4 %
Station Supplies	$1,500.00	$1,500.00	$0.00	0.0 %	$1,125.00	$375.00	33.3 %
Telephones-Cellular	$4,002.00	$4,512.00	($510.00)	(11.3)%	$5,027.30	($1,025.30)	(20.4)%
Telephones-Service	$6,480.00	$6,480.00	$0.00	0.0 %	$3,767.22	$2,712.78	72.0 %
Training/Related Expenses-CE	$19,465.00	$19,465.00	$0.00	0.0 %	$9,460.00	$10,005.00	105.8 %
Utilities	$46,680.00	$46,680.00	$0.00	0.0 %	$40,892.48	$5,787.52	14.2 %
Vehicle-Batteries	$1,350.00	$1,350.00	$0.00	0.0 %	$1,350.00	$0.00	0.0 %
Total Operating Expenses	$1,149,290.00	$1,443,823.59	($294,533.59)	(20.4)%	$1,130,347.07	$18,942.93	1.7 %
Capital Expenditures							
Capital Purchases - Land	$0.00	$500,000.00	($500,000.00)	(100.0)%	$500,000.00	($500,000.00)	(100.0)%
Capital Purchase - Equipment	$592,320.00	$825,492.05	($233,172.05)	(28.2)%	$789,783.07	($197,463.07)	(25.0)%
Capital Purchase - Vehicles	$34,613.00	$40,336.00	($5,723.00)	(14.2)%	$40,336.00	($5,723.00)	(14.2)%
Total Capital Expenditures	$626,933.00	$1,365,828.05	($738,895.05)	(54.1)%	$1,330,119.07	($703,186.07)	(52.9)%
Total Expenses	**$2,200,103.00**	**$3,225,182.64**	**($1,025,079.64)**	**(31.8)%**	**$2,869,214.52**	**($669,111.52)**	**(23.3)%**
Revenue over Expeditures	($1,564,043.00)	($2,639,195.64)	$1,075,152.64	(40.7)%	($2,299,892.55)	$735,849.55	(32.0)%

Montgomery County Hospital District

	2021 Budget	2020 Budget	Change	Percent Change	YTD Actual June 30+ Remaining Budget	Change	Percent Change
005 - Accounting							
Expenses							
Payroll Expenses							
Regular Pay	$397,149.00	$381,892.00	$15,257.00	4.0 %	$389,801.81	$7,347.19	1.9 %
Overtime Pay	$2,094.00	$2,003.00	$91.00	4.5 %	$2,233.60	($139.60)	(6.3)%
Paid Time Off	$54,898.00	$51,100.00	$3,798.00	7.4 %	$49,713.28	$5,184.72	10.4 %
Payroll Taxes	$33,606.00	$33,277.00	$329.00	1.0 %	$32,294.11	$1,311.89	4.1 %
TCDRS Plan	$29,700.00	$28,341.00	$1,359.00	4.8 %	$28,955.34	$744.66	2.6 %
Total Payroll Expenses	$517,447.00	$496,613.00	$20,834.00	4.2 %	$502,998.14	$14,448.86	2.9 %
Operating Expenses							
Accounting/Auditing Fees	$45,900.00	$43,700.00	$2,200.00	5.0 %	$48,500.00	($2,600.00)	(5.4)%
Credit Card Processing Fee	$180.00	$240.00	($60.00)	(25.0)%	$144.51	$35.49	24.6 %
Computer Software	$37,648.00	$56,023.00	($18,375.00)	(32.8)%	$50,973.00	($13,325.00)	(26.1)%
Conferences - Fees, Travel, & Meals	$495.00	$6,842.00	($6,347.00)	(92.8)%	$1,232.00	($737.00)	(59.8)%
Dues/Subscriptions	$2,795.00	$2,561.00	$234.00	9.1 %	$2,632.10	$162.90	6.2 %
Employee Recognition	$450.00	$450.00	$0.00	0.0 %	$450.00	$0.00	0.0 %
Mileage Reimbursements	$132.00	$144.00	($12.00)	(8.3)%	$71.34	$60.66	85.0 %
Printing Services	$1,042.00	$1,042.00	$0.00	0.0 %	$1,015.41	$26.59	2.6 %
Professional Fees	$2,030.00	$613.00	$1,417.00	231.2 %	$613.00	$1,417.00	231.2 %
Telephones-Cellular	$984.00	$436.00	$548.00	125.7 %	$470.72	$513.28	109.0 %
Training/Related Expenses-CE	$975.00	$4,537.00	($3,562.00)	(78.5)%	$4,877.75	($3,902.75)	(80.0)%
Total Operating Expenses	$92,631.00	$116,588.00	($23,957.00)	(20.5)%	$110,979.83	($18,348.83)	(16.5)%
Total Expenses	**$610,078.00**	**$613,201.00**	**($3,123.00)**	**(0.5)%**	**$613,977.97**	**($3,899.97)**	**(0.6)%**
Revenue over Expeditures	($610,078.00)	($613,201.00)	$3,123.00	(0.5)%	($613,977.97)	$3,899.97	(0.6)%

Montgomery County Hospital District

	2021 Budget	2020 Budget	Change	Percent Change	YTD Actual June 30+ Remaining Budget	Change	Percent Change
006 - Alarm							
Revenue							
Other Revenue							
Dispatch Fees	$222,500.00	$222,438.00	$62.00	0.0 %	$231,837.00	($9,337.00)	(4.0)%
Total Other Revenue	$222,500.00	$222,438.00	$62.00	0.0 %	$231,837.00	($9,337.00)	(4.0)%
Total Revenues	**$222,500.00**	**$222,438.00**	**$62.00**	**0.0 %**	**$231,837.00**	**($9,337.00)**	**(4.0)%**
Expenses							
Payroll Expenses							
Regular Pay	$1,521,394.00	$1,661,433.00	($140,039.00)	(8.4)%	$1,477,647.90	$43,746.10	3.0 %
Overtime Pay	$138,810.00	$125,519.00	$13,291.00	10.6 %	$120,460.56	$18,349.44	15.2 %
Paid Time Off	$174,693.00	$190,741.00	($16,048.00)	(8.4)%	$140,236.90	$34,456.10	24.6 %
Stipend Pay	$0.00	$216.00	($216.00)	(100.0)%	$215.50	($215.50)	(100.0)%
Payroll Taxes	$135,783.00	$151,311.00	($15,528.00)	(10.3)%	$130,310.39	$5,472.61	4.2 %
TCDRS Plan	$120,002.00	$128,860.00	($8,858.00)	(6.9)%	$113,680.80	$6,321.20	5.6 %
Total Payroll Expenses	$2,090,682.00	$2,258,080.00	($167,398.00)	(7.4)%	$1,982,552.05	$108,129.95	5.5 %
Operating Expenses							
Books/Materials	$600.00	$600.00	$0.00	0.0 %	$360.00	$240.00	66.7 %
Business Licenses	$9,480.00	$11,180.00	($1,700.00)	(15.2)%	$10,705.00	($1,225.00)	(11.4)%
Community Education	$0.00	$400.00	($400.00)	(100.0)%	$0.00	$0.00	0.0 %
Computer Software	$28,700.00	$115,735.00	($87,035.00)	(75.2)%	$53,695.00	($24,995.00)	(46.6)%
Computer Supplies/Non-Cap.	$500.00	$697.00	($197.00)	(28.3)%	$295.20	$204.80	69.4 %
Conferences - Fees, Travel, & Meals	$0.00	$14,738.00	($14,738.00)	(100.0)%	$6,836.60	($6,836.60)	(100.0)%
Dues/Subscriptions	$3,165.00	$3,125.00	$40.00	1.3 %	$3,163.00	$2.00	0.1 %
Employee Recognition	$2,425.00	$2,475.00	($50.00)	(2.0)%	$1,685.85	$739.15	43.8 %
Meals - Business and Travel	$0.00	$1,200.00	($1,200.00)	(100.0)%	$300.00	($300.00)	(100.0)%
Meeting Expenses	$1,000.00	$2,000.00	($1,000.00)	(50.0)%	$543.07	$456.93	84.1 %
Mileage Reimbursements	$500.00	$1,550.00	($1,050.00)	(67.7)%	$847.68	($347.68)	(41.0)%
Professional Fees	$15,650.00	$15,000.00	$650.00	4.3 %	$15,000.00	$650.00	4.3 %
Small Equipment & Furniture	$5,178.00	$14,800.00	($9,622.00)	(65.0)%	$14,383.99	($9,205.99)	(64.0)%
Telephones-Cellular	$2,976.00	$3,588.00	($612.00)	(17.1)%	$3,479.84	($503.84)	(14.5)%
Training/Related Expenses-CE	$8,000.00	$11,407.00	($3,407.00)	(29.9)%	$8,644.84	($644.84)	(7.5)%
Total Operating Expenses	$78,174.00	$198,495.00	($120,321.00)	(60.6)%	$119,940.07	($41,766.07)	(34.8)%
Capital Expenditures							
Capital Purchase - Equipment	$0.00	$159,000.00	($159,000.00)	(100.0)%	$139,835.04	($139,835.04)	(100.0)%
Total Capital Expenditures	$0.00	$159,000.00	($159,000.00)	(100.0)%	$139,835.04	($139,835.04)	(100.0)%
Total Expenses	**$2,168,856.00**	**$2,615,575.00**	**($446,719.00)**	**(17.1)%**	**$2,242,327.16**	**($73,471.16)**	**(3.3)%**

	Montgomery County Hospital District						
	2021 Budget	2020 Budget	Change	Percent Change	YTD Actual June 30+ Remaining Budget	Change	Percent Change
Revenue over Expeditures	($1,946,356.00)	($2,393,137.00)	$446,781.00	(18.7)%	($2,010,490.16)	$64,134.16	(3.2)%

Montgomery County Hospital District

	2021 Budget	2020 Budget	Change	Percent Change	YTD Actual June 30+ Remaining Budget	Change	Percent Change
007 - EMS							
Revenue							
EMS Net Revenue							
Advanced Life Support Revenue	$26,970,122.00	$24,434,088.00	$2,536,034.00	10.4 %	$23,665,255.02	$3,304,866.98	14.0 %
Basic Life Support Revenue	$4,790,530.00	$4,357,747.00	$432,783.00	9.9 %	$4,330,806.56	$459,723.44	10.6 %
Transfer Service Fees	$730,170.00	$0.00	$730,170.00	0.0 %	$0.00	$730,170.00	0.0 %
Non-Transport Fees	$338,509.00	$268,020.00	$70,489.00	26.3 %	$294,809.31	$43,699.69	14.8 %
Contractual Allowance	($8,736,283.00)	($7,177,782.00)	($1,558,501.00)	21.7 %	($7,231,495.95)	($1,504,787.05)	20.8 %
Provision for Bad Debt	($8,546,575.00)	($7,729,920.00)	($816,655.00)	10.6 %	($7,703,199.99)	($843,375.01)	10.9 %
Recovery of Bad Debt - EMS	$259,708.00	$348,715.00	($89,007.00)	(25.5)%	$255,016.66	$4,691.34	1.8 %
Total EMS Net Revenue	$15,806,181.00	$14,500,868.00	$1,305,313.00	9.0 %	$13,611,191.61	$2,194,989.39	16.1 %
Other Revenue							
Interest Income	$840.00	$600.00	$240.00	40.0 %	$922.97	($82.97)	(9.0)%
Miscellaneous Income	$0.00	$336,078.34	($336,078.34)	(100.0)%	$345,271.73	($345,271.73)	(100.0)%
Proceeds from Capital Lease	$70,770.00	$0.00	$70,770.00	0.0 %	$0.00	$70,770.00	0.0 %
Contract Revenue (Net)	$0.00	$3,600.00	($3,600.00)	(100.0)%	$1,935.00	($1,935.00)	(100.0)%
Stand-By Fees	$18,750.00	$74,999.00	($56,249.00)	(75.0)%	$66,822.00	($48,072.00)	(71.9)%
EMS - Trauma Fund Income	$0.00	$25,000.00	($25,000.00)	(100.0)%	$30,317.00	($30,317.00)	(100.0)%
Ambulance Supplemental Payment Program	$498,657.00	$500,000.00	($1,343.00)	(0.3)%	$500,000.00	($1,343.00)	(0.3)%
Total Other Revenue	$589,017.00	$940,277.34	($351,260.34)	(37.4)%	$945,268.70	($356,251.70)	(37.7)%
Total Revenues	**$16,395,198.00**	**$15,441,145.34**	**$954,052.66**	**6.2 %**	**$14,556,460.31**	**$1,838,737.69**	**12.6 %**
Expenses							
Payroll Expenses							
Regular Pay	$15,384,064.00	$13,705,648.81	$1,678,415.19	12.2 %	$14,382,286.29	$1,001,777.71	7.0 %
Overtime Pay	$2,367,047.00	$2,034,138.00	$332,909.00	16.4 %	$2,449,246.97	($82,199.97)	(3.4)%
Paid Time Off	$1,561,188.00	$1,466,373.42	$94,814.58	6.5 %	$1,315,584.18	$245,603.82	18.7 %
Stipend Pay	$70,116.00	$152,448.00	($82,332.00)	(54.0)%	$103,053.92	($32,937.92)	(32.0)%
Payroll Taxes	$1,434,299.00	$1,328,011.50	$106,287.50	8.0 %	$1,334,261.74	$100,037.26	7.5 %
TCDRS Plan	$1,267,610.00	$1,131,004.75	$136,605.25	12.1 %	$1,192,247.27	$75,362.73	6.3 %
Total Payroll Expenses	$22,084,324.00	$19,817,624.48	$2,266,699.52	11.4 %	$20,776,680.37	$1,307,643.63	6.3 %
Operating Expenses							
Ambulance Supplemental IGT	$207,774.00	$0.00	$207,774.00	0.0 %	$0.00	$207,774.00	0.0 %
Business Licenses	$0.00	$11,330.00	($11,330.00)	(100.0)%	$11,390.00	($11,390.00)	(100.0)%
Capital Lease Expense	$15,186.00	$0.00	$15,186.00	0.0 %	$0.00	$15,186.00	0.0 %
Community Education	$5,500.00	$6,880.00	($1,380.00)	(20.1)%	$5,724.96	($224.96)	(3.9)%
Computer Maintenance	$0.00	$13,000.00	($13,000.00)	(100.0)%	$0.00	$0.00	0.0 %
Computer Software	$30,000.00	$14,863.00	$15,137.00	101.8 %	$14,863.00	$15,137.00	101.8 %
Conferences - Fees, Travel, & Meals	$3,748.00	$71,203.00	($67,455.00)	(94.7)%	$46,009.80	($42,261.80)	(91.9)%
Contractual Obligations- Other	$7,900.00	$7,900.00	$0.00	0.0 %	$7,155.00	$745.00	10.4 %

Montgomery County Hospital District

	2021 Budget	2020 Budget	Change	Percent Change	YTD Actual June 30+ Remaining Budget	Change	Percent Change
Customer Property Damage	$850.00	$862.00	($12.00)	(1.4)%	$427.00	$423.00	99.1 %
Customer Relations	$3,200.00	$2,920.00	$280.00	9.6 %	$2,972.70	$227.30	7.6 %
Dues/Subscriptions	$4,160.00	$4,858.00	($698.00)	(14.4)%	$4,857.27	($697.27)	(14.4)%
Employee Recognition	$33,200.00	$29,985.00	$3,215.00	10.7 %	$29,570.48	$3,629.52	12.3 %
Interest Expense	$2,508.00	$0.00	$2,508.00	0.0 %	$0.00	$2,508.00	0.0 %
Meals - Business and Travel	$1,200.00	$1,200.00	$0.00	0.0 %	$1,084.23	$115.77	10.7 %
Meeting Expenses	$1,200.00	$1,600.00	($400.00)	(25.0)%	$4,687.25	($3,487.25)	(74.4)%
Mileage Reimbursements	$3,300.00	$3,700.00	($400.00)	(10.8)%	$2,309.81	$990.19	42.9 %
Other Services - DSRIP	$1,117,986.00	$1,247,575.00	($129,589.00)	(10.4)%	$1,040,741.56	$77,244.44	7.4 %
Printing Services	$5,000.00	$6,100.00	($1,100.00)	(18.0)%	$6,092.79	($1,092.79)	(17.9)%
Professional Fees	$29,919.00	$377,017.20	($347,098.20)	(92.1)%	$377,017.20	($347,098.20)	(92.1)%
Recruit/Investigate	$4,800.00	$0.00	$4,800.00	0.0 %	$0.00	$4,800.00	0.0 %
Rent	$0.00	$0.00	$0.00	0.0 %	$3,600.00	($3,600.00)	(100.0)%
Small Equipment & Furniture	$0.00	$44,664.00	($44,664.00)	(100.0)%	$43,483.51	($43,483.51)	(100.0)%
Special Events Supplies	$3,350.00	$3,350.00	$0.00	0.0 %	$2,302.61	$1,047.39	45.5 %
Telephones-Cellular	$12,600.00	$16,052.00	($3,452.00)	(21.5)%	$13,891.53	($1,291.53)	(9.3)%
Training/Related Expenses-CE	$8,333.00	$40,603.00	($32,270.00)	(79.5)%	$28,694.67	($20,361.67)	(71.0)%
Travel Expenses	$1,800.00	$2,490.00	($690.00)	(27.7)%	$537.05	$1,262.95	235.2 %
Uniforms	$286,530.00	$316,466.18	($29,936.18)	(9.5)%	$240,382.44	$46,147.56	19.2 %
Total Operating Expenses	$1,790,044.00	$2,224,618.38	($434,574.38)	(19.5)%	$1,887,794.86	($97,750.86)	(5.2)%
Capital Expenditures							
Capital Purchase - Vehicles	$67,690.00	$0.00	$67,690.00	0.0 %	$0.00	$67,690.00	0.0 %
Total Capital Expenditures	$67,690.00	$0.00	$67,690.00	0.0 %	$0.00	$67,690.00	0.0 %
Total Expenses	**$23,942,058.00**	**$22,042,242.86**	**$1,899,815.14**	**8.6 %**	**$22,664,475.23**	**$1,277,582.77**	**5.6 %**
Revenue over Expeditures	($7,546,860.00)	($6,601,097.52)	($945,762.48)	14.3 %	($8,108,014.92)	$561,154.92	(6.9)%

Montgomery County Hospital District

	2021 Budget	2020 Budget	Change	Percent Change	YTD Actual June 30+ Remaining Budget	Change	Percent Change
008 - Materials Management							
Revenue							
Other Revenue							
Miscellaneous Income	$0.00	$0.00	$0.00	0.0 %	$1,735.31	($1,735.31)	(100.0)%
Proceeds from Capital Lease	$24,200.00	$0.00	$24,200.00	0.0 %	$0.00	$24,200.00	0.0 %
Contract Revenue (Net)	$56,376.00	$0.00	$56,376.00	0.0 %	$0.00	$56,376.00	0.0 %
Total Other Revenue	$80,576.00	$0.00	$80,576.00	0.0 %	$1,735.31	$78,840.69	4,543.3 %
Total Revenues	**$80,576.00**	**$0.00**	**$80,576.00**	**0.0 %**	**$1,735.31**	**$78,840.69**	**4,543.3 %**
Expenses							
Payroll Expenses							
Regular Pay	$298,988.00	$269,159.00	$29,829.00	11.1 %	$253,735.23	$45,252.77	17.8 %
Overtime Pay	$1,623.00	$1,486.00	$137.00	9.2 %	$1,309.50	$313.50	23.9 %
Paid Time Off	$41,404.00	$37,992.00	$3,412.00	9.0 %	$29,057.01	$12,346.99	42.5 %
Stipend Pay	$0.00	$0.00	$0.00	0.0 %	$3,000.00	($3,000.00)	(100.0)%
Payroll Taxes	$25,313.00	$23,612.00	$1,701.00	7.2 %	$21,472.01	$3,840.99	17.9 %
TCDRS Plan	$22,368.00	$20,121.00	$2,247.00	11.2 %	$18,625.04	$3,742.96	20.1 %
Total Payroll Expenses	$389,696.00	$352,370.00	$37,326.00	10.6 %	$327,198.79	$62,497.21	19.1 %
Operating Expenses							
Bio-Waste Removal	$37,552.00	$33,354.00	$4,198.00	12.6 %	$28,858.16	$8,693.84	30.1 %
Capital Lease Expense	$5,193.00	$0.00	$5,193.00	0.0 %	$0.00	$5,193.00	0.0 %
Computer Software	$6,000.00	$6,000.00	$0.00	0.0 %	$1,200.00	$4,800.00	400.0 %
Conferences - Fees, Travel, & Meals	$0.00	$435.00	($435.00)	(100.0)%	$282.40	($282.40)	(100.0)%
Disposable Linen	$82,920.00	$46,896.00	$36,024.00	76.8 %	$62,028.04	$20,891.96	33.7 %
Disposable Medical Supplies	$1,163,472.00	$1,041,561.88	$121,910.12	11.7 %	$1,061,512.65	$101,959.35	9.6 %
Dues/Subscriptions	$234.00	$174.00	$60.00	34.5 %	$128.82	$105.18	81.6 %
Durable Medical Equipment	$414,352.00	$133,373.00	$280,979.00	210.7 %	$126,372.06	$287,979.94	227.9 %
Employee Recognition	$525.00	$525.00	$0.00	0.0 %	$525.00	$0.00	0.0 %
Interest Expense	$858.00	$0.00	$858.00	0.0 %	$0.00	$858.00	0.0 %
Maintenance- Equipment	$288,980.00	$64,590.00	$224,390.00	347.4 %	$64,535.08	$224,444.92	347.8 %
Office Supplies	$16,000.00	$15,072.00	$928.00	6.2 %	$14,637.90	$1,362.10	9.3 %
Oxygen & Gases	$54,600.00	$52,052.48	$2,547.52	4.9 %	$62,796.42	($8,196.42)	(13.1)%
Postage	$25,200.00	$26,880.00	($1,680.00)	(6.3)%	$24,530.60	$669.40	2.7 %
Printing Services	$8,900.00	$7,675.00	$1,225.00	16.0 %	$4,852.74	$4,047.26	83.4 %
Professional Fees	$0.00	$0.00	$0.00	0.0 %	$2,229.95	($2,229.95)	(100.0)%
Repair-Equipment	$32,000.00	$0.00	$32,000.00	0.0 %	$0.00	$32,000.00	0.0 %
Small Equipment & Furniture	$16,570.00	$18,150.00	($1,580.00)	(8.7)%	$13,441.05	$3,128.95	23.3 %
Station Supplies	$79,596.00	$69,110.10	$10,485.90	15.2 %	$90,890.10	($11,294.10)	(12.4)%
Supplemental Food	$3,000.00	$3,000.00	$0.00	0.0 %	$3,000.00	$0.00	0.0 %
Telephones-Cellular	$2,130.00	$2,446.00	($316.00)	(12.9)%	$2,112.79	$17.21	0.8 %
Training/Related Expenses-CE	$0.00	$2,600.00	($2,600.00)	(100.0)%	$0.00	$0.00	0.0 %

Montgomery County Hospital District

	2021 Budget	2020 Budget	Change	Percent Change	YTD Actual June 30+ Remaining Budget	Change	Percent Change
Uniforms	$11,000.00	$12,707.28	($1,707.28)	(13.4)%	$4,596.63	$6,403.37	139.3 %
Total Operating Expenses	$2,249,082.00	$1,536,601.74	$712,480.26	46.4 %	$1,568,530.39	$680,551.61	43.4 %
Capital Expenditures							
Capital Purchase - Equipment	$0.00	$29,000.00	($29,000.00)	(100.0)%	$58,000.00	($58,000.00)	(100.0)%
Capital Purchase - Vehicles	$27,123.00	$0.00	$27,123.00	0.0 %	$0.00	$27,123.00	0.0 %
Total Capital Expenditures	$27,123.00	$29,000.00	($1,877.00)	(6.5)%	$58,000.00	($30,877.00)	(53.2)%
Total Expenses	**$2,665,901.00**	**$1,917,971.74**	**$747,929.26**	**39.0 %**	**$1,953,729.18**	**$712,171.82**	**36.5 %**
Revenue over Expeditures	($2,585,325.00)	($1,917,971.74)	($667,353.26)	34.8 %	($1,951,993.87)	($633,331.13)	32.4 %

Montgomery County Hospital District

	2021 Budget	2020 Budget	Change	Percent Change	YTD Actual June 30+ Remaining Budget	Change	Percent Change
009 - Dept of Clinical Services							
Revenue							
Other Revenue							
Miscellaneous Income	$7,000.00	$7,000.00	$0.00	0.0 %	$8,439.07	($1,439.07)	(17.1)%
Contract Revenue (Net)	$0.00	$56,376.00	($56,376.00)	(100.0)%	$56,375.01	($56,375.01)	(100.0)%
Education/Training Revenue	$219,000.00	$288,700.00	($69,700.00)	(24.1)%	$212,346.44	$6,653.56	3.1 %
Total Other Revenue	$226,000.00	$352,076.00	($126,076.00)	(35.8)%	$277,160.52	($51,160.52)	(18.5)%
Total Revenues	**$226,000.00**	**$352,076.00**	**($126,076.00)**	**(35.8)%**	**$277,160.52**	**($51,160.52)**	**(18.5)%**
Expenses							
Payroll Expenses							
Regular Pay	$673,212.00	$872,389.19	($199,177.19)	(22.8)%	$656,885.66	$16,326.34	2.5 %
Overtime Pay	$25,438.00	$44,911.00	($19,473.00)	(43.4)%	$25,688.09	($250.09)	(1.0)%
Paid Time Off	$80,486.00	$115,872.58	($35,386.58)	(30.5)%	$94,201.86	($13,715.86)	(14.6)%
Stipend Pay	$0.00	$18,252.00	($18,252.00)	(100.0)%	$66,849.00	($66,849.00)	(100.0)%
Payroll Taxes	$57,656.00	$80,354.50	($22,698.50)	(28.2)%	$54,816.86	$2,839.14	5.2 %
TCDRS Plan	$50,956.00	$68,414.25	($17,458.25)	(25.5)%	$54,042.52	($3,086.52)	(5.7)%
Total Payroll Expenses	$887,748.00	$1,200,193.52	($312,445.52)	(26.0)%	$952,483.99	($64,735.99)	(6.8)%
Operating Expenses							
Credit Card Processing Fee	$1,500.00	$1,500.00	$0.00	0.0 %	$1,440.38	$59.62	4.1 %
Books/Materials	$191,940.00	$52,100.00	$139,840.00	268.4 %	$51,501.19	$140,438.81	272.7 %
Business Licenses	$11,080.00	$14,320.00	($3,240.00)	(22.6)%	$13,520.75	($2,440.75)	(18.1)%
Computer Software	$22,000.00	$0.00	$22,000.00	0.0 %	$0.00	$22,000.00	0.0 %
Conferences - Fees, Travel, & Meals	$19,806.00	$21,497.00	($1,691.00)	(7.9)%	$9,461.59	$10,344.41	109.3 %
Customer Relations	$69,600.00	$55,200.00	$14,400.00	26.1 %	$56,911.60	$12,688.40	22.3 %
Drug Supplies	$302,880.00	$284,320.00	$18,560.00	6.5 %	$251,821.93	$51,058.07	20.3 %
Dues/Subscriptions	$16,105.00	$13,690.00	$2,415.00	17.6 %	$12,203.02	$3,901.98	32.0 %
Durable Medical Equipment	$0.00	$158,117.12	($158,117.12)	(100.0)%	$158,116.71	($158,116.71)	(100.0)%
Employee Recognition	$300.00	$150.00	$150.00	100.0 %	$150.00	$150.00	100.0 %
Maintenance- Equipment	$0.00	$117,410.00	($117,410.00)	(100.0)%	$117,409.16	($117,409.16)	(100.0)%
Meeting Expenses	$24,000.00	$17,300.00	$6,700.00	38.7 %	$15,235.95	$8,764.05	57.5 %
Mileage Reimbursements	$1,000.00	$300.00	$700.00	233.3 %	$300.00	$700.00	233.3 %
Office Supplies	$1,200.00	$1,200.00	$0.00	0.0 %	$1,118.50	$81.50	7.3 %
Printing Services	$6,170.00	$500.00	$5,670.00	1,134.0 %	$257.11	$5,912.89	2,299.8 %
Professional Fees	$217,700.00	$119,637.00	$98,063.00	82.0 %	$138,304.00	$79,396.00	57.4 %
Repair-Equipment	$0.00	$7,800.00	($7,800.00)	(100.0)%	$11,035.28	($11,035.28)	(100.0)%
Small Equipment & Furniture	$1,480.00	$480.00	$1,000.00	208.3 %	$443.82	$1,036.18	233.5 %
Telephones-Cellular	$2,928.00	$1,636.00	$1,292.00	79.0 %	$1,231.77	$1,696.23	137.7 %
Training/Related Expenses-CE	$126,067.00	$67,200.00	$58,867.00	87.6 %	$52,987.50	$73,079.50	137.9 %
Total Operating Expenses	$1,015,756.00	$934,357.12	$81,398.88	8.7 %	$893,450.26	$122,305.74	13.7 %

	Montgomery County Hospital District						
	2021 Budget	**2020 Budget**	**Change**	**Percent Change**	**YTD Actual June 30+ Remaining Budget**	**Change**	**Percent Change**
Capital Expenditures							
Capital Purchase - Equipment	$0.00	$224,200.00	($224,200.00)	(100.0)%	$225,492.70	($225,492.70)	(100.0)%
Total Capital Expenditures	$0.00	$224,200.00	($224,200.00)	(100.0)%	$225,492.70	($225,492.70)	(100.0)%
Total Expenses	**$1,903,504.00**	**$2,358,750.64**	**($455,246.64)**	**(19.3)%**	**$2,071,426.95**	**($167,922.95)**	**(8.1)%**
Revenue over Expeditures	($1,677,504.00)	($2,006,674.64)	$329,170.64	(16.4)%	($1,794,266.43)	$116,762.43	(6.5)%

Montgomery County Hospital District

	2021 Budget	2020 Budget	Change	Percent Change	YTD Actual June 30+ Remaining Budget	Change	Percent Change
010 - Fleet							
Revenue							
Other Revenue							
Miscellaneous Income	$25,100.00	$25,100.00	$0.00	0.0 %	$27,479.15	($2,379.15)	(8.7)%
Gain/Loss on Sale of Assets	$0.00	$30,000.00	($30,000.00)	(100.0)%	$28,265.00	($28,265.00)	(100.0)%
Total Other Revenue	$25,100.00	$55,100.00	($30,000.00)	(54.4)%	$55,744.15	($30,644.15)	(55.0)%
Total Revenues	**$25,100.00**	**$55,100.00**	**($30,000.00)**	**(54.4)%**	**$55,744.15**	**($30,644.15)**	**(55.0)%**
Expenses							
Payroll Expenses							
Regular Pay	$437,435.00	$430,724.00	$6,711.00	1.6 %	$390,912.46	$46,522.54	11.9 %
Overtime Pay	$11,740.00	$11,461.00	$279.00	2.4 %	$8,798.81	$2,941.19	33.4 %
Paid Time Off	$61,050.00	$59,024.00	$2,026.00	3.4 %	$50,570.40	$10,479.60	20.7 %
Stipend Pay	$13,272.00	$12,276.00	$996.00	8.1 %	$12,747.40	$524.60	4.1 %
Payroll Taxes	$38,739.00	$39,279.00	($540.00)	(1.4)%	$33,075.64	$5,663.36	17.1 %
TCDRS Plan	$34,235.00	$33,457.00	$778.00	2.3 %	$30,245.89	$3,989.11	13.2 %
Total Payroll Expenses	$596,471.00	$586,221.00	$10,250.00	1.7 %	$526,350.60	$70,120.40	13.3 %
Operating Expenses							
Accident Repair	$30,000.00	$30,000.00	$0.00	0.0 %	$29,009.18	$990.82	3.4 %
Books/Materials	$0.00	$200.00	($200.00)	(100.0)%	$0.00	$0.00	0.0 %
Computer Software	$5,800.00	$5,700.00	$100.00	1.8 %	$5,700.00	$100.00	1.8 %
Conferences - Fees, Travel, & Meals	$1,345.00	$8,423.00	($7,078.00)	(84.0)%	$3,356.06	($2,011.06)	(59.9)%
Dues/Subscriptions	$9,456.00	$9,000.00	$456.00	5.1 %	$8,864.00	$592.00	6.7 %
Employee Recognition	$450.00	$450.00	$0.00	0.0 %	$447.40	$2.60	0.6 %
Equipment Rental	$2,700.00	$2,900.00	($200.00)	(6.9)%	$2,550.77	$149.23	5.9 %
Fluids & Additives - Auto	$10,020.00	$15,000.00	($4,980.00)	(33.2)%	$11,175.60	($1,155.60)	(10.3)%
Fuel - Auto	$712,336.00	$845,174.00	($132,838.00)	(15.7)%	$597,034.07	$115,301.93	19.3 %
Hazardous Waste Removal	$1,920.00	$1,920.00	$0.00	0.0 %	$1,989.40	($69.40)	(3.5)%
Laundry Service & Purchase	$1,800.00	$3,000.00	($1,200.00)	(40.0)%	$2,250.86	($450.86)	(20.0)%
Maintenance- Equipment	$51,500.00	$51,200.00	$300.00	0.6 %	$50,495.55	$1,004.45	2.0 %
Meeting Expenses	$400.00	$326.00	$74.00	22.7 %	$415.24	($15.24)	(3.7)%
Mileage Reimbursements	$2,900.00	$2,900.00	$0.00	0.0 %	$1,769.24	$1,130.76	63.9 %
Oil & Lubricants	$27,600.00	$27,600.00	$0.00	0.0 %	$26,727.93	$872.07	3.3 %
Oxygen & Gases	$100.00	$100.00	$0.00	0.0 %	$100.00	$0.00	0.0 %
Printing Services	$0.00	$0.00	$0.00	0.0 %	$634.07	($634.07)	(100.0)%
Repair-Equipment	$4,000.00	$4,000.00	$0.00	0.0 %	$3,995.88	$4.12	0.1 %
Shop Tools	$4,920.00	$4,920.00	$0.00	0.0 %	$4,998.81	($78.81)	(1.6)%
Shop Supplies	$15,000.00	$15,000.00	$0.00	0.0 %	$13,994.43	$1,005.57	7.2 %
Small Equipment & Furniture	$43,050.00	$99,054.00	($56,004.00)	(56.5)%	$97,729.20	($54,679.20)	(55.9)%
Telephones-Cellular	$1,008.00	$826.00	$182.00	22.0 %	$949.46	$58.54	6.2 %
Training/Related Expenses-CE	$3,900.00	$4,850.00	($950.00)	(19.6)%	$850.00	$3,050.00	358.8 %

Montgomery County Hospital District

	2021 Budget	2020 Budget	Change	Percent Change	YTD Actual June 30+ Remaining Budget	Change	Percent Change
Travel Expenses	$6,480.00	$12,480.00	($6,000.00)	(48.1)%	$9,085.06	($2,605.06)	(28.7)%
Vehicle-Batteries	$19,800.00	$15,960.00	$3,840.00	24.1 %	$14,723.55	$5,076.45	34.5 %
Vehicle-Outside Services	$9,600.00	$14,400.00	($4,800.00)	(33.3)%	$14,613.10	($5,013.10)	(34.3)%
Vehicle-Parts	$440,000.00	$421,276.47	$18,723.53	4.4 %	$380,341.33	$59,658.67	15.7 %
Vehicle-Registration	$2,496.00	$2,496.00	$0.00	0.0 %	$2,255.80	$240.20	10.6 %
Vehicle-Tires	$60,000.00	$60,000.00	$0.00	0.0 %	$53,774.88	$6,225.12	11.6 %
Vehicle-Towing	$5,400.00	$5,400.00	$0.00	0.0 %	$4,502.50	$897.50	19.9 %
Total Operating Expenses	$1,473,981.00	$1,664,555.47	($190,574.47)	(11.4)%	$1,344,333.37	$129,647.63	9.6 %
Capital Expenditures							
Capital Purchase - Equipment	$0.00	$15,000.00	($15,000.00)	(100.0)%	$19,806.00	($19,806.00)	(100.0)%
Capital Purchase - Vehicles	$0.00	$4,987,013.40	($4,987,013.40)	(100.0)%	$5,002,919.98	($5,002,919.98)	(100.0)%
Total Capital Expenditures	$0.00	$5,002,013.40	($5,002,013.40)	(100.0)%	$5,022,725.98	($5,022,725.98)	(100.0)%
Total Expenses	**$2,070,452.00**	**$7,252,789.87**	**($5,182,337.87)**	**(71.5)%**	**$6,893,409.95**	**($4,822,957.95)**	**(70.0)%**
Revenue over Expeditures	($2,045,352.00)	($7,197,689.87)	$5,152,337.87	(71.6)%	($6,837,665.80)	$4,792,313.80	(70.1)%

Montgomery County Hospital District

	2021 Budget	2020 Budget	Change	Percent Change	YTD Actual June 30+ Remaining Budget	Change	Percent Change
011 - EMS Billing							
Expenses							
Payroll Expenses							
Regular Pay	$723,843.00	$691,297.00	$32,546.00	4.7 %	$714,422.52	$9,420.48	1.3 %
Overtime Pay	$20,888.00	$13,459.00	$7,429.00	55.2 %	$22,711.55	($1,823.55)	(8.0)%
Paid Time Off	$98,070.00	$91,866.00	$6,204.00	6.8 %	$92,669.79	$5,400.21	5.8 %
Payroll Taxes	$62,371.00	$60,942.00	$1,429.00	2.3 %	$59,585.22	$2,785.78	4.7 %
TCDRS Plan	$55,120.00	$51,905.00	$3,215.00	6.2 %	$54,391.96	$728.04	1.3 %
Total Payroll Expenses	$960,292.00	$909,469.00	$50,823.00	5.6 %	$943,781.04	$16,510.96	1.7 %
Operating Expenses							
Credit Card Processing Fee	$19,700.00	$21,000.00	($1,300.00)	(6.2)%	$19,124.13	$575.87	3.0 %
Books/Materials	$1,085.00	$1,200.00	($115.00)	(9.6)%	$900.16	$184.84	20.5 %
Collection Fees	$93,900.00	$128,100.00	($34,200.00)	(26.7)%	$99,513.57	($5,613.57)	(5.6)%
Conferences - Fees, Travel, & Meals	$2,440.00	$18,598.00	($16,158.00)	(86.9)%	$8,397.80	($5,957.80)	(70.9)%
Dues/Subscriptions	$12,400.00	$12,675.00	($275.00)	(2.2)%	$12,670.00	($270.00)	(2.1)%
Employee Recognition	$1,050.00	$1,050.00	$0.00	0.0 %	$600.00	$450.00	75.0 %
Legal Fees	$125.00	$1,000.00	($875.00)	(87.5)%	$604.00	($479.00)	(79.3)%
Meeting Expenses	$700.00	$700.00	$0.00	0.0 %	$698.94	$1.06	0.2 %
Professional Fees	$231,414.00	$242,471.00	($11,057.00)	(4.6)%	$223,542.25	$7,871.75	3.5 %
Small Equipment & Furniture	$22,960.00	$5,000.00	$17,960.00	359.2 %	$4,506.40	$18,453.60	409.5 %
Telephones-Cellular	$960.00	$900.00	$60.00	6.7 %	$928.63	$31.37	3.4 %
Training/Related Expenses-CE	$5,705.00	$6,255.00	($550.00)	(8.8)%	$5,605.00	$100.00	1.8 %
Total Operating Expenses	$392,439.00	$438,949.00	($46,510.00)	(10.6)%	$377,090.88	$15,348.12	4.1 %
Total Expenses	**$1,352,731.00**	**$1,348,418.00**	**$4,313.00**	**0.3 %**	**$1,320,871.92**	**$31,859.08**	**2.4 %**
Revenue over Expeditures	($1,352,731.00)	($1,348,418.00)	($4,313.00)	0.3 %	($1,320,871.92)	($31,859.08)	2.4 %

Montgomery County Hospital District

	2021 Budget	2020 Budget	Change	Percent Change	YTD Actual June 30+ Remaining Budget	Change	Percent Change
015 - Information Technology							
Revenue							
Other Revenue							
Miscellaneous Income	$0.00	$0.00	$0.00	0.0 %	$13,481.32	($13,481.32)	(100.0)%
Contract Revenue (Net)	$106,000.00	$120,599.00	($14,599.00)	(12.1)%	$101,666.86	$4,333.14	4.3 %
MDC Revenue - First Responders	$57,000.00	$99,500.00	($42,500.00)	(42.7)%	$89,204.00	($32,204.00)	(36.1)%
Total Other Revenue	$163,000.00	$220,099.00	($57,099.00)	(25.9)%	$204,352.18	($41,352.18)	(20.2)%
Total Revenues	**$163,000.00**	**$220,099.00**	**($57,099.00)**	**(25.9)%**	**$204,352.18**	**($41,352.18)**	**(20.2)%**
Expenses							
Payroll Expenses							
Regular Pay	$551,620.00	$421,052.00	$130,568.00	31.0 %	$412,503.81	$139,116.19	33.7 %
Overtime Pay	$2,627.00	$2,351.00	$276.00	11.7 %	$1,741.93	$885.07	50.8 %
Paid Time Off	$71,242.00	$65,876.00	$5,366.00	8.1 %	$61,077.92	$10,164.08	16.6 %
Stipend Pay	$19,164.00	$13,944.00	$5,220.00	37.4 %	$16,895.75	$2,268.25	13.4 %
Payroll Taxes	$47,705.00	$38,496.00	$9,209.00	23.9 %	$35,580.63	$12,124.37	34.1 %
TCDRS Plan	$42,162.00	$32,798.00	$9,364.00	28.6 %	$32,171.91	$9,990.09	31.1 %
Total Payroll Expenses	$734,520.00	$574,517.00	$160,003.00	27.9 %	$559,971.95	$174,548.05	31.2 %
Operating Expenses							
Books/Materials	$75.00	$75.00	$0.00	0.0 %	$75.00	$0.00	0.0 %
Business Licenses	$4,445.00	$4,805.00	($360.00)	(7.5)%	$7,709.00	($3,264.00)	(42.3)%
Computer Maintenance	$359,750.00	$348,150.00	$11,600.00	3.3 %	$323,985.20	$35,764.80	11.0 %
Computer Software	$462,500.00	$496,273.00	($33,773.00)	(6.8)%	$398,669.77	$63,830.23	16.0 %
Computer Software - MDC First Responder	$55,200.00	$55,200.00	$0.00	0.0 %	$44,067.92	$11,132.08	25.3 %
Computer Supplies/Non-Cap.	$37,200.00	$37,550.07	($350.07)	(0.9)%	$31,820.70	$5,379.30	16.9 %
Conferences - Fees, Travel, & Meals	$6,402.00	$12,290.00	($5,888.00)	(47.9)%	$7,473.84	($1,071.84)	(14.3)%
Employee Recognition	$450.00	$375.00	$75.00	20.0 %	$315.26	$134.74	42.7 %
Leases/Contracts	$67,140.00	$72,000.00	($4,860.00)	(6.8)%	$65,281.32	$1,858.68	2.8 %
Meeting Expenses	$240.00	$0.00	$240.00	0.0 %	$89.70	$150.30	167.6 %
Mileage Reimbursements	$240.00	$480.00	($240.00)	(50.0)%	$240.00	$0.00	0.0 %
Professional Fees	$502,000.00	$523,160.00	($21,160.00)	(4.0)%	$518,928.98	($16,928.98)	(3.3)%
Repair-Equipment	$12,000.00	$12,000.00	$0.00	0.0 %	$9,610.43	$2,389.57	24.9 %
Shop Tools	$0.00	$200.00	($200.00)	(100.0)%	$129.71	($129.71)	(100.0)%
Small Equipment & Furniture	$127,760.00	$196,360.00	($68,600.00)	(34.9)%	$164,557.50	($36,797.50)	(22.4)%
Telephones-Cellular	$95,214.00	$11,018.00	$84,196.00	764.2 %	$13,772.61	$81,441.39	591.3 %
Telephones-Service	$192,300.00	$194,760.00	($2,460.00)	(1.3)%	$194,666.40	($2,366.40)	(1.2)%
Training/Related Expenses-CE	$12,895.00	$12,660.00	$235.00	1.9 %	$3,614.56	$9,280.44	256.8 %
Utilities	$2,000.00	$2,000.00	$0.00	0.0 %	$600.00	$1,400.00	233.3 %
Total Operating Expenses	$1,937,811.00	$1,979,356.07	($41,545.07)	(2.1)%	$1,785,607.90	$152,203.10	8.5 %
Capital Expenditures							

	Montgomery County Hospital District						
	2021 Budget	**2020 Budget**	**Change**	**Percent Change**	**YTD Actual June 30+ Remaining Budget**	**Change**	**Percent Change**
Capital Purchase - Equipment	$181,102.00	$174,000.00	$7,102.00	4.1 %	$112,307.31	$68,794.69	61.3 %
Total Capital Expenditures	$181,102.00	$174,000.00	$7,102.00	4.1 %	$112,307.31	$68,794.69	61.3 %
Total Expenses	**$2,853,433.00**	**$2,727,873.07**	**$125,559.93**	**4.6 %**	**$2,457,887.16**	**$395,545.84**	**16.1 %**
Revenue over Expeditures	($2,690,433.00)	($2,507,774.07)	($182,658.93)	7.3 %	($2,253,534.98)	($436,898.02)	19.4 %

Montgomery County Hospital District

	2021 Budget	2020 Budget	Change	Percent Change	YTD Actual June 30+ Remaining Budget	Change	Percent Change
016 - Facilities							
Revenue							
Other Revenue							
Miscellaneous Income	$0.00	$0.00	$0.00	0.0 %	$177,971.45	($177,971.45)	(100.0)%
Proceeds from Capital Lease	$46,113.00	$0.00	$46,113.00	0.0 %	$0.00	$46,113.00	0.0 %
Total Other Revenue	$46,113.00	$0.00	$46,113.00	0.0 %	$177,971.45	($131,858.45)	(74.1)%
Total Revenues	**$46,113.00**	**$0.00**	**$46,113.00**	**0.0 %**	**$177,971.45**	**($131,858.45)**	**(74.1)%**
Expenses							
Payroll Expenses							
Regular Pay	$203,512.00	$246,499.00	($42,987.00)	(17.4)%	$214,985.43	($11,473.43)	(5.3)%
Overtime Pay	$7,407.00	$7,259.00	$148.00	2.0 %	$10,166.59	($2,759.59)	(27.1)%
Paid Time Off	$25,338.00	$30,893.00	($5,555.00)	(18.0)%	$21,136.64	$4,201.36	19.9 %
Stipend Pay	$16,368.00	$12,276.00	$4,092.00	33.3 %	$11,819.40	$4,548.60	38.5 %
Payroll Taxes	$18,695.00	$22,713.00	($4,018.00)	(17.7)%	$18,236.65	$458.35	2.5 %
TCDRS Plan	$16,522.00	$19,344.00	($2,822.00)	(14.6)%	$16,839.07	($317.07)	(1.9)%
Total Payroll Expenses	$287,842.00	$338,984.00	($51,142.00)	(15.1)%	$293,183.78	($5,341.78)	(1.8)%
Operating Expenses							
Books/Materials	$150.00	$198.00	($48.00)	(24.2)%	$197.32	($47.32)	(24.0)%
Business Licenses	$40.00	$40.00	$0.00	0.0 %	$0.00	$40.00	0.0 %
Capital Lease Expense	$7,548.00	$0.00	$7,548.00	0.0 %	$0.00	$7,548.00	0.0 %
Conferences - Fees, Travel, & Meals	$0.00	$840.00	($840.00)	(100.0)%	$547.52	($547.52)	(100.0)%
Contractual Obligations- Other	$218,000.00	$155,591.00	$62,409.00	40.1 %	$151,402.26	$66,597.74	44.0 %
Customer Property Damage	$12,000.00	$12,000.00	$0.00	0.0 %	$11,444.84	$555.16	4.9 %
Damages/Uninsured Portion	$0.00	$0.00	$0.00	0.0 %	$133,142.79	($133,142.79)	(100.0)%
Dues/Subscriptions	$208.00	$0.00	$208.00	0.0 %	$0.00	$208.00	0.0 %
Employee Recognition	$300.00	$300.00	$0.00	0.0 %	$300.00	$0.00	0.0 %
Equipment Rental	$8,000.00	$8,000.00	$0.00	0.0 %	$7,726.00	$274.00	3.5 %
Interest Expense	$1,676.00	$0.00	$1,676.00	0.0 %	$0.00	$1,676.00	0.0 %
Maintenance & Repairs-Buildings	$396,240.00	$444,682.16	($48,442.16)	(10.9)%	$387,579.72	$8,660.28	2.2 %
Maintenance- Equipment	$105,700.00	$74,071.00	$31,629.00	42.7 %	$60,772.00	$44,928.00	73.9 %
Meals - Business and Travel	$0.00	$0.00	$0.00	0.0 %	$114.19	($114.19)	(100.0)%
Printing Services	$0.00	$0.00	$0.00	0.0 %	$224.40	($224.40)	(100.0)%
Professional Fees	$0.00	$7,435.00	($7,435.00)	(100.0)%	$7,916.00	($7,916.00)	(100.0)%
Rent	$174,212.00	$206,117.00	($31,905.00)	(15.5)%	$201,324.89	($27,112.89)	(13.5)%
Repair-Equipment	$0.00	$6,000.00	($6,000.00)	(100.0)%	$3,706.26	($3,706.26)	(100.0)%
Shop Tools	$7,500.00	$8,496.00	($996.00)	(11.7)%	$6,371.73	$1,128.27	17.7 %
Shop Supplies	$27,800.00	$23,743.94	$4,056.06	17.1 %	$16,201.17	$11,598.83	71.6 %
Small Equipment & Furniture	$82,660.00	$92,141.86	($9,481.86)	(10.3)%	$93,056.29	($10,396.29)	(11.2)%
Telephones-Cellular	$3,060.00	$4,336.00	($1,276.00)	(29.4)%	$3,959.80	($899.80)	(22.7)%
Training/Related Expenses-CE	$2,000.00	$2,000.00	$0.00	0.0 %	$170.00	$1,830.00	1,076.5 %

Montgomery County Hospital District

	2021 Budget	2020 Budget	Change	Percent Change	YTD Actual June 30+ Remaining Budget	Change	Percent Change
Utilities	$370,680.00	$370,680.00	$0.00	0.0 %	$391,953.67	($21,273.67)	(5.4)%
Total Operating Expenses	$1,417,774.00	$1,416,671.96	$1,102.04	0.1 %	$1,478,110.85	($60,336.85)	(4.1)%
Capital Expenditures							
Capital Purchase - Building/Improvements	$12,500.00	$14,197.00	($1,697.00)	(12.0)%	$14,196.14	($1,696.14)	(11.9)%
Capital Purchase - Equipment	$225,000.00	$133,674.00	$91,326.00	68.3 %	$86,363.00	$138,637.00	160.5 %
Capital Purchase - Vehicles	$59,823.00	$0.00	$59,823.00	0.0 %	$0.00	$59,823.00	0.0 %
Total Capital Expenditures	$297,323.00	$147,871.00	$149,452.00	101.1 %	$100,559.14	$196,763.86	195.7 %
Total Expenses	**$2,002,939.00**	**$1,903,526.96**	**$99,412.04**	**5.2 %**	**$1,871,853.77**	**$131,085.23**	**7.0 %**
Revenue over Expeditures	($1,956,826.00)	($1,903,526.96)	($53,299.04)	2.8 %	($1,693,882.32)	($262,943.68)	15.5 %

Montgomery County Hospital District

	2021 Budget	2020 Budget	Change	Percent Change	YTD Actual June 30+ Remaining Budget	Change	Percent Change
025 - Human Resources							
Revenue							
Other Revenue							
Miscellaneous Income	$127,510.00	$127,510.00	$0.00	0.0 %	$117,822.33	$9,687.67	8.2 %
Employee Medical Premiums	$1,198,262.00	$1,221,928.00	($23,666.00)	(1.9)%	$1,184,602.79	$13,659.21	1.2 %
Total Other Revenue	$1,325,772.00	$1,349,438.00	($23,666.00)	(1.8)%	$1,302,425.12	$23,346.88	1.8 %
Total Revenues	**$1,325,772.00**	**$1,349,438.00**	**($23,666.00)**	**(1.8)%**	**$1,302,425.12**	**$23,346.88**	**1.8 %**
Expenses							
Payroll Expenses							
Regular Pay	$175,658.00	$164,810.00	$10,848.00	6.6 %	$163,004.29	$12,653.71	7.8 %
Overtime Pay	$250.00	$289.00	($39.00)	(13.5)%	$245.32	$4.68	1.9 %
Paid Time Off	$28,725.00	$27,143.00	$1,582.00	5.8 %	$23,653.90	$5,071.10	21.4 %
Payroll Taxes	$15,143.00	$14,705.00	$438.00	3.0 %	$13,760.16	$1,382.84	10.0 %
TCDRS Plan	$13,382.00	$12,526.00	$856.00	6.8 %	$12,226.92	$1,155.08	9.4 %
Health & Dental	$801,858.00	$775,469.00	$26,389.00	3.4 %	$740,145.71	$61,712.29	8.3 %
Health Insurance Claims	$3,684,051.00	$3,527,052.00	$156,999.00	4.5 %	$3,742,222.79	($58,171.79)	(1.6)%
Health Insurance Admin Fees	$763,179.00	$730,728.00	$32,451.00	4.4 %	$744,302.67	$18,876.33	2.5 %
Total Payroll Expenses	$5,482,246.00	$5,252,722.00	$229,524.00	4.4 %	$5,439,561.76	$42,684.24	0.8 %
Operating Expenses							
Unemployment Expense	$12,000.00	$50,400.00	($38,400.00)	(76.2)%	$8,445.62	$3,554.38	42.1 %
Advertising	$1,650.00	$1,650.00	$0.00	0.0 %	$200.00	$1,450.00	725.0 %
Conferences - Fees, Travel, & Meals	$600.00	$6,826.00	($6,226.00)	(91.2)%	$2,459.01	($1,859.01)	(75.6)%
Dues/Subscriptions	$3,600.00	$3,640.00	($40.00)	(1.1)%	$2,648.00	$952.00	36.0 %
Employee Health\Wellness	$26,500.00	$26,500.00	$0.00	0.0 %	$18,382.40	$8,117.60	44.2 %
Employee Recognition	$55,886.00	$54,736.00	$1,150.00	2.1 %	$54,402.42	$1,483.58	2.7 %
Legal Fees	$45,000.00	$45,000.00	$0.00	0.0 %	$46,957.83	($1,957.83)	(4.2)%
Mileage Reimbursements	$300.00	$300.00	$0.00	0.0 %	$93.40	$206.60	221.2 %
Professional Fees	$143,112.00	$149,112.00	($6,000.00)	(4.0)%	$153,614.01	($10,502.01)	(6.8)%
Recruit/Investigate	$61,750.00	$61,350.00	$400.00	0.7 %	$57,414.66	$4,335.34	7.6 %
Telephones-Cellular	$1,008.00	$1,200.00	($192.00)	(16.0)%	$1,083.72	($75.72)	(7.0)%
Training/Related Expenses-CE	$6,250.00	$32,750.00	($26,500.00)	(80.9)%	$4,318.06	$1,931.94	44.7 %
Tuition Reimbursement	$67,450.00	$54,450.00	$13,000.00	23.9 %	$83,180.33	($15,730.33)	(18.9)%
Worker's Compensation Insurance	$295,084.00	$390,792.00	($95,708.00)	(24.5)%	$290,223.47	$4,860.53	1.7 %
Total Operating Expenses	$720,190.00	$878,706.00	($158,516.00)	(18.0)%	$723,422.93	($3,232.93)	(0.4)%
Total Expenses	**$6,202,436.00**	**$6,131,428.00**	**$71,008.00**	**1.2 %**	**$6,162,984.69**	**$39,451.31**	**0.6 %**
Revenue over Expeditures	($4,876,664.00)	($4,781,990.00)	($94,674.00)	2.0 %	($4,860,559.57)	($16,104.43)	0.3 %

Montgomery County Hospital District

	2021 Budget	2020 Budget	Change	Percent Change	YTD Actual June 30+ Remaining Budget	Change	Percent Change
026 - Records Management							
Revenue							
Other Revenue							
Miscellaneous Income	$48,000.00	$45,600.00	$2,400.00	5.3 %	$53,477.13	($5,477.13)	(10.2)%
Total Other Revenue	$48,000.00	$45,600.00	$2,400.00	5.3 %	$53,477.13	($5,477.13)	(10.2)%
Total Revenues	**$48,000.00**	**$45,600.00**	**$2,400.00**	**5.3 %**	**$53,477.13**	**($5,477.13)**	**(10.2)%**
Expenses							
Payroll Expenses							
Regular Pay	$166,007.00	$161,881.00	$4,126.00	2.5 %	$161,295.15	$4,711.85	2.9 %
Overtime Pay	$623.00	$595.00	$28.00	4.7 %	$222.82	$400.18	179.6 %
Paid Time Off	$23,719.00	$22,888.00	$831.00	3.6 %	$23,811.82	($92.82)	(0.4)%
Payroll Taxes	$14,086.00	$14,181.00	($95.00)	(0.7)%	$13,540.57	$545.43	4.0 %
TCDRS Plan	$12,453.00	$12,078.00	$375.00	3.1 %	$12,123.72	$329.28	2.7 %
Total Payroll Expenses	$216,888.00	$211,623.00	$5,265.00	2.5 %	$210,994.08	$5,893.92	2.8 %
Operating Expenses							
Advertising	$800.00	$350.00	$450.00	128.6 %	$350.00	$450.00	128.6 %
Computer Software	$2,800.00	$2,400.00	$400.00	16.7 %	$2,391.00	$409.00	17.1 %
Conferences - Fees, Travel, & Meals	$400.00	$1,700.00	($1,300.00)	(76.5)%	$1,073.55	($673.55)	(62.7)%
Dues/Subscriptions	$0.00	$100.00	($100.00)	(100.0)%	$99.95	($99.95)	(100.0)%
Employee Recognition	$150.00	$150.00	$0.00	0.0 %	$75.00	$75.00	100.0 %
Mileage Reimbursements	$120.00	$120.00	$0.00	0.0 %	$30.00	$90.00	300.0 %
Other Services	$4,500.00	$4,920.00	($420.00)	(8.5)%	$3,893.22	$606.78	15.6 %
Professional Fees	$4,500.00	$2,400.00	$2,100.00	87.5 %	$1,615.25	$2,884.75	178.6 %
Telephones-Cellular	$360.00	$390.00	($30.00)	(7.7)%	$390.00	($30.00)	(7.7)%
Training/Related Expenses-CE	$2,700.00	$9,300.00	($6,600.00)	(71.0)%	$3,996.00	($1,296.00)	(32.4)%
Total Operating Expenses	$16,330.00	$21,830.00	($5,500.00)	(25.2)%	$13,913.97	$2,416.03	17.4 %
Total Expenses	**$233,218.00**	**$233,453.00**	**($235.00)**	**(0.1)%**	**$224,908.05**	**$8,309.95**	**3.7 %**
Revenue over Expeditures	($185,218.00)	($187,853.00)	$2,635.00	(1.4)%	($171,430.92)	($13,787.08)	8.0 %

Montgomery County Hospital District

	2021 Budget	2020 Budget	Change	Percent Change	YTD Actual June 30+ Remaining Budget	Change	Percent Change
039 - Community Paramedicine							
Revenue							
Other Revenue							
1115 Waiver - Paramedicine	$1,440,000.00	$1,320,000.00	$120,000.00	9.1 %	$1,218,700.00	$221,300.00	18.2 %
Total Other Revenue	$1,440,000.00	$1,320,000.00	$120,000.00	9.1 %	$1,218,700.00	$221,300.00	18.2 %
Total Revenues	**$1,440,000.00**	**$1,320,000.00**	**$120,000.00**	**9.1 %**	**$1,218,700.00**	**$221,300.00**	**18.2 %**
Expenses							
Payroll Expenses							
Regular Pay	$300,567.00	$306,265.00	($5,698.00)	(1.9)%	$280,079.20	$20,487.80	7.3 %
Overtime Pay	$14,941.00	$14,904.00	$37.00	0.2 %	$28,646.59	($13,705.59)	(47.8)%
Paid Time Off	$36,454.00	$36,382.00	$72.00	0.2 %	$28,385.01	$8,068.99	28.4 %
Stipend Pay	$0.00	$0.00	$0.00	0.0 %	$50.00	($50.00)	(100.0)%
Payroll Taxes	$26,045.00	$27,351.00	($1,306.00)	(4.8)%	$24,793.41	$1,251.59	5.0 %
TCDRS Plan	$23,019.00	$23,297.00	($278.00)	(1.2)%	$22,059.30	$959.70	4.4 %
Total Payroll Expenses	$401,026.00	$408,199.00	($7,173.00)	(1.8)%	$384,013.51	$17,012.49	4.4 %
Operating Expenses							
Books/Materials	$0.00	$200.00	($200.00)	(100.0)%	$0.00	$0.00	0.0 %
Community Education	$2,000.00	$2,500.00	($500.00)	(20.0)%	$0.00	$2,000.00	0.0 %
Computer Supplies/Non-Cap.	$0.00	$800.00	($800.00)	(100.0)%	$0.00	$0.00	0.0 %
Employee Recognition	$300.00	$375.00	($75.00)	(20.0)%	$0.00	$300.00	0.0 %
Leases/Contracts	$10,300.00	$10,300.00	$0.00	0.0 %	$10,300.00	$0.00	0.0 %
Meeting Expenses	$0.00	$250.00	($250.00)	(100.0)%	$0.00	$0.00	0.0 %
Mileage Reimbursements	$0.00	$500.00	($500.00)	(100.0)%	$500.00	($500.00)	(100.0)%
Other Services	$0.00	$116,400.00	($116,400.00)	(100.0)%	$102,873.48	($102,873.48)	(100.0)%
Telephones-Cellular	$5,520.00	$5,808.00	($288.00)	(5.0)%	$4,394.79	$1,125.21	25.6 %
Training/Related Expenses-CE	$0.00	$770.00	($770.00)	(100.0)%	$385.00	($385.00)	(100.0)%
Total Operating Expenses	$18,120.00	$137,903.00	($119,783.00)	(86.9)%	$118,453.27	($100,333.27)	(84.7)%
Capital Expenditures							
Capital Purchase - Equipment	$0.00	$20,000.00	($20,000.00)	(100.0)%	$0.00	$0.00	0.0 %
Total Capital Expenditures	$0.00	$20,000.00	($20,000.00)	(100.0)%	$0.00	$0.00	0.0 %
Total Expenses	**$419,146.00**	**$566,102.00**	**($146,956.00)**	**(26.0)%**	**$502,466.78**	**($83,320.78)**	**(16.6)%**
Revenue over Expeditures	$1,020,854.00	$753,898.00	$266,956.00	35.4 %	$716,233.22	$304,620.78	42.5 %

	Montgomery County Hospital District						
	2021 Budget	2020 Budget	Change	Percent Change	YTD Actual June 30+ Remaining Budget	Change	Percent Change
040 - Buildings MCHD							
Expenses							
Operating Expenses							
Capital Lease Expense	$157,714.00	$390,979.00	($233,265.00)	(59.7)%	$390,982.50	($233,268.50)	(59.7)%
Interest Expense	$1,499.00	$7,785.00	($6,286.00)	(80.7)%	$7,772.31	($6,273.31)	(80.7)%
Total Operating Expenses	$159,213.00	$398,764.00	($239,551.00)	(60.1)%	$398,754.81	($239,541.81)	(60.1)%
Capital Expenditures							
Capital Purchase - Building/Improvements	$869,000.00	$1,665,790.00	($796,790.00)	(47.8)%	$1,737,742.75	($868,742.75)	(50.0)%
Capital Purchase - Equipment	$0.00	$28,145.00	($28,145.00)	(100.0)%	$28,145.00	($28,145.00)	(100.0)%
Total Capital Expenditures	$869,000.00	$1,693,935.00	($824,935.00)	(48.7)%	$1,765,887.75	($896,887.75)	(50.8)%
Total Expenses	**$1,028,213.00**	**$2,092,699.00**	**($1,064,486.00)**	**(50.9)%**	**$2,164,642.56**	**($1,136,429.56)**	**(52.5)%**
Revenue over Expeditures	($1,028,213.00)	($2,092,699.00)	$1,064,486.00	(50.9)%	($2,164,642.56)	$1,136,429.56	(52.5)%

Montgomery County Hospital District

	2021 Budget	2020 Budget	Change	Percent Change	YTD Actual June 30+ Remaining Budget	Change	Percent Change
042 - EMS Tactical Team							
Expenses							
Payroll Expenses							
Regular Pay	$65,228.00	$0.00	$65,228.00	0.0 %	$0.00	$65,228.00	0.0 %
Overtime Pay	$32,614.00	$0.00	$32,614.00	0.0 %	$0.00	$32,614.00	0.0 %
Payroll Taxes	$7,238.00	$0.00	$7,238.00	0.0 %	$0.00	$7,238.00	0.0 %
TCDRS Plan	$6,398.00	$0.00	$6,398.00	0.0 %	$0.00	$6,398.00	0.0 %
Total Payroll Expenses	$111,478.00	$0.00	$111,478.00	0.0 %	$0.00	$111,478.00	0.0 %
Operating Expenses							
Small Equipment & Furniture	$3,440.00	$0.00	$3,440.00	0.0 %	$0.00	$3,440.00	0.0 %
Training/Related Expenses-CE	$3,520.00	$0.00	$3,520.00	0.0 %	$0.00	$3,520.00	0.0 %
Uniforms	$2,000.00	$0.00	$2,000.00	0.0 %	$0.00	$2,000.00	0.0 %
Total Operating Expenses	$8,960.00	$0.00	$8,960.00	0.0 %	$0.00	$8,960.00	0.0 %
Total Expenses	**$120,438.00**	**$0.00**	**$120,438.00**	**0.0 %**	**$0.00**	**$120,438.00**	**0.0 %**
Revenue over Expeditures	($120,438.00)	$0.00	($120,438.00)	0.0 %	$0.00	($120,438.00)	0.0 %

Montgomery County Hospital District

	2021 Budget	2020 Budget	Change	Percent Change	YTD Actual June 30+ Remaining Budget	Change	Percent Change
043 - Business Analysis Unit							
Expenses							
Payroll Expenses							
Regular Pay	$0.00	$77,076.00	($77,076.00)	(100.0)%	$46,786.55	($46,786.55)	(100.0)%
Paid Time Off	$0.00	$10,590.00	($10,590.00)	(100.0)%	$6,692.17	($6,692.17)	(100.0)%
Payroll Taxes	$0.00	$6,710.00	($6,710.00)	(100.0)%	$4,020.69	($4,020.69)	(100.0)%
TCDRS Plan	$0.00	$5,710.00	($5,710.00)	(100.0)%	$3,499.88	($3,499.88)	(100.0)%
Total Payroll Expenses	$0.00	$100,086.00	($100,086.00)	(100.0)%	$60,999.29	($60,999.29)	(100.0)%
Operating Expenses							
Computer Software	$0.00	$432,300.00	($432,300.00)	(100.0)%	$78,342.78	($78,342.78)	(100.0)%
Small Equipment & Furniture	$0.00	$60,000.00	($60,000.00)	(100.0)%	$16,568.85	($16,568.85)	(100.0)%
Telephones-Cellular	$0.00	$37,888.00	($37,888.00)	(100.0)%	$36,268.01	($36,268.01)	(100.0)%
Training/Related Expenses-CE	$0.00	$12,000.00	($12,000.00)	(100.0)%	$6,000.00	($6,000.00)	(100.0)%
Total Operating Expenses	$0.00	$542,188.00	($542,188.00)	(100.0)%	$137,179.64	($137,179.64)	(100.0)%
Total Expenses	**$0.00**	**$642,274.00**	**($642,274.00)**	**(100.0)%**	**$198,178.93**	**($198,178.93)**	**(100.0)%**
Revenue over Expeditures	$0.00	($642,274.00)	$642,274.00	(100.0)%	($198,178.93)	$198,178.93	(100.0)%

Montgomery County Hospital District

	2021 Budget	2020 Budget	Change	Percent Change	YTD Actual June 30+ Remaining Budget	Change	Percent Change
044 - Transfer Services							
Revenue							
EMS Net Revenue							
Transfer Service Fees	$0.00	$3,149,951.00	($3,149,951.00)	(100.0)%	$2,902,517.39	($2,902,517.39)	(100.0)%
Contractual Allowance	$0.00	($916,639.00)	$916,639.00	(100.0)%	($895,616.16)	$895,616.16	(100.0)%
Provision for Bad Debt	$0.00	($803,238.00)	$803,238.00	(100.0)%	($666,547.91)	$666,547.91	(100.0)%
Recovery of Bad Debt - EMS	$0.00	$6,301.00	($6,301.00)	(100.0)%	$9,452.55	($9,452.55)	(100.0)%
Total EMS Net Revenue	$0.00	$1,436,375.00	($1,436,375.00)	(100.0)%	$1,349,805.87	($1,349,805.87)	(100.0)%
Total Revenues	**$0.00**	**$1,436,375.00**	**($1,436,375.00)**	**(100.0)%**	**$1,349,805.87**	**($1,349,805.87)**	**(100.0)%**
Expenses							
Payroll Expenses							
Regular Pay	$0.00	$1,261,829.00	($1,261,829.00)	(100.0)%	$1,070,757.04	($1,070,757.04)	(100.0)%
Overtime Pay	$0.00	$89,604.00	($89,604.00)	(100.0)%	$105,624.69	($105,624.69)	(100.0)%
Paid Time Off	$0.00	$146,445.00	($146,445.00)	(100.0)%	$92,416.14	($92,416.14)	(100.0)%
Payroll Taxes	$0.00	$114,588.00	($114,588.00)	(100.0)%	$92,594.04	($92,594.04)	(100.0)%
TCDRS Plan	$0.00	$97,584.00	($97,584.00)	(100.0)%	$83,008.98	($83,008.98)	(100.0)%
Total Payroll Expenses	$0.00	$1,710,050.00	($1,710,050.00)	(100.0)%	$1,444,400.89	($1,444,400.89)	(100.0)%
Operating Expenses							
Community Education	$0.00	$2,500.00	($2,500.00)	(100.0)%	$2,500.00	($2,500.00)	(100.0)%
Customer Property Damage	$0.00	$600.00	($600.00)	(100.0)%	$450.00	($450.00)	(100.0)%
Employee Recognition	$0.00	$2,125.00	($2,125.00)	(100.0)%	$425.00	($425.00)	(100.0)%
Meeting Expenses	$0.00	$577.00	($577.00)	(100.0)%	$576.21	($576.21)	(100.0)%
Printing Services	$0.00	$2,500.00	($2,500.00)	(100.0)%	$1,250.00	($1,250.00)	(100.0)%
Professional Fees	$0.00	$823.00	($823.00)	(100.0)%	$823.00	($823.00)	(100.0)%
Telephones-Cellular	$0.00	$600.00	($600.00)	(100.0)%	$391.77	($391.77)	(100.0)%
Training/Related Expenses-CE	$0.00	$7,200.00	($7,200.00)	(100.0)%	$1,400.00	($1,400.00)	(100.0)%
Uniforms	$0.00	$9,500.00	($9,500.00)	(100.0)%	$9,461.88	($9,461.88)	(100.0)%
Total Operating Expenses	$0.00	$26,425.00	($26,425.00)	(100.0)%	$17,277.86	($17,277.86)	(100.0)%
Total Expenses	**$0.00**	**$1,736,475.00**	**($1,736,475.00)**	**(100.0)%**	**$1,461,678.75**	**($1,461,678.75)**	**(100.0)%**
Revenue over Expeditures	$0.00	($300,100.00)	$300,100.00	(100.0)%	($111,872.88)	$111,872.88	(100.0)%

Montgomery County Hospital District

	2021 Budget	2020 Budget	Change	Percent Change	YTD Actual June 30+ Remaining Budget	Change	Percent Change
045 - EMS Quality & Safety							
Revenue							
Other Revenue							
EMS - Trauma Fund Income	$30,000.00	$0.00	$30,000.00	0.0 %	$0.00	$30,000.00	0.0 %
Total Other Revenue	$30,000.00	$0.00	$30,000.00	0.0 %	$0.00	$30,000.00	0.0 %
Total Revenues	**$30,000.00**	**$0.00**	**$30,000.00**	**0.0 %**	**$0.00**	**$30,000.00**	**0.0 %**
Expenses							
Payroll Expenses							
Regular Pay	$372,443.00	$361,572.00	$10,871.00	3.0 %	$367,431.18	$5,011.82	1.4 %
Overtime Pay	$0.00	$0.00	$0.00	0.0 %	$177.54	($177.54)	(100.0)%
Paid Time Off	$50,418.00	$48,694.00	$1,724.00	3.5 %	$49,134.74	$1,283.26	2.6 %
Payroll Taxes	$31,294.00	$31,384.00	($90.00)	(0.3)%	$30,485.62	$808.38	2.7 %
TCDRS Plan	$27,656.00	$26,732.00	$924.00	3.5 %	$27,211.32	$444.68	1.6 %
Total Payroll Expenses	$481,811.00	$468,382.00	$13,429.00	2.9 %	$474,440.40	$7,370.60	1.6 %
Operating Expenses							
Books/Materials	$1,100.00	$1,100.00	$0.00	0.0 %	$499.02	$600.98	120.4 %
Business Licenses	$360.00	$0.00	$360.00	0.0 %	$0.00	$360.00	0.0 %
Computer Software	$3,705.00	$3,705.00	$0.00	0.0 %	$3,705.00	$0.00	0.0 %
Computer Supplies/Non-Cap.	$425.00	$0.00	$425.00	0.0 %	$0.00	$425.00	0.0 %
Conferences - Fees, Travel, & Meals	$6,402.00	$15,721.00	($9,319.00)	(59.3)%	$5,706.83	$695.17	12.2 %
Dues/Subscriptions	$556.00	$1,400.00	($844.00)	(60.3)%	$283.00	$273.00	96.5 %
Employee Recognition	$300.00	$300.00	$0.00	0.0 %	$150.72	$149.28	99.0 %
Meeting Expenses	$1,500.00	$400.00	$1,100.00	275.0 %	$320.67	$1,179.33	367.8 %
Mileage Reimbursements	$1,200.00	$2,400.00	($1,200.00)	(50.0)%	$1,477.04	($277.04)	(18.8)%
Small Equipment & Furniture	$315.00	$3,640.00	($3,325.00)	(91.3)%	$3,820.00	($3,505.00)	(91.8)%
Telephones-Cellular	$2,472.00	$1,656.00	$816.00	49.3 %	$1,430.63	$1,041.37	72.8 %
Training/Related Expenses-CE	$38,400.00	$5,353.00	$33,047.00	617.4 %	$5,286.61	$33,113.39	626.4 %
Uniforms	$0.00	$3,750.00	($3,750.00)	(100.0)%	$3,750.00	($3,750.00)	(100.0)%
Total Operating Expenses	$56,735.00	$39,425.00	$17,310.00	43.9 %	$26,429.52	$30,305.48	114.7 %
Total Expenses	**$538,546.00**	**$507,807.00**	**$30,739.00**	**6.1 %**	**$500,869.92**	**$37,676.08**	**7.5 %**
Revenue over Expeditures	($508,546.00)	($507,807.00)	($739.00)	0.1 %	($500,869.92)	($7,676.08)	1.5 %

Montgomery County Hospital District

	2021 Budget	2020 Budget	Change	Percent Change	YTD Actual June 30+ Remaining Budget	Change	Percent Change
046 - EMS Bike Team							
Expenses							
Payroll Expenses							
Regular Pay	$32,513.00	$0.00	$32,513.00	0.0 %	$0.00	$32,513.00	0.0 %
Overtime Pay	$16,260.00	$0.00	$16,260.00	0.0 %	$0.00	$16,260.00	0.0 %
Payroll Taxes	$3,607.00	$0.00	$3,607.00	0.0 %	$0.00	$3,607.00	0.0 %
TCDRS Plan	$3,189.00	$0.00	$3,189.00	0.0 %	$0.00	$3,189.00	0.0 %
Total Payroll Expenses	$55,569.00	$0.00	$55,569.00	0.0 %	$0.00	$55,569.00	0.0 %
Operating Expenses							
Community Education	$500.00	$0.00	$500.00	0.0 %	$0.00	$500.00	0.0 %
Dues/Subscriptions	$60.00	$0.00	$60.00	0.0 %	$0.00	$60.00	0.0 %
Small Equipment & Furniture	$5,030.00	$0.00	$5,030.00	0.0 %	$0.00	$5,030.00	0.0 %
Uniforms	$3,630.00	$0.00	$3,630.00	0.0 %	$0.00	$3,630.00	0.0 %
Total Operating Expenses	$9,220.00	$0.00	$9,220.00	0.0 %	$0.00	$9,220.00	0.0 %
Total Expenses	**$64,789.00**	**$0.00**	**$64,789.00**	**0.0 %**	**$0.00**	**$64,789.00**	**0.0 %**
Revenue over Expeditures	($64,789.00)	$0.00	($64,789.00)	0.0 %	$0.00	($64,789.00)	0.0 %