

**NOTICE OF A REGULAR MEETING
OF THE BOARD OF DIRECTORS
MONTGOMERY COUNTY HOSPITAL DISTRICT**

Notice is hereby given to all interested members of the public that the Board of Directors of Montgomery County Hospital District will hold a regular meeting as follows:

Date: **October 24, 2017**

Time: **4:00 P.M.**

Place: **MONTGOMERY COUNTY HOSPITAL DISTRICT
ADMINISTRATIVE BUILDING
1400 SOUTH LOOP 336 WEST
CONROE, MONTGOMERY COUNTY, TEXAS 77304**

Open to Public: The meeting will be open to the public at all times during which such subjects are discussed, considered, or formally acted upon as required by Texas Open Meetings Act, Chapter 551 of the Government Code.

This Notice in detail was posted at least 72 hours prior to the beginning of said meeting with the County Clerk's Office and is on the Bulletin Board of the Courthouse and in the District's Administrative Office.

Subject: The agenda for such meeting shall include the consideration of, and if deemed advisable, the taking of action upon:

1. Call to Order
2. Invocation
3. Pledge of Allegiance
4. Roll Call
5. Public Comment
6. Special Recognition

Items Involving Visitors

7. Presentation on Hurricane Harvey. (Mr. Fawn, Chairman – MCHD Board)

District

8. CEO Report to include update on District operations, strategic plan, capital purchases, employee issues and benefits, transition plans and other healthcare matters, grants and any other related district matters.
9. Presentation of Quarterly Employee Turnover Report. (Ms. Whatley, Chair – Personnel Committee)
10. Consider and act on the November and December, 2017 MCHD Regular Board of Directors meeting dates and times. (Mr. Fawn, Chairman – MCHD Board)

Emergency Medical Services

11. EMS Director Report to include updates on EMS staffing, performance measures, staff activities, patient concerns, transport destinations and fleet.
12. Consider and act on the purchase of one (1) ambulance. (Mr. Bagley, Chair – EMS Committee)
13. Consider and act on staff's recommendation for purchase of oxygen cylinders. (Mr. Cole, Chair – PADCOM Committee)

14. Consider and act on the purchase of equipment for ambulances 50 and purchase of POWER-PRO XT cot only for ambulances 51 and 52. (Mr. Cole, Chair – PADCOM Committee)
15. Consider and act on the purchase and installation of Opticom. (Mr. Bagley, Chair – EMS Committee)
16. Consider and act on purchase of one mobile column lift from JAM Equipment Sales (HGAC). (Mr. Cole, Chair – PADCOM Committee)

Operations and Health Care Services

17. COO Report to include updates on infrastructure, facilities, radio system, warehousing, staff activities, community paramedicine, emergency management, and purchasing.
18. Consider and act on the remodel of Station 34. (Mr. Cole, Chair – PADCOM Committee)
19. Consider and act on the Interlocal agreement with Region 6 Education Service Center (RESC 6) Purchasing Cooperative. (Mr. Cole, Chair – PADCOM Committee)
20. Consider and act on the reappointment of Mrs. Sandy Wagner to the Public Health District Board for 2018-2019. (Mr. Fawn, Chairman – MCHD Board)
21. Health Care Services Report to include regulatory update, outreach, eligibility, service, utilization, community education, clinical services, epidemiology, and emergency preparedness.
22. Consider and act on Healthcare Assistance Program claims from Non-Medicaid 1115 Waiver providers processed by Boon-Chapman. (Mrs. Wagner, Chair - Indigent Care Committee)
23. Consider and act on ratification of voluntary contributions to the Medicaid 1115 Waiver program of Healthcare Assistance Program claims processed by Boon Chapman. (Mrs. Wagner, Chair – Indigent Care Committee)

Finance

24. Presentation of preliminary Financial Report for twelve months ended September 30, 2017 – Brett Allen, CFO, report to include Financial Summary, Financial Statements, Supplemental EMS Billing Information, and Supplemental Schedules.
25. Presentation of Budget Report for FYE September 30, 2017. (Mr. Grice, Treasurer - MCHD Board)
26. Presentation of Investment Report for the quarter ended September 30, 2017.
27. Consider and act upon recommendation for amendment(s) to the budget for fiscal year ending September 30, 2017. (Mr. Grice, Treasurer - MCHD Board)
28. Consider and act upon recommendation for amendment(s) to the budget for fiscal year ending September 30, 2018. (Mr. Grice, Treasurer - MCHD Board)
29. Consider and act on ratification of payment of District invoices. (Mr. Grice, Treasurer – MCHD Board)
30. Consider and act on salvage and surplus. (Mr. Grice, Treasurer – MCHD Board)

Other Items

31. Secretary's Report - Consider and act on minutes for the September 26, 2017 Regular BOD meeting. (Mrs. Wagner, Secretary - MCHD Board)
32. Convene into executive session pursuant to section 551.071 of the Texas Government Code to discuss pending litigation matters, to wit: *Raimer v. MCHD et al.* Civil Action no. 4:17-cv-01258 consolidated with Civil Action no. 4:17-cv-02415 In the United States District Court for the Southern District of Texas, Houston Division. (Mr. Fawn, Chairman – MCHD Board)
33. Reconvene from executive session and deliberate and take action on matters involving pending litigation, to wit: *Raimer v. MCHD et al.* Civil Action no. 4:17-cv-01258 consolidated with Civil Action no. 4:17-cv-02415 In the United States District Court for the Southern District of Texas, Houston Division. (Mr. Fawn, Chairman – MCHD Board)

34. Adjourn.

Sandy Wagner, Secretary

The Board will announce it will convene into Executive Session, if necessary, pursuant to Chapter 551 of the Texas Government Code, to receive advice from Legal Counsel, to discuss matters of land acquisition, litigation and personnel matters as specifically listed on this agenda. The Board of Directors may also announce it will go into Executive Session, if necessary, to receive advice from Legal Counsel regarding any item on this agenda.

Agenda Item # 7



We Make a Difference!

To: Board of Directors

From: Randy Johnson, CEO

Date: October 24, 2017

Re: Hurricane Harvey Presentation

Presentation on Hurricane Harvey. (Mr. Fawn, Chairman – MCHD Board)

“Postponed until the November board meeting”

Montgomery County Hospital District & Public Health District



Public Health
Prevent. Promote. Protect.

Montgomery County
Public Health District

CEO Report – October 24, 2017

THE WAKE



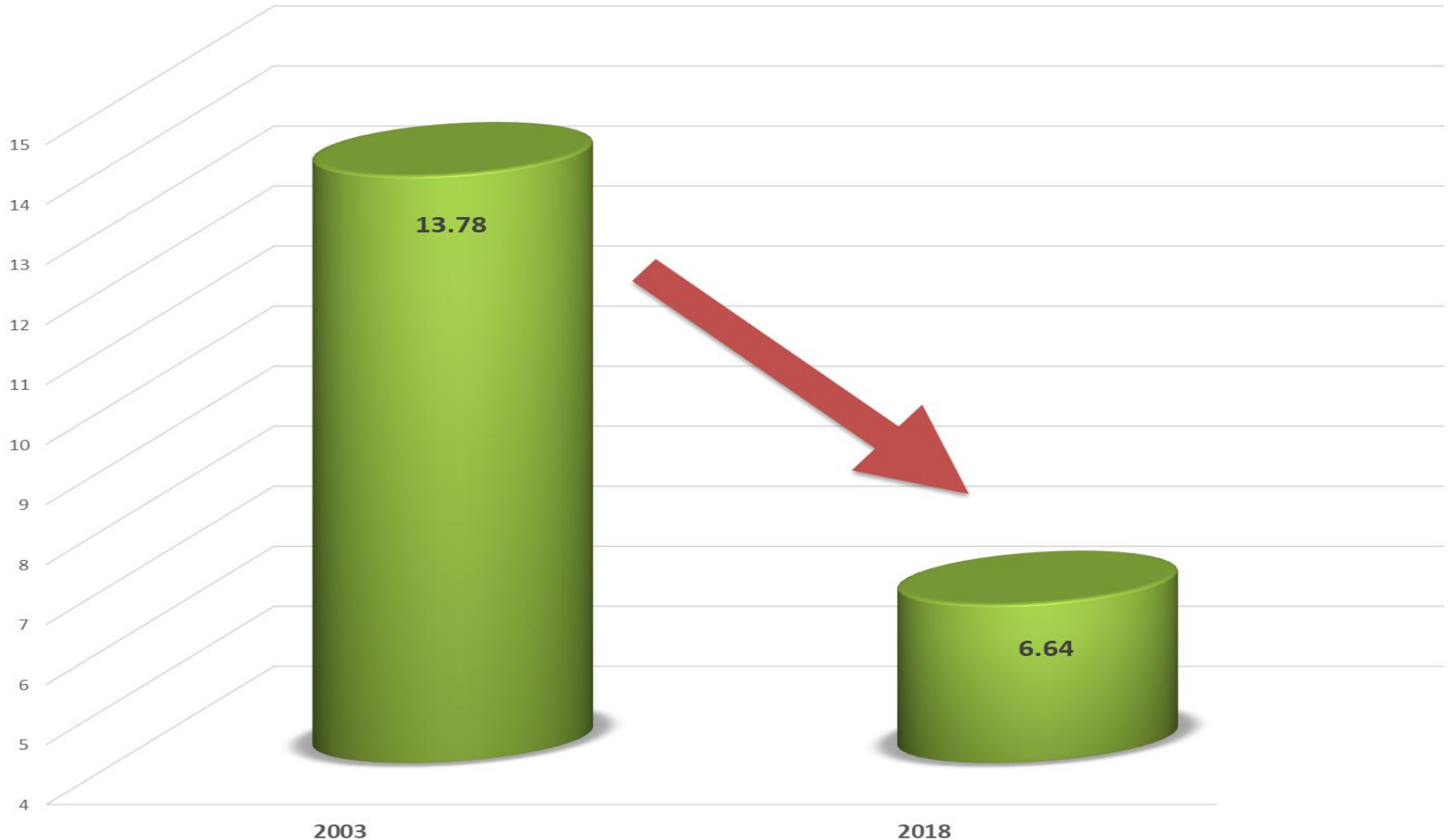
Mission-Vision

- **Mission** – Our mission is to care for the indigent and provide EMS services while protecting the interest of the taxpayers and insuring long-term stability through fund development.
- **Vision** – Our vision is cost effective indigent care and taxpayer supplemented EMS with total professionalism administered through an elected Board of Directors.

Our Values

- **Accountability** ~ Being responsible for our thoughts, words, and deeds, and the resources entrusted to us.
- **Compassion** ~ To be understanding, caring, and nurturing.
- **Excellence** ~ We will strive to exceed all expectations and maintain the highest standards in our industry.
- **Innovation** ~ Providing superior and professional service to the citizens of Montgomery County utilizing professional development, state of the art technology, and sound practice.
- **Integrity** ~ Acting with the highest standards of honesty and ethics in every decision and action that we make as individuals or as an organization.
- **Unity** ~ A group of individuals striving toward shared goals and a vision of improving the quality of life for all.

MCHD BOARD CUTS TAX RATE and APPROVES 20% HOMESTEAD EXEMPTION



Financial Snapshot

	2016 ACTUAL	2017 Estimated	2018 BUDGET
Tax	35,754,408	36,938,370	34,341,430
EMS	14,746,484	11,070,702	13,119,760
Other	10,269,395	7,626,005	6,030,136
Total Revenue	60,770,287	55,635,077	53,491,326
Personnel	25,399,808	30,407,665	30,737,925
Operating	12,142,028	13,098,129	14,435,443
Indigent Healthcare	5,700,693	5,120,739	6,854,323
Capital	5,995,804	2,079,599	4,220,401
Total Expense	49,238,333	50,706,132	56,248,092
Rev O/(U) Exp	11,531,954	4,928,945	(2,756,766)
Est. Cash and Invest	33,878,945	41,000,000	41,643,234

MCHD 5-Year Plan

Strategic Goals

Maintain MCHD as the regional “Employer of Choice”

Provide excellent service to MCHD co-workers, clients, taxpayers and the community

Establish and maintain a structured process to measure and improve quality

Provide for the financial stability of MCHD and protection for the taxpayer while meeting the needs of the community

Proactively meet the growth needs of our community

Capital planned for FY 2018

HUMAN RESOURCE INFORMATION SYSTEM (HRIS)

- Phase 1
 - Time, Attendance, PTO through the new system beginning
 - Clock-in and out via computer or cell phone
 - 1st check 12/1/17

HVAC

- \$110,000
- Install HVAC system in room 250 for additional classroom space
- Add roof-top A/C back-up for MDF room

MICROWAVE TOWER PROJECT

- \$1,280,000
- Microwave ring to connect all towers

PHONE SYSTEM REPLACEMENT

- \$250,000
- Replace current phone system

AMBULANCES

- 1 new = \$184,358 with a hybrid battery system vs generator
- 6 remounts = \$761,148

STATION 34 EXPANSION

- \$225,000
- Extended apartment estimated to be complete June 2018

TRANSFER SERVICE EXPANSION

- Station 90 George Strake
- Additional facility contracts

Capital Projects FY 2019-2022

FY 2019

- New Station Porter 1314 & 99
- 1 new ambulance and 6 remounts
- New ePCR
- Opticoms
- Land for Tower Site

FY 2020

- Accounting Software
- 1 new ambulance, 6 remounts and a Tahoe
- 2 Transfer trucks
- Opticoms
- New Tower and Equipment (South County)

FY 2021

- New Stations Caney Creek & North Central Conroe
- 1 new ambulance, 7 remounts and 1 Tahoe
- New EKG Monitors
- Opticoms
- New Tower and Equipment (West County)

FY 2022

- New Station West County
- 1 new ambulance, 7 remounts and 1 Tahoe
- 2 Transfer trucks
- Opticoms

More plans for FY 2018

MERIT BASED RAISES

- Employees raise will be based on annual evaluation

NEW PAY SCALE

- Effective 10/1/17
- Pay grades have changed
- No employee's pay will be lowered due to a change in pay grade

RANDOM DRUG SCREENS

- Increasing from 5% annually to 15%

BACKGROUND CHECKS

- Will be done annually

Medicare Compliance

October 2017

Medicare Compliance

- ▶ Social Security Act
- ▶ False Claim Act
- ▶ Health Insurance Portability & Accountability Act
- ▶ Anti - Kickback Act

Medicare Compliance

- ▶ Department of Justice
- ▶ Office Inspector General
- ▶ Office of Civil Rights
- ▶ Texas Department of State Health Services

Medicare Compliance- Fraud and Abuse

- ▶ Medically unnecessary trips
- ▶ Trips billed but not rendered
- ▶ False documentation
- ▶ Upcoding
- ▶ Payment of Kickbacks

Medicare Compliance

- ▶ Compliance Policies and Procedures
- ▶ Designation of a Compliance Officer
- ▶ Education & Training
- ▶ Internal Monitoring
- ▶ Developing Open Lines of Communication
- ▶ Enforcing Disciplinary Standards
- ▶ Evaluation and Risk Analysis

Report Suspected Fraud or Abuse to:

- ▶ **Donna Daniel, MCHD Compliance Officer**

- ▶ Phone: 936-523-5016

- ▶ Email: ddaniel@mchd-tx.org

MCHD Ethics Hotline

Phone: 844-MCHD-TX-1

Email: ethicshotline.org/MCHD
















OIG (Office of Inspector General)

Phone: 1-800-HHS-TIPS
















Email: HHSTIPS@oig.hhs.gov

Online: <https://forms.oig.hhs.gov/hotlineoperations>

MONTGOMERY COUNTY HOSPITAL DISTRICT BOARD REPORT
Organizational Projects

DATE: October 24, 2017					 Task/Project on Schedule	 Task/ Project in Danger of Not Meeting	 Task/Project Not Meeting Schedule
Project		Progress			Evaluation		
<p>Project: <u>HCAP Eligibility Procedures</u> Objective: Define and standardize current processes. Phase 1 deadline: 12/31/2015 complete Objective Phase 2: Analysis of KPI's and Action Plans Phase 2 deadline: 12/31/2016 complete Objective Phase 3: Implement needed changes from Phase 2 Phase 3 deadline: 12/31/2017 Budget: N/A Project Manager: Adeolu Moronkeji</p>		Sept	Oct	Nov	<p>Second level approval Project proposal was accepted by the Performance Improvement Committee. The next step is to meet with members of the committee and get guidance on the proper management of our process for sustained improvement.</p> <p>Phase 3 began 9/19 with three respondents to the RFP. Phase 3 includes the evaluation of the respondents, contracting and installation of microwave ring. All three respondents attended individual 4 hour clarification interviews related to the project the week of Oct. 16. The RFP packets along with interview results are being evaluated and a recommendation will be made at the November Board meeting. Phase 3 is projected to take 9-12 months.</p> <p>The Station 31 generator, which was part of the RFP but budgeted in FY 18, order is being processed and is estimated to be operational by March 1.</p> <p>The tower generator has been ordered and will be delivered in 4 – 6 weeks.</p> <p>The Interlocal with RESC 6, if approved at the October board meeting has vendors which can complete this project through job order contracting. We have three, bids that were not generated from the RFP process, ranging between \$68,707 and \$83,200 to help us gage appropriate pricing.</p> <p>The Laserfiche Project is on hold pending decisions regarding HRIS. It will be removed from this project report for now and be reevaluated in January.</p>		
<p>Project: <u>Microwave Replacement Project-</u> Objective: Redundant microwave connections to our dispatch center Initial Deadline: August 2018 Final Deadline: Budget:\$ 1,260,000.00 Project Manager: Justin Evans/Melissa Miller</p>							
<p>Project: <u>Station Generator Purchase and Installation</u> Objective: Provide back-up power at MCHD stations Installation Deadline: March 1, 2018 Budget: \$24,000 Station 31 Budget: \$75,000.00 tower Project Manager: Avery Belue /Justin Evans/Melissa Miller</p>							
<p>Project: <u>Air-conditioned for MDF</u> Objective: Provide back-up air-conditioning to MDF room Initial Deadline for purchase: June 30, 2017 Installation Deadline: Sept. 31, 2017 Final Deadline: Feb. 2018 Budget: \$ Project Manager: Avery Belue /Melissa Miller</p>							
<p>Project: <u>LaserFiche (Multiyear Project)</u> Objective: Fully Implement LaserFiche throughout the organization. Phase I Objective: Determine what the initial function and application needs to be for the HR Department. Set up new repository structure and move documents into new filing system. Phase I Deadline: August 31, 2016 Budget: Project Manager:</p>							

MONTGOMERY COUNTY HOSPITAL DISTRICT BOARD REPORT
Organizational Projects

DATE: October 24, 2017					 Task/Project on Schedule	 Task/ Project in Danger of Not Meeting	 Task/Project Not Meeting Schedule
Project		Progress			Evaluation		
<p>Project: <u>EMS Deployment</u></p> <p>Objective: Evaluate current deployment program to determine the most effective and efficient deployment program.</p> <p>Initial Deadline: December 31, 2016</p> <p>Secondary Deadline: September 30, 2017</p> <p>Budget:</p> <p>Project Manager: Jared Cospers/ Matt Walkup</p>		Sept	Oct	Nov	<p>The Business Analysis Unit is developing accurate and powerful reports that will allow the Deployment Committee to make informed decisions. The Deployment Committee met early October, and will meet one additional time to finalize deployment for CY 2018. For the first time, MCHD used seasonalized demand analysis to more accurately staff on what are our historically busy days and busiest months of the year.</p>		
							
<p>Project: <u>Effectiveness of Current EMS Shifts</u></p> <p>Objective: Review current shift structure to determine the appropriate shifts to fulfill our mission and minimize burnout/fatigue.</p> <p>Initial Deadline: December 31, 2016</p> <p>Secondary Deadline: September 30, 2017</p> <p>Budget:</p> <p>Project Manager: Jared Cospers/ Matt Walkup</p>		Sept	Oct	Nov			
							
<p>Project: <u>EMS Transfer Service</u></p> <p>Objective: Provide quality transfer service.</p> <p>Initial Deadline: January 1, 2018</p> <p>Budget: Unbudgeted for FY17</p> <p>Project Manager: Jared Cospers</p>		Sept	Oct	Nov	<p>Currently Conroe Regional and Houston Methodist The Woodlands hospitals are using this service. Call volume continues to increase as does interest in the service.</p>		
							
<p>Project: <u>Paycom Implementation</u></p> <p>Objective: Implement HRIS and Payroll System</p> <p>Phase I Objective: Implement Time Capture and Payroll</p> <p>Phase I Deadline: December 1</p> <p>Budget: \$24,218</p> <p>Project Manager: Brett Allen</p>		Sept	Oct	Nov			
							
		New Project					



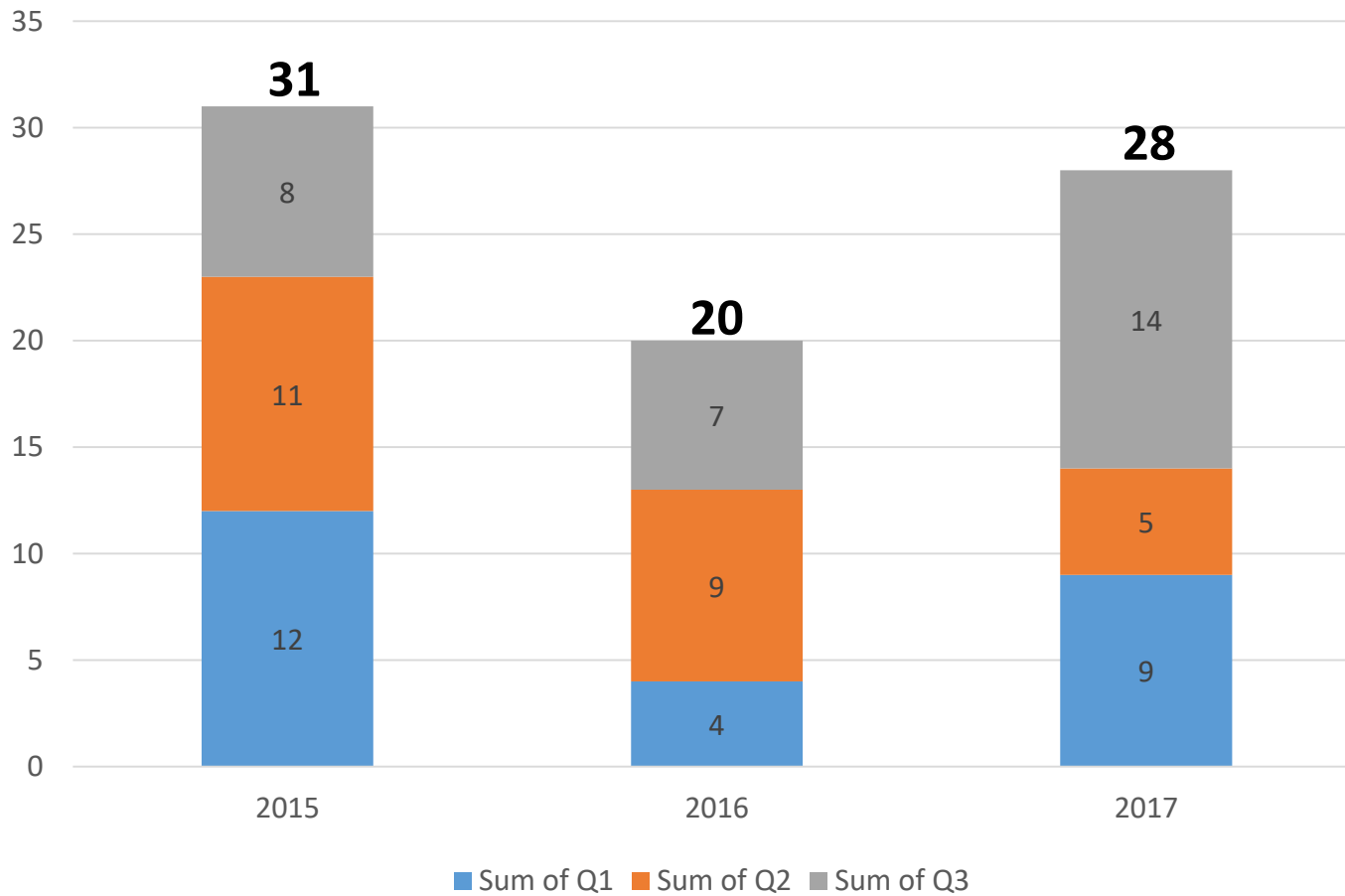
Turnover Report

1/1/2017 – 09/30/2017

Human Resources
October 2017

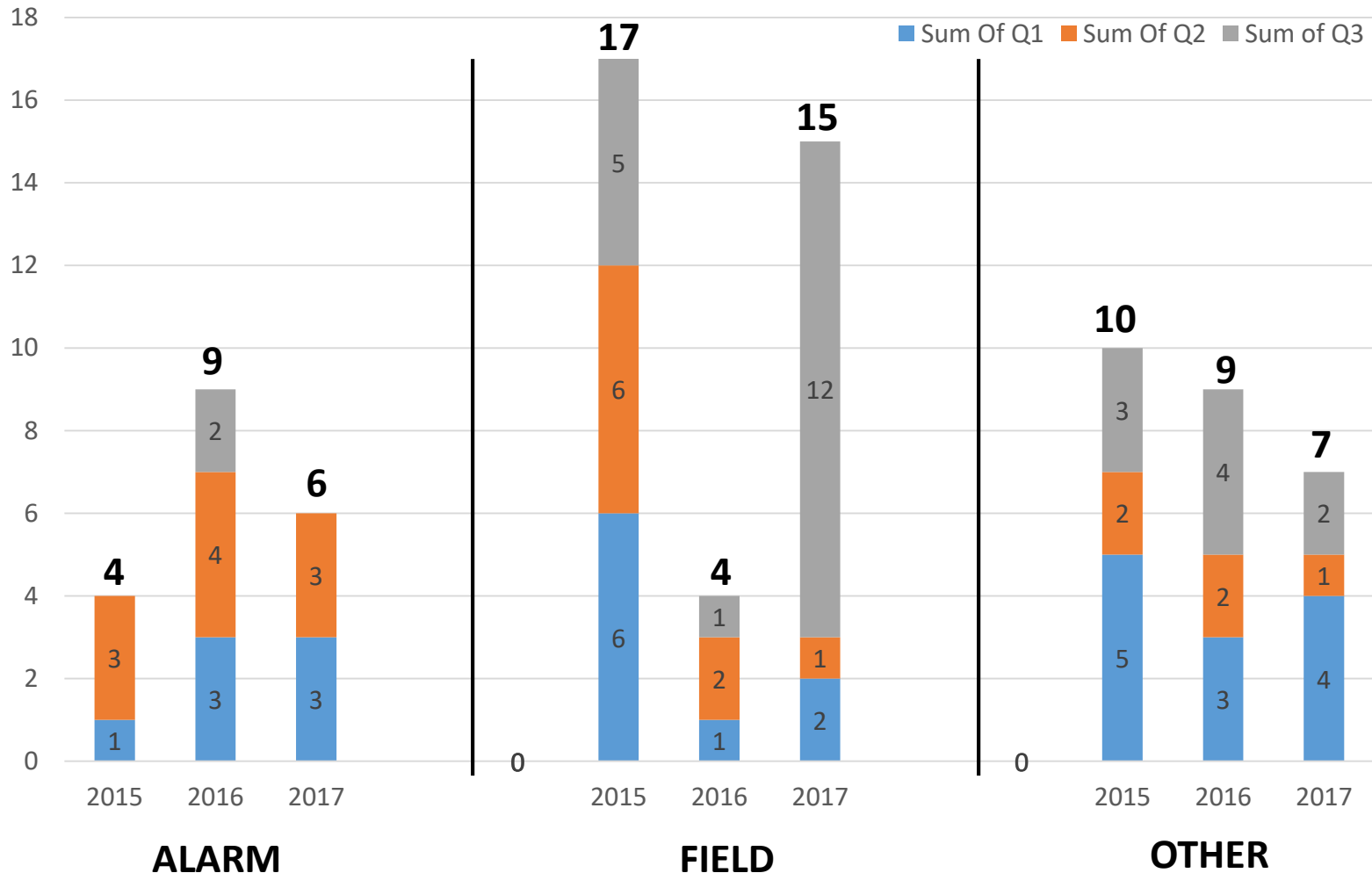


1/1 – 9/30 TURNOVER REPORT



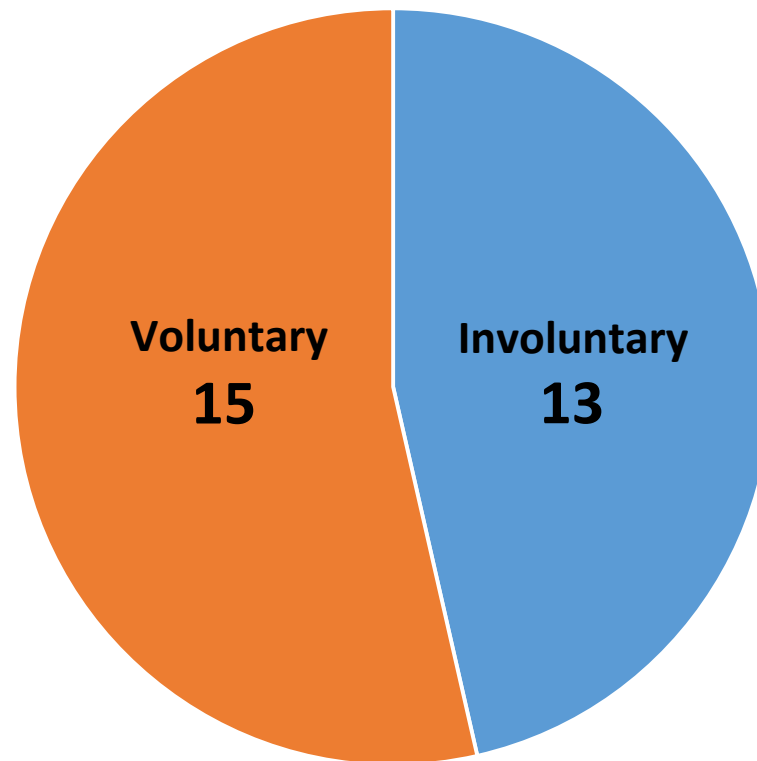


1/1 – 9/30 TURNOVER BY DEPARTMENT



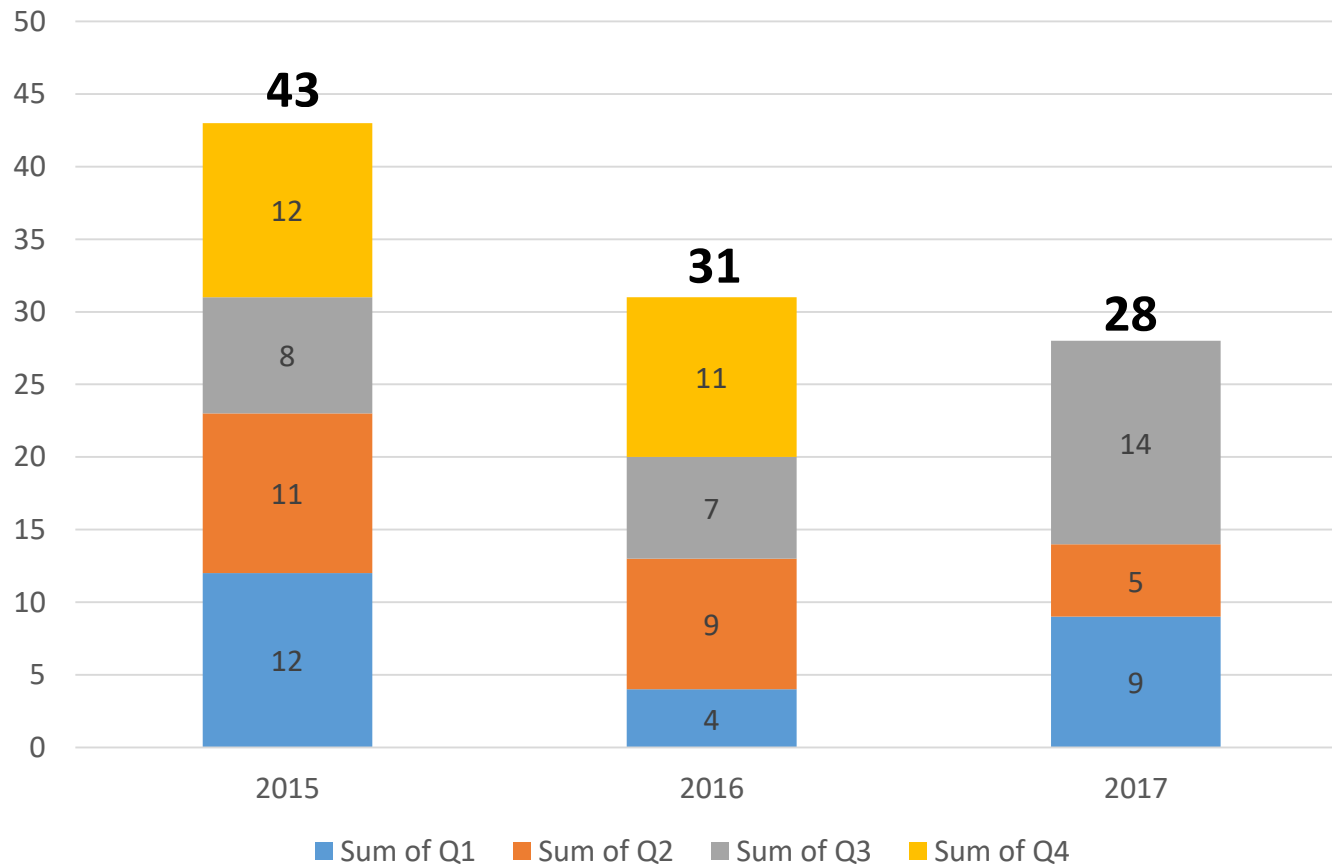


1/1 - 9/30 Voluntary VS Involuntary Turnover





Quarterly Turnover



Agenda Item # 10



We Make a Difference!

To: Board of Directors

From: Randy Johnson, CEO

Date: October 24, 2017

Re: November/December Board Meeting Dates

Consider and act on the November and December, 2017 MCHD Regular Board of Directors meeting dates and times. (Mr. Fawn, Chairman – MCHD Board)

November 2017

	Sunday	Monday	Tuesday	Wednesday	Thursday	Friday	Saturday
				1	2	3	4
	5	6	7	8	9 PUBLIC Health BOD Meeting	10 Veterans Day – MCHD Holiday	11
	12 EMS Triple AAA Conference	13 EMS Triple AAA Conference	14 EMS Triple AAA Conference	15	16	17	18
	19	20 EMS Conference	21 EMS Conference	22	23 Thanksgiving MCHD Holiday	24 MCHD Holiday	25
	26	27	28 4 th Tuesday – MCHD BOD	29	30		

December 2017

	Sunday	Monday	Tuesday	Wednesday	Thursday	Friday	Saturday
						1	2
	3	4	5 Staff's recommendation Combine November/December BOD Meeting	6	7	8	9
	10	11	12	13	14	15	16
	17	18	19	20	21	22 MCHD Holiday	23
	24	25 Christmas MCHD Holiday	26 MCHD Holiday 4 th Tuesday – MCHD BOD	27	28	29 MCHD Holiday	30
	31	1 New Year's MCHD Holiday					

Agenda Item # 11



To: Board of Directors

From: Jared Cosper

Date: October 24, 2017

RE: EMS Report

Executive Summary

- Final preparations are being made for 2018 deployment and shift bid. The deployment committee used not only historical demand data, but also reviewed areas with the greatest opportunity for response time compliance. Additionally, historical demand was analyzed for seasonality trends which aided the group in making decisions that will likely have a very positive impact in response times and mitigate fatigue concerns on historically busy days.
- The last planned phase of new employee testing will take place in late October. We will also re-classify existing part-time staff as PRN. We hope to hire approximately ten part-time employees to help staff weekend shifts (Friday, Saturday, and Sunday). While we have made great strides in reducing the frequency of vacancies affecting operations, weekends remain challenging.
- System demand has remained high, the added resources budgeted for January will be a welcomed addition to handle the increased volume.
- Annual response data from 2013 to current has been forecasted through 2018. We expect to see over 67,000 responses for CY 2018.

ALARM Summary

- The Tritech CAD system redesign into a single system is complete. There are a few remaining improvements that are being made to ensure users are satisfied with the project. We will meet with FireCom next week to discuss next steps on the project.
- The recently hired staff are progressing well in their training. The staff have done a great job helping train their newest peers and we are pleased to have them in the organization.

Business Analysis Unit Summary

- With the help of the BAU the first phase of field staff annual evaluations are complete. We will review the final product with the EMS Supervisors group before final approval. Feedback from the EMS Supervisors on this phase will be noted and improvements made before we begin the second phase of evaluations.
- The Fatigue Risk Management System has been live for some time, and has received favorable feedback from staff.
- BAU aided Accounting in completing required ICS forms for Hurricane Harvey reimbursement by linking historic hours worked from Crew Scheduler and generating automated reports that were user friendly for staff to sign remotely. This process saved countless hours over manual paper forms.

- Working with the deployment committee to ensure the group is able to make the most informed decisions possible for 2018 scheduling and deployment.

Department of Clinical Services Summary

- Continuing Education will be held during the week of the October Board of Directors meeting along with annual compliance training. New SDO's will be presented including hyperkalemia and excited delirium, as well as a 2017 Year in Review.
- Andy Adams has been selected to replace Coty Aiken as our Stroke and Trauma Coordinator. We welcome Andy and would like to recognize the fantastic work Coty Aiken did to improve the continuity of care between MCHD and our hospital partners. In addition to leading the region in stroke care initiatives, Coty developed an industry leading trauma case review that remains well attended by our EMS and first responder partners, as well as the emergency physicians, surgeons, and in some cases the medical examiners who cared for these patients. Coty will be returning to the field looking to advance his career in EMS Operations.
- As you may recall we transitioned from rapid sequence intubation to delayed sequence intubation some time ago, and are very proud of the patient safety improvements this has brought about. In summary, our first attempt success rate for intubation is now at 93% with delayed sequence intubation compared to 78% with rapid sequence intubation. Additionally, desaturation episodes where patient oxygen levels fall during the procedure fell from 18% to only 8% - both remarkable achievements for patient safety.
- Levophed (a medication used to treat low blood pressure), was added after last CE and has been administered safely to eight patients in the past quarter. The medication has worked very well as have the Alaris IV pumps we purchased. Of note, the previous IV pumps were just recalled again by the manufacturer. Staff reactions have been favorable, using the same devices as local hospital partners, which again improves patient safety with minimizing equipment variation in the local medical community.
- Two save reunions were held 10/18/2017 and 10/20/2017.

EMS Director Capital Projects:

Fleet:

- Annual remounts are scheduled throughout the year as budgeted. The exact duration of each remount depends on the complexity of the project but all will be completed during the 2018 fiscal cycle.
 - The Projected dates for each remount are:

Frazer Unit #	Drop off	Pick up
X-1199	10/13/17	12/20/17
X-1200	12/20/17	02/15/18
New Unit	02/01/18	04/05/18
X-1202	04/10/18	06/14/18
X-1203	06/20/18	08/23/18
X-1204	09/04/18	11/08/18

Fleet Capital Projects - Cont.

- New Ambulance Purchases – one previously approved ambulance is under construction now, and will be complete by December 1, 2017. A second new ambulance is being requested at the October meeting in lieu of remounting one of the used ambulance that was purchased. If approved, this unit will feature the hybrid battery system (no generator) and will be complete by May 1, 2018.
- Mobile Column Lift – to Board for approval 10/24/2017.

EMS Operations:

- Opticom – in FY18 budget for October purchase, vendor will complete installs by April 1, 2018.

Business Analysis Unit:

- Mobile Data Computers – RFP will be submitted by Dec 1. Contract Awarded 1/23/2017, Installs completed by 6/1/2018.



Dispatched Incident Review - Last Month

(9/1/2017 to 9/30/2017)

Dispatched

Incidents	4,544
Responses	5,520

On Scene

Incidents	4,128
Responses	4,493

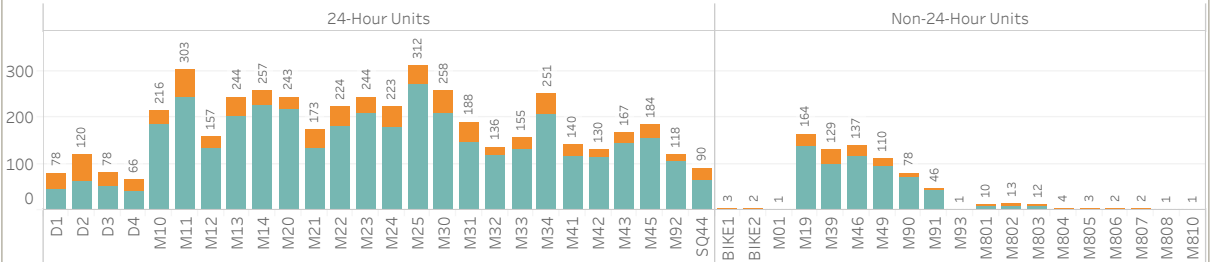
Transported

Incidents	3,064
Responses	3,101

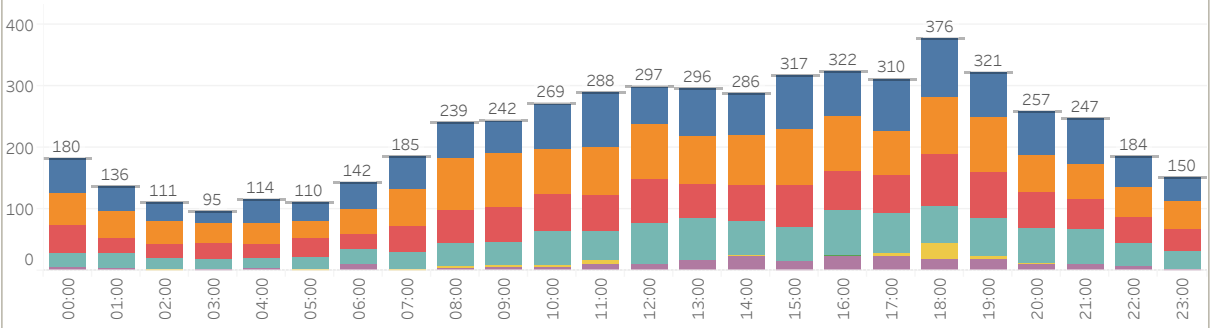
Incident Types

Transfer	458
MVC	455
Other/Unkn..	445
Fall	442
Sick Person	394
Diff. Breath..	298
Unconscious	281
Chest Pain	267
Psychiatric	236
Seizures	160
Abd. Pain	137
Stroke	132
Assault	121
Overdose	103
Traumatic I..	103
Hemorrhage	99
Diabetic	75
Cardiac Arr..	63
Back Pain	47
Heart Probl..	42
Allergic Rxn..	36
Headache	26
Choking	19
Pregnancy	18
Environme..	17
Penetratin..	10
Animal Bites	8
Burns	8
Hazmat	7
Drowning	3
Eye Proble..	3
Electrocuti..	2
Inaccessibl..	2

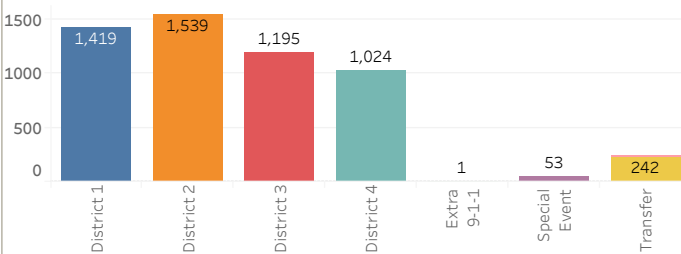
Unit Responses



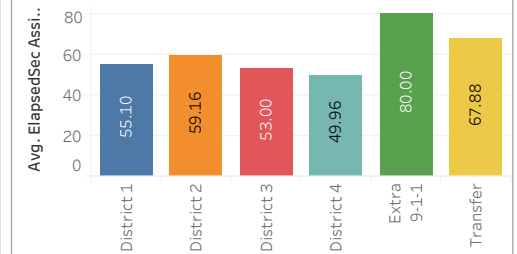
Responses by Hour of Day



Number of District Responses



Average Chute Times (seconds)





Dispatched Incident Review Definitions

General Definitions

Incident: A call for service.

Response: A per unit response to an incident.

An MVA with 3 units will be 1 incident and 3 responses. A chest pain call with just one unit will be 1 incident and 1 response.

Hour of Day: Hours are the beginning of the hour. I.e. 00:00 is 00:00:00 to 00:59:59. This is based on the time the call was received. The colors on this chart match the district colors on the charts below it.

Special Districts

Extra 9-1-1: Medic units set up as overflow/special circumstances (Medic 01-09). These are used for field days, stretcher maintenance, or very busy times.

Special Event: Medic units for dedicated special event coverage (Medic 801-809).

Transfer: Medic units used for the transfer service (Medic 90-M99)

The **Interfacility** incident type includes BOTH transfer trucks and 9-1-1 trucks.

24-Hour Units

These units provide coverage for 24-hours a day. This includes peak trucks that are 12-hour shifts but provide 24-hour coverage (M11 and M20).

Non-24-Hour Units

M01-M09: These are special trucks (see Extra 9-1-1 in Special Districts) that are put up for a short period of time (i.e. during field day or maintenance days where many trucks may be called into for the event, extra trucks are staffed to help provide coverage).

M19: 10.5 hour / 14 hour: Mon-Thur 1100-2130, Fri-Sun 1100-0100

M39: 12 hour: 1000-2200

M46: 12 hour: 1200-0000

M49: 12 hour: 1000-2200

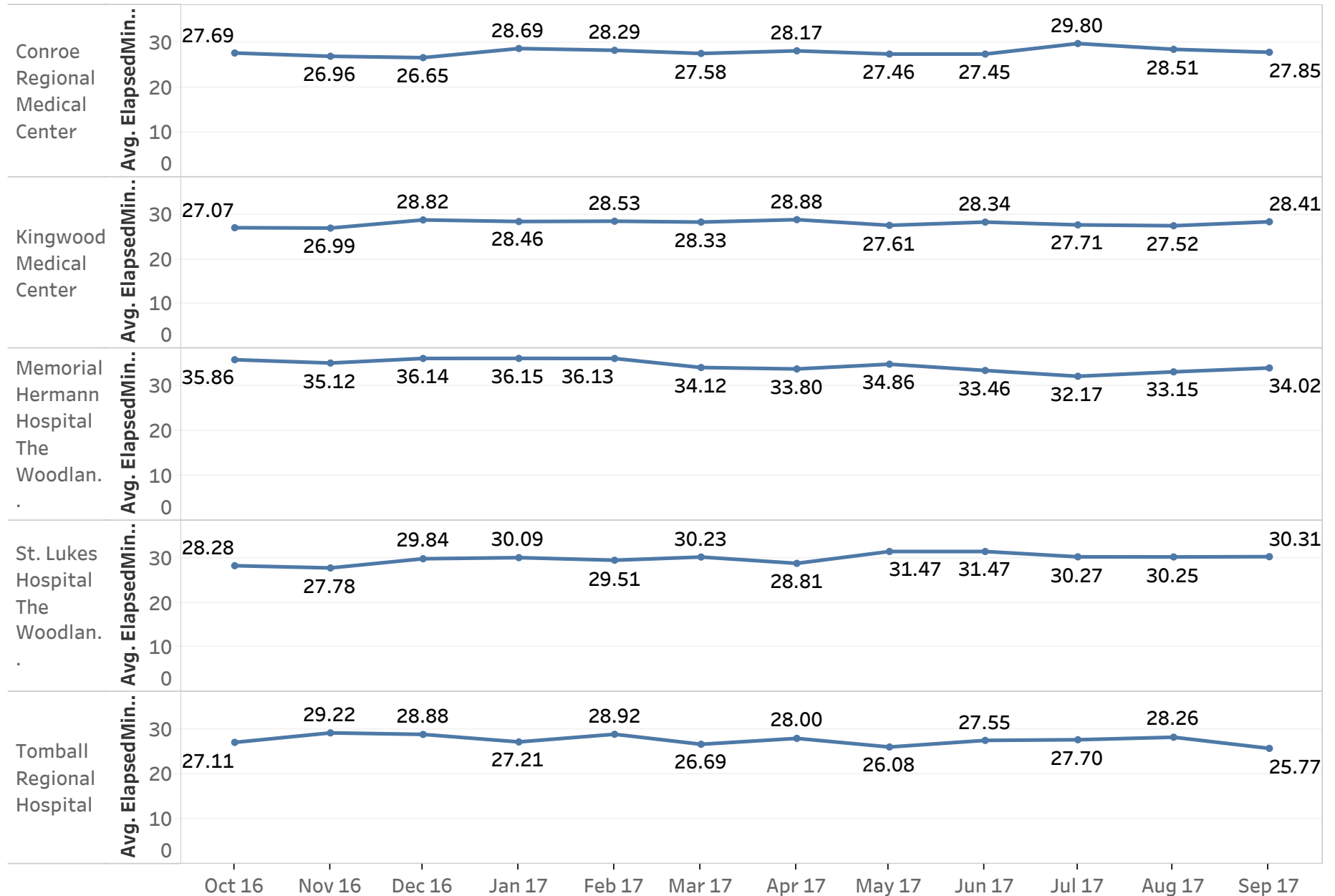
M90: 14 hour: 0800-2200

M91: 8 hour: Mon-Fri 1200-2000 (No coverage Sat/Sun)

M99: Special transfer truck put up for short periods of time during transfer high volume times



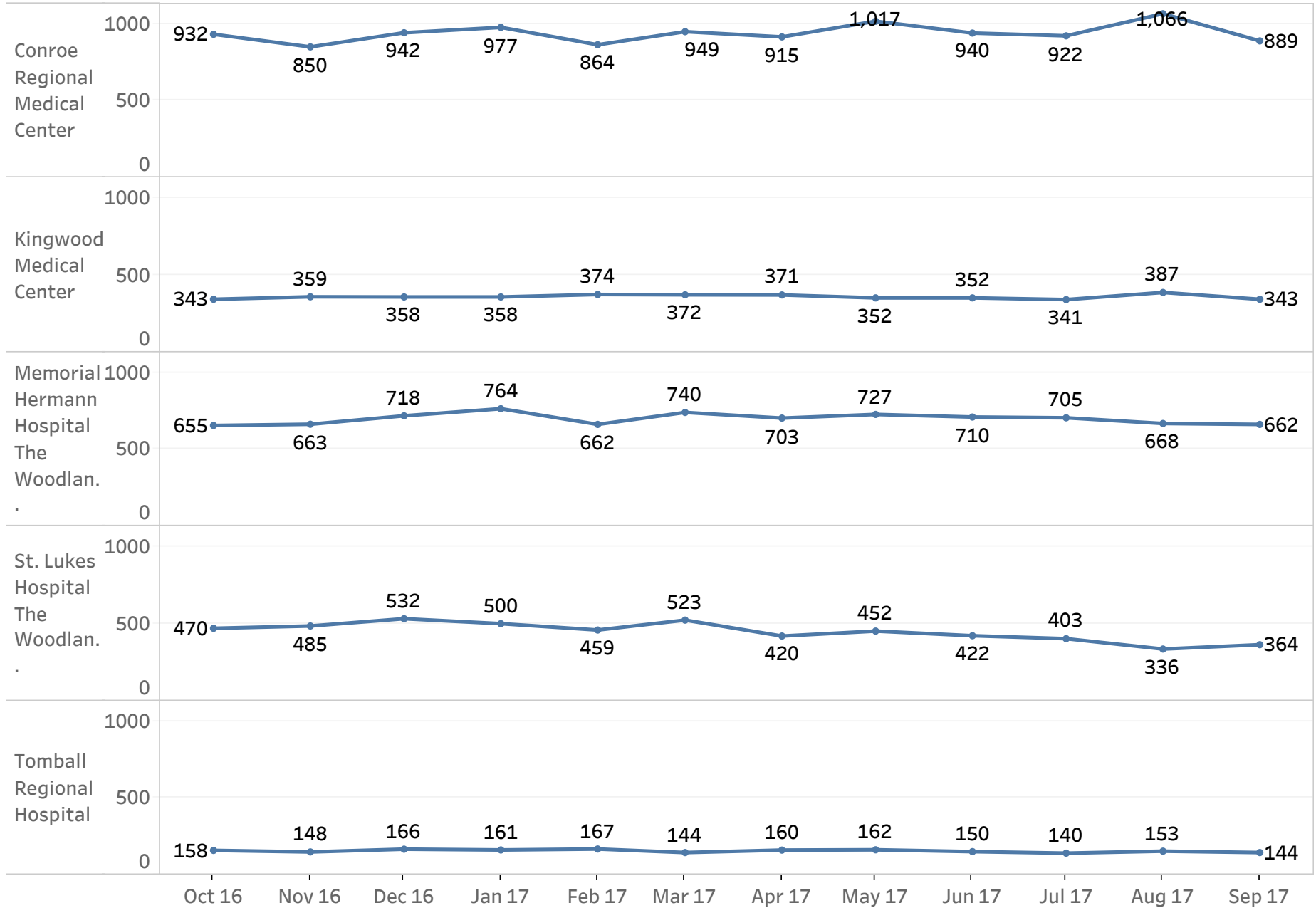
Average Hospital Turn Around Times



Turn Around times are the time from the unit arrives at the hospital until the time that the unit leaves the hospital. Times shown are in minutes.



Hospital Transport Counts



Fleet Summary 2016-17

Mileage	Ambulance	Supervisor/Squad	CommandStaff	Other	MonthlyTotal	WeeklyTotal
September 2017	106,113	9,779	4,210	16,013	136,115	34,029
August 2017	117,824	11,583	5,491	16,875	151,773	37,943
July 2017	101,469	12,148	3,138	13,487	130,242	32,561
June 2017	78,754	9,486	1,866	10,988	101,094	25,274
May 2017	131,588	16,615	2,990	18,339	169,532	42,383
April 2017	104,842	12,348	2,713	13,514	133,417	33,354
March 2017	105,190	13,531	3,247	13,481	135,449	33,862
February 2017	101,049	13,112	3,804	13,805	131,770	32,943
January 2017	120,793	14,836	3,295	16,462	155,386	38,847
December 2016	102,957	11,250	2,303	12,298	128,808	32,202
November 2016	92,392	10,845	2,451	13,323	119,011	29,753
October 2016	115,017	13,907	3,384	18,689	150,997	37,749
Total	1,277,988	149,440	38,892	177,274	1,643,594	
Average	106,499	12,453	3,241	14,773	136,966	34,242
Annualized Amounts					1,643,594	

Accidents	MCHD-Fault		MCHD Non-Fault		GRAND TOTAL
	Non-injury	Injury	Non-injury	Injury	
September 2017	2		2		4
August 2017			1		1
July 2017	2				2
June 2017	4				4
May 2017	2				2
April 2017	2		2		4
March 2017	3		1		4
February 2017	4				4
January 2017	2				2
December 2016	2				2
November 2016	3		1		4
October 2016	2		2		4
Total	28	0	9	0	37
Per 100,000 Miles	1.70	-	0.55	-	2.25
Service Interruptions	Count	Per 100K mlles			
September 2017	5	3.67			
August 2017	3	1.98			
July 2017	5	3.84			
June 2017	2	1.98			
May 2017	5	2.95			
April 2017	3	2.25			
March 2017	2	1.48			
February 2017	3	2.28			
January 2017	3	1.93			
December 2016	3	2.33			
November 2016	2	1.68			
October 2016	2	1.32			
Total	36	2.19			

Agenda Item # 12



We Make a Difference!

To: Board of Directors

From: Jared Cosper, EMS Director

Date: October 24, 2017

Re: **Frazer Type 1 12' Hybrid Powered Ambulance**

Consider and act on purchase one additional ambulance with trade-in of used San Antonio ambulance (Mr. Bagley, Chair – EMS Committee)

Fiscal Impact: Nominal

Yes No N/A

☒ ☐ ☐ Budgeted item?

☒ ☒ ☐ Within budget?

☐ ☐ ☒ Renewal contract?

☐ ☐ ☒ Special request?

Note The remount of the used San Antonio ambulance was expected to cost \$94,000.

The included quote from Frazer reflects the actual cost of it is worth given its age. as a result of the unit needing more intensive repairs than the total budgeted amount of \$564,000 for ambulance remounts will not be exceeded for 2018 budget, adjusting the quantity from 6 remounts and 1 new ambulance to 5 remounts and 2 new Frazer ambulances.

Remount of Used San Antonio Ambulance

MCHD X-1155 (F-1155/X-631)
Book by Kasey Gillum



August 20, 2017

Wayde Sullivan
Montgomery County Hospital District
E-mail: wsullivan@mchd-tx.org

Quote # 464A

Mr. Sullivan,

Per your request we are quoting remounting and refurbishing your Frazer Type I 12'4" taller Generator Powered Module X-1199 (E-1960) onto a 2017 Dodge Ram 4500 Single Cab 6.7L diesel chassis 84"CA (customer provided) - Dodge White PW7 with a LiquidSpring suspension system. For your convenience all pricing has been itemized below.

Frazer Type I 12'4" taller Generator Powered Module X-1199 (E-1960)

2017 Dodge Ram 4500 Single Cab 6.7L diesel chassis 84"CA (customer provided) - Dodge White PW7 \$ N/C

Preinstalled customer provided ArcRite running boards

LiquidSpring suspension system \$ 10,500.00

Note - tie in to stud in console instead of VSIM

Heat shielding for diesel chassis	\$ 1,500.00
Remount of Module (see Incl. Items below)	\$ 18,000.00
Chassis Exterior Upgrades	\$ 2,500.00
Chassis Interior Upgrades	\$ 600.00
Module Exterior Upgrades	\$ 56,300.00
Module Interior Upgrades	\$ 38,250.00
Total	\$ 127,650.00

Items included in above total:

Chassis Exterior Upgrades:

- | | |
|--|-----------|
| 1 . Items included in remount fee: | \$ incl. |
| a) Furnish & install black Ranch Hand grille guard | |
| b) (2) Whelen M4 grille lights w/ clear lenses | \$ 100.00 |
| Layout: red/blue, red/blue | |
| c) (2) Whelen M4 intersects w/ clear lenses | \$ 100.00 |
| Layout: clear/red, red/clear | |
| d) (2) Whelen 315P speakers | |

Purchase of New 12' Hybrid Unit (No generator)



October 13, 2017

Jared Cospers
Montgomery County Hospital District
Email: jcosper@mchd-tx.org

Quote # 611A

Mr. Cospers,

Per your request we are quoting (1) Frazer Type I 12' Generator Powered Module mounted on a 2017/2018 Dodge 4500 6.7L diesel chassis - customer provided with a LiquidSpring suspension. For your convenience all pricing has been itemized below.

Frazer Type I 12' Generator Powered Module	\$ 97,900.00
2017/2018 Dodge 4500 6.7L diesel chassis - customer provided	\$ N/C
LiquidSpring suspension	\$ 10,500.00
Heat shielding for diesel chassis	\$ 1,500.00
Chassis Exterior	\$ 2,500.00
Chassis Interior	\$ 1,550.00
Module Exterior	\$ 18,550.00
Module Interior	\$ 9,100.00
Oxygen regulator - shipped loose	\$ 200.00
Provide Frazer MSO/MCO in delivery book	\$ 50.00
This is a CAAS unit	\$ N/C
Subtotal	\$ 141,850.00
MEPS hybrid generator & battery system	\$ 21,000.00
Loyal customer discount	\$ -10,500.00
Trade-in of San Antonio box E-1960 (value is dependent upon Onan, A/C & Exterior Lights installed)	\$ -15,000.00
Total	\$ 137,350.00

Terms and Conditions

- 1 . This quote is valid for 90 days.
- 2 . All pricing is F.O.B. Houston.
- 3 . Please make your purchase order out to Frazer, Ltd. (7219 Rampart Houston, TX 77081). Please email a copy of your purchase order and this quote to Adam Fischer at sales@frazerbilt.com.
- 4 . Please note, payment for the entire purchase is due upon receipt and acceptance of completed unit.
- 5 . To minimize delays, customer provided items should be present prior to unit production start.
- 6 . Frazer will provide a weight slip with accompanying scale calibration certification. Your local vehicle registration office may require a state certified weight slip for registration. Should that be the case, you will need to weigh the vehicle at a local weigh station that provides a weight slip with the department of agriculture seal prior to registration.
- 7 . *Striping and lettering pricing may be adjusted based on the company's scheme. Striping and lettering pricing includes two hours' design time in the base price. Additional design time for more extensive graphics and/or multiple changes is quoted at \$100/hour.

Thank you for the opportunity to quote this job. If you have any questions please call me at 888-372-9371.

Agenda Item # 13



To: Board of Directors

From: Eric Baldwin

Date: October 24, 2017

Re: Oxygen Cylinders

Consider and act on staff's recommendation for purchase of oxygen cylinders. (Mr. Cole, Chair – PADCOM Committee)

Medical Oxygen Cylinders	PRODUCT ID	Price	Qty.	Total
M122 Cylinders	N/A	\$158.80	185	\$29,378.00
1E Cylinders	N/A	\$52.40	100	\$5,240.00
Please see attachment for quote				
		TOTAL		\$34,618.00

We would like to move forward with the purchase of the Medical Oxygen Cylinders, we received 4 RFQ's with Conroe Welding being the best value we will be able to purchase 185 M122 cylinders and 100 E cylinders and come in under budget by \$400.00. This action will also save the District \$25,000.00 annually in rental fees.

Fiscal Impact: Nominal

Yes No N/A

☒ ☐ ☐ Budgeted item?

☒ ☐ ☐ Within budget?

☒ ☐ ☐ Renewal contract?

☐ ☒ ☐ Special request?

Conroe Welding Supply

E CYLINDERS WILL BE 52.40 EA

122 CYLINDERS WILL BE 158.80 EA

Stamped:

MCHD CONROE TX

Best Regards,

-Ricky Morton

(936) 788-4011

Agenda Item # 14



To: Board of Directors

From: Eric Baldwin

Date: October 24, 2017

Re: Equipment for ambulance 50 and purchase of One POWER-PRO XT cot only for ambulances 51 and 52

Consider and act on the purchase of equipment for ambulance 50 and purchase of POWER-PRO XT cot only for ambulances 51 and 52. (Mr. Cole, Chair – PADCOM Committee)

1 New ambulance purchased and will require the following \$87,546.72 of equipment to stock the ambulances.

ITEMS TO BE PURCHASED FOR SHOP 50	PRODUCT ID	Price	Qty.	Total
X SERIES MANUAL MONITOR/DEFIBRILLATOR	601-222141101	\$31,381.40	1	\$31,381.40
SPO2 RAINBOW REUSABLE PATIENT CABLE	8000-0330	\$221.25	1	\$221.25
SPO2 LNCS ADULT REUSABLE SENSOR	8000-0294	\$221.25	1	\$221.25
SIX HOUR RECHARGEABLE SMART BATTERY	8000-0580-01	\$405.90	2	\$811.80
POWER-PRO XT	650600000	\$17,000.00	1	\$17,000.00
POWER LOAD	6390000000	\$21,000.00	1	\$21,000.00
STAIR-PRO MODEL 6252	6252000000	\$3,133.52	1	\$3,133.52
NITRONOX KIT	4999608	\$3,750.00	1	\$3,750.00
E700 TRANSPORT VENTILATOR	7001687	\$5,625.00	1	\$5,625.00
E700 TRANSPORT VENTILATOR CASE	01CV7039	\$75.00	1	\$75.00
MOUNTING BRACKET	7001688	\$277.50	1	\$277.50
ALARIS 8015 PCU		\$1,200.00	1	\$1,200.00
GUARDRAILS SAFETY SOFTWARE LICENSE		\$950.00	1	\$950.00
ALARIS 8100 PUMP MODULE		\$700.00	2	\$1,400.00
GUARDRAILS SAFETY SOFTWARE LICENSE		\$250.00	2	\$500.00
		TOTAL		\$87,546.72

Purchasing two demo Power-PRO XT Cots for Shops 51 & 52 at the cost of \$15,975.00 x 2 = \$31,950.00, with a saving of \$2,050.00 to the District.

Fiscal Impact: Moderate

Yes No N/A

☒ ☐ ☐ Budgeted item?

☒ ☐ ☐ Within budget?

☐ ☐ ☒ Renewal contract?

☐ ☒ ☐ Special request?

Agenda Item # 15



To: Board of Directors

From: Jared Cospers, EMS Director

Date: October 24, 2017

Re: Opticoms

Consider and act on the purchase and installation of Opticoms. (Mr. Bagley, Chair – EMS Committee)

Fiscal Impact: Nominal

Yes	No	N/A	
<input checked="" type="checkbox"/>	<input type="checkbox"/>	<input type="checkbox"/>	Budgeted item?
<input checked="" type="checkbox"/>	<input type="checkbox"/>	<input type="checkbox"/>	Within budget?
<input type="checkbox"/>	<input type="checkbox"/>	<input checked="" type="checkbox"/>	Renewal contract?
<input type="checkbox"/>	<input type="checkbox"/>	<input checked="" type="checkbox"/>	Special request?

Name **Jared Cosper**
 Agency **Montgomery Co. Hospital District**
 Address **1400 S. Loop 336 West**
 City State Zip **Conroe, TX 77304**
 Phone Number(s) **936-537-0125**
 Email Address jcosper@mchd-tx.org



MH1730
10/16/2017
 8:58:41 PM
 Mike Hancock
 281-352-5417
mhancock@ctc-traffic.com

CTC Part Number	Description	Qty	Unit Price	Total Price
110610-MM	Model 764 Multimode Phase Selector	15	\$ 2,751.00	\$ 41,265.00
110603-MM	Model 768 Auxiliary Panel	18	\$ 320.00	\$ 5,760.00
110611	3100 GPS Radio Unit (Mast Mount)	15	\$ 2,695.00	\$ 40,425.00
110605A	GPS Cable 500 Ft Roll (Per Ft.)	4,500	\$ 0.77	\$ 3,465.00
N/A	Mast Arm Mount (GPS)	18	\$ 81.00	\$ 1,458.00
100201	Model 380 Card Rack	18	\$ 168.00	\$ 3,024.00
CTCINSTALL	GPS Opticom Intersection 5 hours \$230 per hour	18	\$ 1,150.00	\$ 20,700.00
CTCINSTALL	Driving Time One Man and Pickup Truck	18	\$ 115.00	\$ 2,070.00
CTCINSTALL	Second Man (Include Both Drive and On Site time)	18	\$ 75.00	\$ 1,350.00
CTCINSTALL	Bucket Truck Upcharge (Include Both Drive and On Site Time)	18	\$ 40.00	\$ 720.00
Total Before Tax				\$ 120,237.00
Sales Tax (if applicable)				0.00% \$ -
Shipping				
Grand Total				\$ 120,237.00

Notes

ADD (3) 764 Phase Selectors and (3) 3100 Radio Units NO CHARGE GTT
 Buy 5 Get 1 Free Promotion

Agenda Item # 16



To: Board of Directors
From: Wayde Sullivan, Fleet Manager
Date: October 24, 2017
Re: Purchase of mobile column lift

16. Consider and act on purchase of one mobile column lift from JAM Equipment Sales (HGAC)

We made the decision a couple of years ago to use the Liquid Spring suspension in place of the Reyco-Granning air suspension. The Liquid Spring suspension uses hydraulics instead of air and is a much better system. Suspension issues/failures have been drastically reduced. The only issue with the Liquid Spring system is that the truck cannot be raised with a two-post lift, due to the position of the components. We currently have 18 trucks with the Liquid Spring system and will add seven more this fiscal year. Right now, that is two trucks shy of half the fleet. Currently, we have four, two-post lifts and two mobile column lifts. This last fiscal year we have had several instances in which we needed more of the column lifts to service the vehicles that were due. To clarify, the column lifts raise the vehicle by the wheels whereas the two-post lifts raise the vehicle by the frame. If we continue using the Liquid Spring system, which is currently the best solution available to us, we will need to replace two, two-post lifts with column lifts.

Fiscal Impact: Nominal

Yes	No	N/A	
<input checked="" type="checkbox"/>	<input type="checkbox"/>	<input type="checkbox"/>	Budgeted item?
<input checked="" type="checkbox"/>	<input type="checkbox"/>	<input type="checkbox"/>	Within budget?
<input type="checkbox"/>	<input type="checkbox"/>	<input checked="" type="checkbox"/>	Renewal contract?
<input type="checkbox"/>	<input type="checkbox"/>	<input checked="" type="checkbox"/>	Special request?



7010 Mykawa
Houston Tx. 77033
Main (713) 844-7748
Fax (713) 844-7717

Company Name: MONTGOMERY COUNTY HOSPITAL DISTRICT
Address: 1300 S LOOP 336
City: CONROE
State, Zip TX, 77304
Phone: 936-523-1102
E-mail: wsullivan@mchd-tx.org
Submitted To: WAYDE SULLIVAN
Project: ADD MACH
Date: 2/17/2017

LUKE SNEED
832-418-8448

Delivery Address
MONTGOMERY COUNTY HOSPITAL DISTRICT
1300 S LOOP 336
CONROE
TX, 77304

Page 1 of ____1____

#	Manufacturer	Part #	Description	Qty.	Selling Price	Extended
1	ROTARY	MCH413U1A00	13K 24V COLUMN LIFT WITH WIRELESS	4	\$5,889.58	\$23,558.32
2	ROTARY	RS13YL	13K JACK STAND	4	\$604.51	\$2,418.04
3	ROTARY	M140024	WIRELESS KIT SOLD PER COLUMN	4	\$1,685.06	\$6,740.26
4		LABOR	REMOVE EXISTING 2 POST LIFT	1	\$250.00	\$250.00
5		TRADE-IN	TRADE IN OF USED 2-POST LIFT	1	(\$1,250.00)	(\$1,250.00)
6						
7						
8						
9						
10						
11						
12						
13						
14						
15						
16						
17						
18						
19						
20						
21						
22						
23						
24						
25						
26						
27						
28						
29						
30						
31						
32						
33						
34						
35						
36						
37						
38						
39						
Pricing does not include electrical or air hookup unless specifically stated						

Terms:		Select	Initial	Special Notes: HGAC Contract #: FL03-17 Contract Period 2/30/19	Product Total	\$31,716.62
1	Cash				Shipping & Handling	\$1,520.19
2	Cashiers Check				Sub-Total	\$33,236.80
3	Credit Card				Tax	
4	Check (requires prior approval)				Total Quote	\$33,236.80
5	Net 30 (requires open account)				Deposit	
Price Effective Until: 10/2/2017 Or Until Manufacturer Price Increase					Total Remaining	\$33,236.80

* Finance pricing is subject to credit approval/subject to change and is provided by a JAM approved third party.

** Taxes, if applicable, are included in the below rates.

*** Below rates do not include a one time documentation fee of \$99.00

Finance Options:

Term	24 Month	36 Month	48 Month	60 Month
Monthly Payment	\$1,562.13	\$1,070.23	\$839.89	\$701.96

Quotation Accepted: _____ Title _____

J.A.M. Equipment Accepted: _____ Title _____

Agenda Item # 17

To: Board of Directors

From: Melissa Miller, COO

Date: October 24, 2017

Re: COO Report

FACILITIES:

- Station 34's budgeted expansion is scheduled to begin by November 1 and expected to be complete in June 2018. The crews are being housed upstairs at Station 34 during the renovations and can be moved to Station 30 as needed.
- Station 32's new water system is providing clean drinkable water to the station. On Saturday, Oct. 14 the float switch in the new tank became stuck causing water to be wasted and flooding due to tank overflow. I am so grateful to Mr. Grice for forwarding me the email Mr. Bagley sent him at 7:11 pm after his visit to Station 32 from 12:03 pm – 1:18 pm Saturday afternoon. I additionally thank Mr. Bagley for sending the email to Mr. Grice which got the ball rolling. I received Mr. Grice's email at 7:42 pm notifying me of the situation. Since no notification was made to facilities by phone, through alarm or resource ticket, this situation would have gone on indefinitely. Upon receiving Mr. Grice's email, facilities was notified at 7:43 pm. Facilities was on site, had the problem resolved and began clean-up before 8:49 pm, shortly over an hour between notification and repair. This highlights the importance of notifying support services of issues in a timely manner because if they don't know, they can't fix it. Luckily the delay in notification did not cause extensive damage to the station.
- 2 Transfer crews will move into Station 90 this week.
- The Lawn RFP posted Oct. 13. A recommendation based on the results will be made at the December Board meeting.
- FY 18 Major Projects at a glance:
 - Air conditioner for the MDF and room 250 (the suite on second floor without ac)
 - Paint interiors at Admin, the Service Center and Stations as needed
 - Re-stripe parking lots
 - New fence between Admin and our neighbors in Rivershire
 - Redundant UPS or UPS bypass (UPS is a single point of failure to power at Admin)
 - Lawn RFP complete by Dec. 2017
 - Housekeeping RFP in January

RADIO AND TOWERS:

- The Microwave RFP produced 3 respondents which were interviewed last week. A recommendation for the selected vendor will be made to the board in November.
- Work has begun on the RFP for the budget Telephone System and is expected to post on November 10 with proposals due December 18. A recommendation based on the results will be made at the January Board meeting. The planned project completion date is May 1, 2018.
- FY 18 Major Projects at a glance:
 - Microwave Project with Redundant Control Point projected completion - August 2018
 - Telephone System to projected completion- May 2018
 - Hospital BDA's at St. Luke's, Tomball and Memorial North East –July 2018

MATERIALS MANAGEMENT:

- Diane Sandel found a savings of \$2,050 by purchasing demo Powerload cots which carry the same equipment and warranty as a new cot. This is a separate agenda item for purchase.
- Eric Baldwin will present for approval the purchase of O2 tanks which will eliminate rental tanks providing a ROI in less than 2 years.
 - FY 18 Major Projects at a glance:
 - Replace rental O2 tanks by Jan. 2018
 - Supply RFP – April through July 2018

EMERGENCY MANAGEMENT:

- The Hurricane Harvey After-Action-Review was in progress as this report was written. An AAR summary will be presented to the board at the next meeting.

COMMUNITY PARAMEDICINE:

- Average daily patient census (September): 91
- Patient enrollments (on a target goal of 145): 174
- Clinical encounters (to date): 3739
- Resource contacts (non-medical contacts; rides, shelter, food, etc.) (to date): 2658
- The program year for 1115 Waiver activity ended September 30th. The CP program will have achieved all expected metrics and milestones for the reporting year and is beginning to align anticipated operational requirements for the next two years of a waiver renewal.

Agenda Item # 18



To: Board of Directors

From: Melissa Miller

Date: October 24, 2017

Re: Expanded Quarters at Station 34

Consider and act on the budgeted expansion of station 34 for \$225,000.00 with the first of two payments of \$112,500 to be paid November 1, 2017 and the final payment once the certificate of occupancy is obtained.

Fiscal Impact:

Yes No N/A

☒ ☐ ☐ Budgeted item?

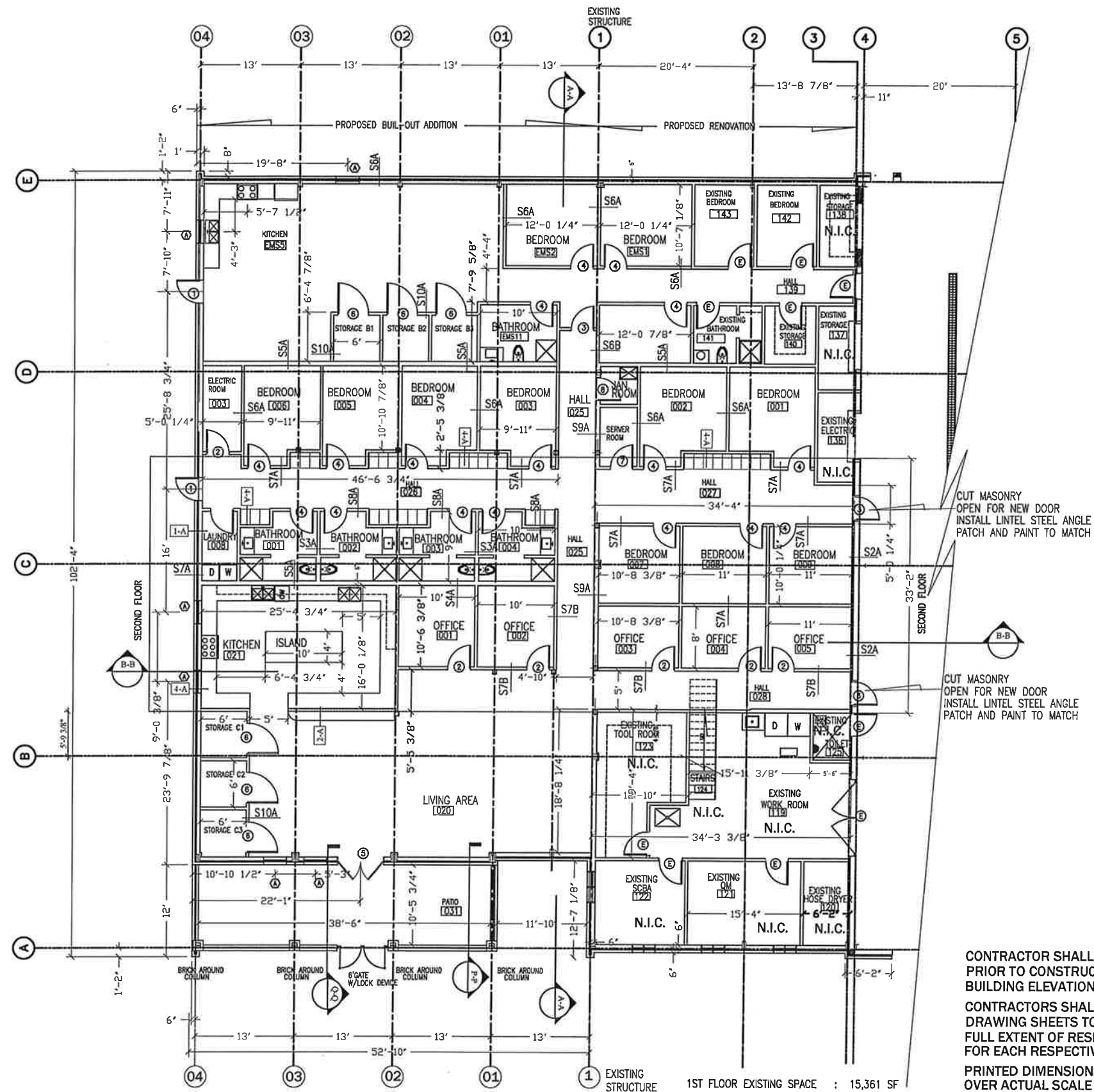
☒ ☐ ☐ Within budget?

☐ ☒ ☐ Renewal contract?

☐ ☒ ☐ Special request?

THIS DRAWING IS THE PROPERTY OF ENGINEERING & FACILITIES CONSULTING, INC. AND MAY NOT BE ALIEN, REPRODUCED, DISTRIBUTED AND/OR UTILIZED WITHOUT WRITTEN AUTHORIZATION.

19 Jun 2017 10:19 AM C:\p222
P:\VORIER FIRE STATION\FIRE STATION ADDITION\FINAL SET 6-19-17\FORIER FIRE STATION PROPOSED DRAWING FINAL SET 6-19-17.dwg



PROPOSED FIRST FLOOR PLAN

SCALE: 1/8"=1'-0"

NOTE: ALL DIMENSIONS ARE FROM FINISH TO FINISH DRYWALL UNLESS NOTED.
N.I.C. AREA NOT IN CONTRACT

1ST FLOOR EXISTING SPACE	: 15,361 SF
2ND FLOOR EXISTING SPACE	: 1,942 SF
1ST FLOOR PROPOSED SPACE	
ADDITION	: 5,355 SF
RENOVATION	: 2,117 SF
2ND FLOOR PROPOSED SPACE	
ADDITION	: 1,739 SF
TOTAL NEW BLDG AREA:	24,397 SF

CONTRACTOR SHALL VERIFY SLAB ELEVATION
PRIOR TO CONSTRUCTION AND ALL
BUILDING ELEVATIONS

CONTRACTORS SHALL SCRUTINIZE ALL
DRAWING SHEETS TO DETERMINE
FULL EXTENT OF RESPONSABILITIES
FOR EACH RESPECTIVE TRADE

PRINTED DIMENSIONS WILL RULE
OVER ACTUAL SCALE OR GRAPHICS

SAMPLES AND SHOP DRAWINGS TO
BE APPROVED BY ARCHITECT ENGINEER AND OWNER
PRIOR TO FABRICATION

PROJECT:

**The Proposed Addition & Renovation
to Fire Station 121**
23550 Loop 494
Porter, Texas 77365

OWNER:

Montgomery County ESD No. 6
23550 Loop 494
Porter, Texas 77365
Attn: Mr. Carter Johnson Fire Chief

ENGINEER:

Engineering & Facilities Consulting, Inc.
Firm Registration No. F-003940
8203 Willow Place Dr. South, Suite 405 - Houston, TX 77070
Ph: 281-894-2001; Fax: 281-894-2004
Contact: Richard H. Ghanem, PE, President
e-Mail: r.ghanem@efctr.com - Website: www.efctr.com



6/20/2017

Richard Ghanem

CONSULTANT:

NEL	REVISIONS	DATE	NAME

PROPOSED FIRST FLOOR PLAN

SURVEYOR:

SCALE:

DATE: 6/20/17

EFC PN: FAC-410-17

DESIGNED BY: LC

DRAWN BY: LC

CHECKED BY: RHG

SHEET NO. A4 OF 52

Agenda Item # 19



To: Board of Directors

From: Melissa Miller

Date: October 24, 2017

Re: Interlocal with Region 6 Education Service Center

Consider and act on the Interlocal Agreement with the Region 6 Education Service Center.

We are seeking approval to enter into an Interlocal agreement with the Region 6 Education Service Center to provide cooperative purchasing services through EPIC 6 for MCHD. Region 6 currently has 2 Montgomery County based contractors, a General Contractor and a Mechanical HVAC contractor which can provide job order contracting.

Fiscal Impact:

Yes	No	N/A	
<input type="checkbox"/>	<input type="checkbox"/>	<input type="checkbox"/>	Budgeted item?
<input type="checkbox"/>	<input type="checkbox"/>	<input type="checkbox"/>	Within budget?
<input type="checkbox"/>	<input checked="" type="checkbox"/>	<input type="checkbox"/>	Renewal contract?
<input type="checkbox"/>	<input checked="" type="checkbox"/>	<input type="checkbox"/>	Special request?

INTERLOCAL AGREEMENT
Region 6 Education Service Center (RESC 6)
TEXAS PUBLIC ENTITY OR LOCAL GOVERNMENT
(School, College, University, State, City, County, or Other Political Subdivision)

TEXAS PUBLIC ENTITY MEMBER

Control Number (EPIC 6 will Assign)
Schools enter County-District Number

Region 6 Education Service Center
3332 Montgomery Road, Huntsville, TX 77340

236 - 950
County-District Number

Texas Education Code §8.002 permits regional education service centers, at the direction of the Commissioner of Education, to provide services to assist school districts, colleges and universities in improving student performance and increasing the efficiency and effectiveness of school, college and university operations. In addition, authority is granted under Texas Government Code §§ 791.001 *et seq* as amended to enter into Interlocal agreements with said educational entities, as well as, other governmental entities and political subdivisions of Texas and other States. As authorized by applicable statutes and regulations, Cooperative Purchasing Services under this Agreement are extended to all Texas State, City or County Government Agencies, or any other Government Entity as defined in the Texas Government Code § 791.003.

This Interlocal Agreement (hereinafter the "Agreement") is effective _____ and shall be automatically renewed unless either party gives sixty (60) days prior written notice of non-renewal. This Agreement may be terminated without cause by either party upon (60) days prior written notice, or may also be determined for cause at anytime upon written notice stating the reason for and effective date of such terminations and after giving the affected party a thirty (30) day period to cure any breach.

Statement of Services to be Performed:

Region 6 Education Service Center, by this Agreement, agrees to provide cooperative purchasing services to the above-named public entity through a Program known as the EPIC 6 Purchasing Cooperative (EPIC 6).

The purpose of EPIC 6 shall be to obtain substantial savings for any participating School District, University, College, Community College, City, County or Other Public Agencies through cooperative purchasing.

Property Co-ownership:

There shall be no real or personal property acquisition or co-ownership resulting from this agreement.

Roles of the EPIC 6 Purchasing Cooperative:

1. Provide organizational and administrative structure of the Program.
2. Provide Administrative and Support Staff necessary for efficient operation of the EPIC 6.
3. Provide marketing of the EPIC to expand membership, awarded contracts and commodity categories, excluding purchases by school food authorities and transactions involving fund 240 and/or any other Child Nutrition funds provided by USDA or Texas Board of Agriculture.

4. Initiate and implement activities required for competitive bidding and vendor award process including posting, advertising, collecting proposals, scoring proposals, and awarding of vendor contracts.
5. Provide members with current awarded vendor contracts, instructions for obtaining quotes and ordering procedures.
6. Maintain filing system for all competitive bidding procedure requirements.
7. Provide Reports as requested.
8. Maintain active membership database for awarded vendors.
9. Provide EPIC 6 training to members and vendors upon request.
10. Collect fees to finance the operation of the cooperative from awarded vendors based on the sales through the cooperative's contracts with the end users.

Role of the Public Entity:

1. Commit to participate in the program by an authorized signature on membership forms and approval of the governing body where required (e.g. required in Texas)
2. Designate a Primary Contact and Secondary Contact for entity.
3. Commit to purchase products and services from EPIC 6 Vendors when in the best interest of the entity.
4. Submit copies of Purchase Orders and/or Vendor Contracts to the EPIC 6.
5. Accept shipments of products ordered from Awarded Vendors.
6. Process Payments to Awarded Vendors in a timely manner and according to Texas Law and contract agreement.
7. Include EPIC 6 and appropriate contract number on you purchase order and/or contracts in which you utilize an EPIC 6 contract.

General Provisions:

The Parties agree to comply fully with all applicable federal, state, and local statutes, ordinances, rules, and regulations in connection with the programs contemplated under this Agreement. This Agreement is subject to all applicable present and future valid laws governing such programs.

This Agreement shall be governed by the law of the State of Texas and venue shall be in Walker County, Texas, location of the administrative offices of RESC 6.

This Agreement contains the entire agreement of the Parties hereto with respect to the matters covered by its terms, and it may not be modified in any manner without the express written consent of the Parties.

If any term(s) or provision(s) of this Agreement are held by a court of competent jurisdiction to be invalid, void, or unenforceable, the remainder of the provisions of this Agreement shall remain in full force and effect.

The Parties to this Agreement expressly acknowledge and agree that all monies paid pursuant to this Agreement shall be paid from budgeted available funds for the current fiscal year of each such entity.

Before any party may resort to litigation, any claims, disputes or other matters in question between the Parties to this Agreement shall be submitted to nonbinding mediation unless otherwise agreed by the parties in writing at the time of the dispute.

No Party to this Agreement waives or relinquishes any immunity or defense on behalf of themselves, their directors, officers, employees, and agents as a result of its execution of this Agreement and performance of the functions and obligations described herein.

This Agreement may be negotiated and transmitted between the Parties by electronic means or hard copy and the terms and conditions agreed are binding upon the Parties.
No electronic signatures are permitted, however a scanned wet signature transmitted electronically is permitted.

Authorization:

Region 6 Education Service Center and EPIC 6 have entered into an Agreement to provide cooperative purchasing opportunities to public agencies and other legally eligible entities.

This Agreement was approved by the governing boards of the respective parties at meetings that were posted and held in accordance with the Texas Open Meetings Act, Texas Government Code ch. 551. (If required by the entity.)

The individuals signing below are authorized to do so by the respective parties to this Agreement.

Public Member Entity:

Purchasing Cooperative Lead Agency:

Entity Or District Name

Region 6 Education Service Center

By: _____
Authorized Signature

By: _____
Authorized Signature

Title: _____

Title: Executive Director Region 6 ESC

Date

Date

Public Entity Contact Information

Primary Purchasing Person Name

Street Address

City, State Zip

Telephone Number

Fax Number

Primary Person Email Address

Secondary Person Name

Secondary Person Email Address

If your entity does not require you to have an Interlocal Agreement, please go to the EPIC 6 website and take advantage of online registration. The states of Texas and Arizona **do** require all entities to have an Interlocal Agreement. Other States or governmental jurisdictions may require an Interlocal agreement as well and you are advised to consult your legal counsel to determine the requirements for your entity.

Job Order Contracting

JOC

Job Order Contracting (JOC)

Job Order Contracting (JOC) is used for additions and/or renovations to existing locations. JOCs can either be managed or unmanaged. With an unmanaged JOC, the member would have to negotiate the project and verify accurate pricing, as well as take on the sole responsibility of the project from start to finish and beyond.

With a managed JOC, the projects would be monitored and reviewed to assure accurate pricing and quality workmanship. EPIC6 has partnered with Gordian. Gordian is the recognized leader in Job Order Contracting, completing hundreds of projects since 1990 based on JOC principles that company founder Harry H. Mellon created.



Gordian offers a managed JOC program. Gordian Job Order Contracting is a construction procurement methodology that prices virtually every construction task required for a job, inclusive of every hour of labor, every piece of material, and every piece of equipment. These prices are compiled in a Construction Task Catalog®. Facility owners know what their cost will be on the front end, without negotiation or surprises. Facility owners can access trusted, local contractors that have agreed to pricing through a competitively bid procurement process, and each job is overseen by a seasoned project manager. It is proven, legal and being utilized by hundreds of customers across the country.

- Owners utilize the JOC method for the following benefits:
 - Simplifies the procurement process for repair, alteration & minor new construction projects
 - Saves time – Projects start in weeks rather than months
 - Saves money – Eliminates or Lowers A/E Fee's & procurement/admin fees
 - Price Certainty and increased cost control
 - Improves the quality of the work
 - Increases local subcontractor participation
 - Virtually eliminates defaults, terminations and claims
 - Fully transparent process
 - Assistance with scope of work development
 - Assistance with progress of the project

Typical Project Criteria:

Over the competitive bidding threshold of \$50k

Replacement in kind –Can be new construction: if Additions or Metal buildings

Types of Projects:

- Asbestos Removal
- Back-up Generator
- Bathroom Renovations
- Boiler Replacement
- Carpeting
- Concrete Sidewalks
- Demolish Buildings
- Doors and Hardware
- Engineered Metal Buildings
- Fire Sprinklers
- HVAC Upgrades
- Insulate Existing Buildings
- Masonry Repairs
- Office Renovations
- Painting
- Paving
- Replace Windows
- Roofing
- School Security

EPIC6

*Meeting Tomorrow's
Purchasing Needs Today!*

Contacts:

Gabby Garcia,
Purchasing Assistant
936.435.8288
ggarcia@esc6.net

Robert Lindemann,
Chief Financial Officer
936.435.8265
rlindemann@esc6.net

3332 Montgomery Road
Huntsville, Texas 77320

Job Order Contracting

The JOC Team: Facility Owner, EPIC6, Gordian, Awarded Contractors—All work together for the success of the project!



General Contractors

Aggieland Construction, Inc.

P.O. Box 4851
Bryan, TX 77805
Britt Jones, Owner/Operator
979.393.8807 (Cell)
979.393.0080 (Office)
979.939.0313 (Fax)
britt.jones@aggielandconstruction.com

B & C Constructors GP, Inc.

27835 FM 2978
Magnolia, TX 77354
Charles S. Cochran, President
281.541.3280 (Cell)
713.932.9400 (Office)
713.932.9443 (Fax)
charles@bcconstructors.com

Gallagher Construction Company, LP

3501 Token Drive, Suite 100
Richardson, TX 75082
Lisa Gallagher Ellrich, Vice-President
972.633.0564 (Cell)
972.633.0564 (Office)
979.633.0164 (Fax)
lisa@gallaghertx.com

Hellas Construction, Inc.

12710 Research Blvd., Suite 240
Austin, TX 78759
Jack Adams, Vice-President
512.785.9516 (Cell)
512.250.2910 (Office)
512.368.2972 (Fax)
jadams@hellasconstruction.com

Pro Tech Track & Tennis, Inc.

P.O. Box 8024
Bullard, TX 75757
Jody Phillips, Secretary
832.226.6217 (Cell)
903.894.6461 (Office)
Prtchtracktennis@aol.com



Flooring

Hellas Construction, Inc.

12710 Research Blvd., Suite 240
Austin, TX 78759
Jack Adams, Vice-President
512.785.9516 (Cell)
512.250.2910 (Office)
512.368.2972 (Fax)
jadams@hellasconstruction.com

Mechanical (HVAC)

Envirotech Mechanical Systems

270 Lake Meadows Drive
Montgomery, TX 77316
Sam Storenski, Vice-President
936.444.6510 (Cell)
936.588.4114 (Office)
836.588.4118 (Fax)
sams@envirotech-tx.com

Roofing

DK Haney Roofing, Inc.

6627 Corporation Parkway,
Suite 240
Fort Worth, TX 76126
Dustin K. Haney, President
817.980.2425 (Cell)
817.546.2266 (Office)
817.546.2212 (Fax)
dustinh@dkhaneyroofing.com

Agenda Item # 20



We Make a Difference!

To: Board of Directors

From: Randy Johnson, CEO

Date: October 24, 2017

Re: Public Health Board Member

Consider and act on the reappointment of Mrs. Sandy Wagner to the Public Health District Board for 2018-2019. (Mr. Fawn, Chairman – MCHD Board)

Agenda Item # 21



To: Board of Directors

From: Ade Moronkeji, HCAP Manager

Date: October 24, 2017

Re: HCAP Report

HCAP Updates

HCAP hosted the annual IHS Basic Software Training in the MCHD boardroom from September 27th-28th 2017. Representatives from the different County Indigent Health Care programs in Texas were in attendance. The training served as a refresher course for seasoned staff members and also gave our fairly new employees an opportunity to expand their knowledge on County Indigent Health Care Eligibility and navigating through the software for maximum efficiency.

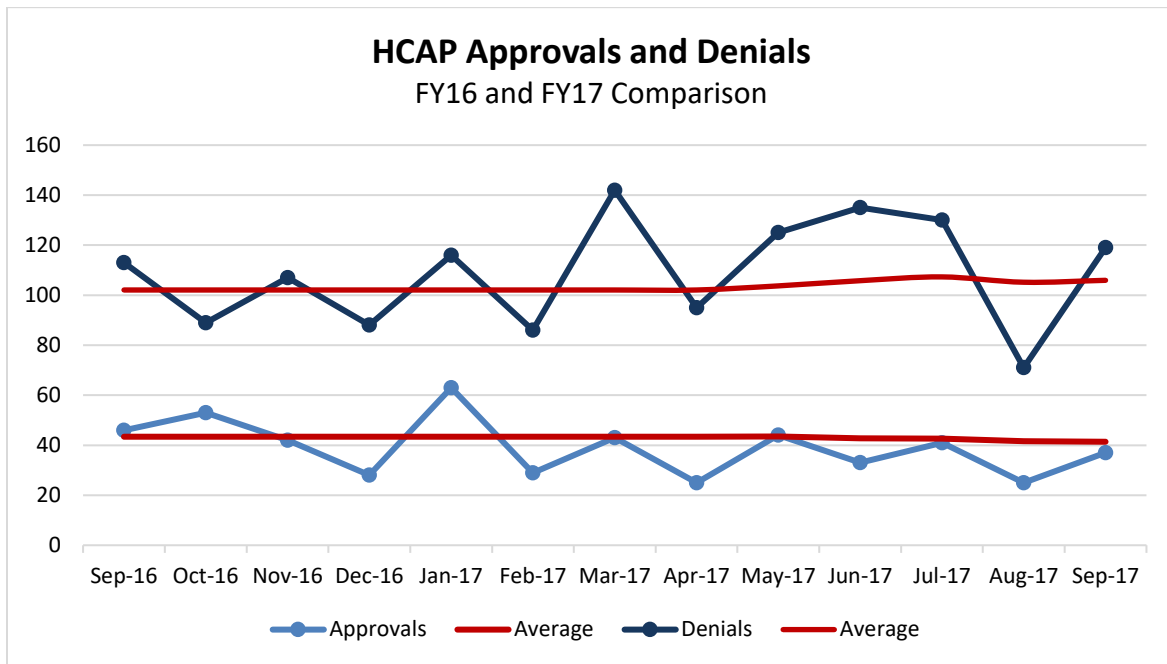
Ida Chapa and Ade Moronkeji attended the Homeless Coalition meeting at the Chamber of Commerce on September 21, 2017. They were participants on a healthcare panel that was representative of various healthcare programs within Montgomery County. Attendees received information on the HCAP application process and requirements for program eligibility.

HCAP Applications

We have received and processed a total of 3225 applications fiscal year to date. For this reporting month, we have a 44% denial rate. Denials are based on a number of factors:

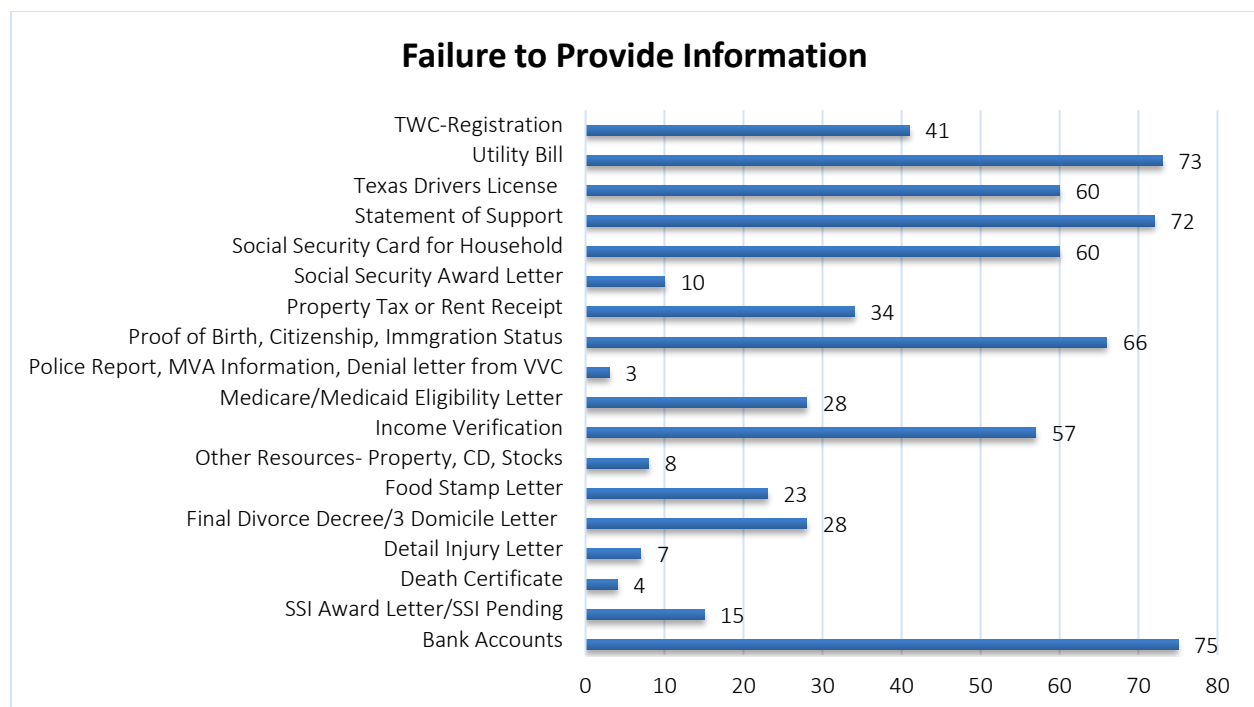
- Eligible for another payer source (Medicare, Medicaid, Market Place, etc.)
- Above 133% of FPIL
- Failure to complete application/provide information

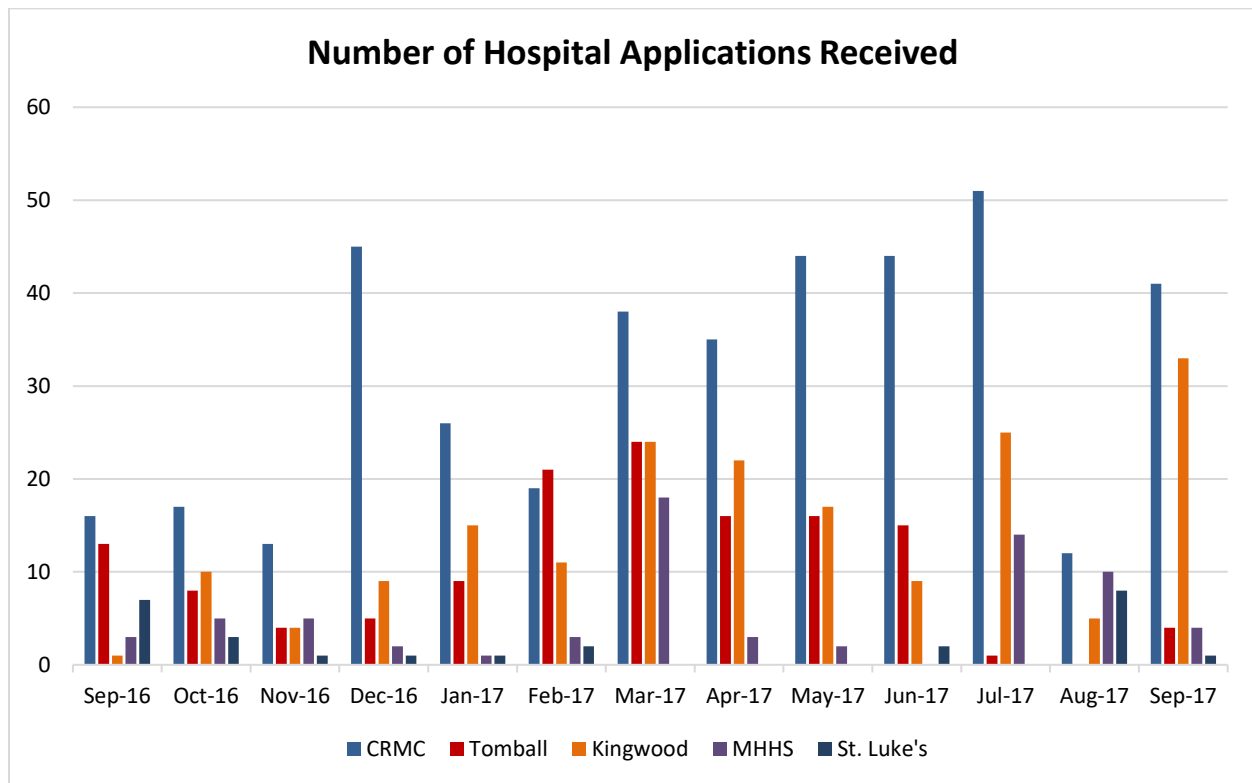
Month	Apps. Received	Apps. Approved	Pending Apps	Denials	
Sep - 17	269	37	113	119	44%
Aug - 17	222	25	126	71	32%
Jul - 17	300	41	129	130	43%
Jun - 17	284	33	116	135	48%
May - 17	288	44	119	125	43%
Apr - 17	241	25	121	95	39%
Mar-17	349	43	164	142	41%
Feb - 17	244	29	129	86	35%
Jan - 17	276	63	97	116	42%
Dec - 16	238	28	122	88	37%
Nov - 16	253	42	104	107	42%
Oct - 16	261	53	119	89	34%
Sep - 16	288	46	129	113	40%



Failure to Provide Denial Analysis

For the month of September, we recorded a total of 103 cases that were denied due to failure to provide additional information. Some of these cases carried over from previous months. The table below represents the breakdown of the documents that clients were unable to provide for eligibility determination.





Status of Hospital Applications

	Approvals		Denials		Pending Cases		Scheduled Appointments	
Sep - 17	2	2%	53	64%	28	34%	0	0%
Aug - 17	0	0%	8	23%	26	74%	1	3%
Jul - 17	0	0%	52	57%	37	41%	2	2%
Jun - 17	1	1%	40	57%	28	40%	1	1%
May - 17	0	0%	49	62%	29	38%	1	1%
Apr - 17	1	1%	41	54%	34	45%	0	0%
Mar - 17	0	0%	41	39.4%	63	60.6%	0	0%
Feb - 17	0	0%	25	44.6%	30	53.6%	1	1.8%
Jan - 17	0	0%	34	65.4%	18	34.6%	0	0%
Dec - 16	2	3.2%	32	51.6%	28	45.2%	0	0%
Nov - 16	1	3.7%	12	44.4%	12	44.4%	2	7.4%
Oct - 16	0	0%	25	58%	17	40%	1	2.3%
Sep - 16	0	0%	18	45%	22	55%	0	0%

Census

Effective July 1, 2011, new applicants are required to be $\leq 133\%$ of FPIL to qualify for HCAP benefits

HCAP Clients as of September 30, 2017 = 433 versus September 30, 2016 = 497										
FPIL Range	0-21%		21-50%		50-100%		100-133%		Inmates	
FY 2017	281	65%	54	12%	75	17%	15	3%	8	2%
FY 2016	299	60%	48	10%	108	22%	19	4%	23	5%

Clients who have reached the Maximum Annual Benefits of \$60,000 or 30 inpatient days

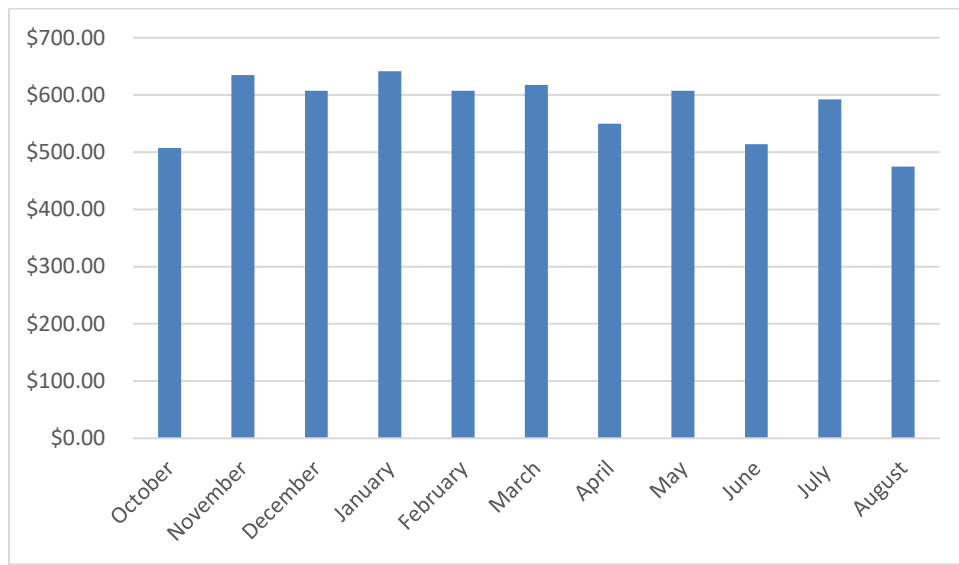
- a. FY 16/17 = 9
- b. FY 15/16 = 10
- c. FY 14/15 = 10

Prescription Benefits Services:

Month	Applying Clients	Total Applications	Monthly Savings (AWP-16% + Dispensing Fee)
Sep - 17	19	26	\$10,847.13
Aug - 17	27	33	\$77,112.83
Jul - 17	36	48	\$71,354.11
Jun - 17	29	45	\$43,038.84
May - 17	28	43	\$15,827.83
Apr - 17	29	39	\$78,646.58
Mar-17	29	40	\$46,040.01
Feb-17	40	53	\$83,153.11
Jan-17	31	41	\$13,348.43
Dec-16	38	50	\$35,675.36
Nov-16	37	51	\$27,166.37
Oct-16	26	34	\$16,889.50
Sep-16	30	43	\$13,092.12

*Patient assistance programs are run by pharmaceutical companies to provide free medications to people who cannot afford to buy their medicine.

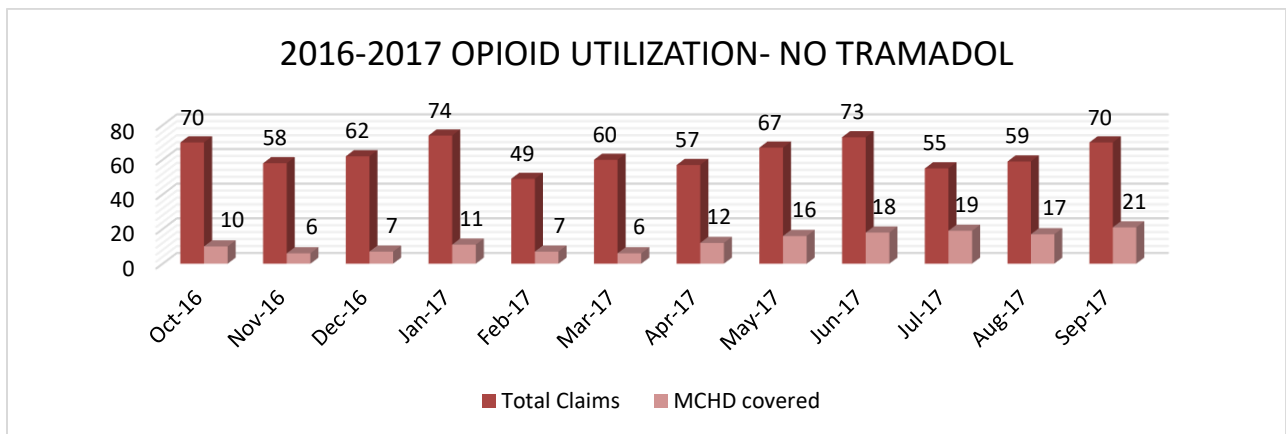
Coast2Coast Prescription Card Year-to-Date Royalty



*We have not received the revenue for September

Opioid

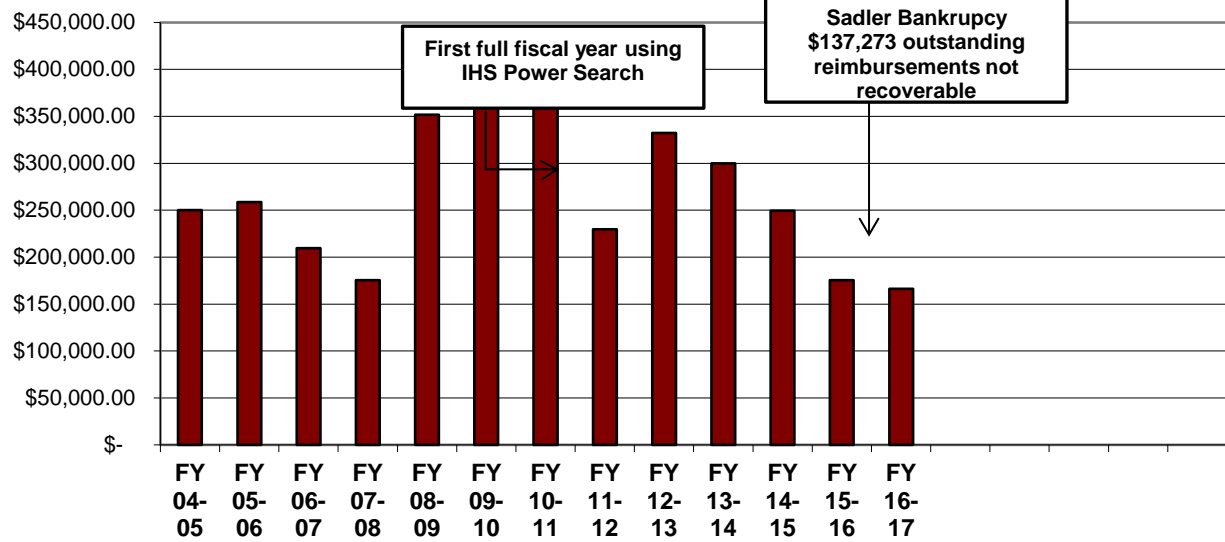
Out of the 101 opioid claims, 70 (69.31%) represented No Tramadol. Of these 70 only 21 (30%) were covered by MCHD. This is slightly higher than August for No Tramadol covered claims.



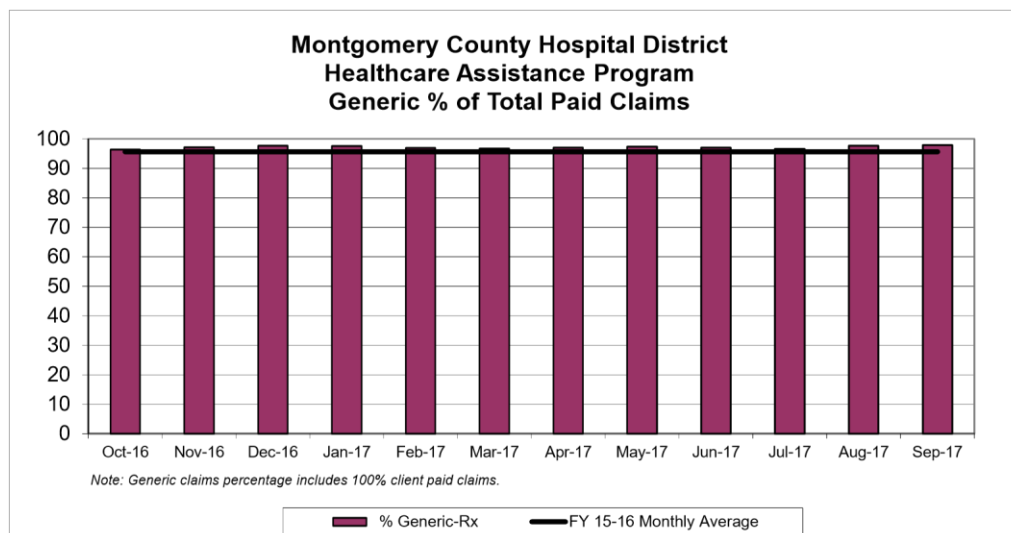
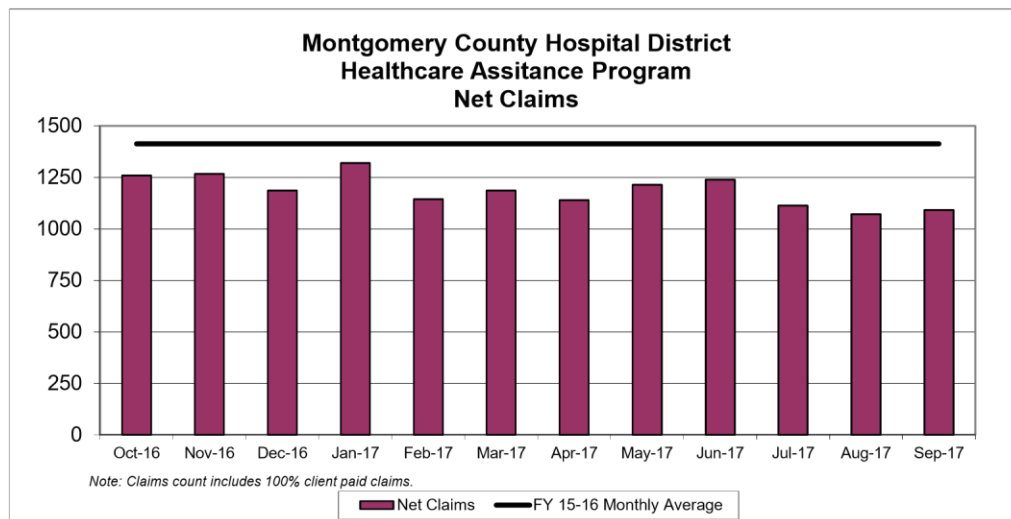
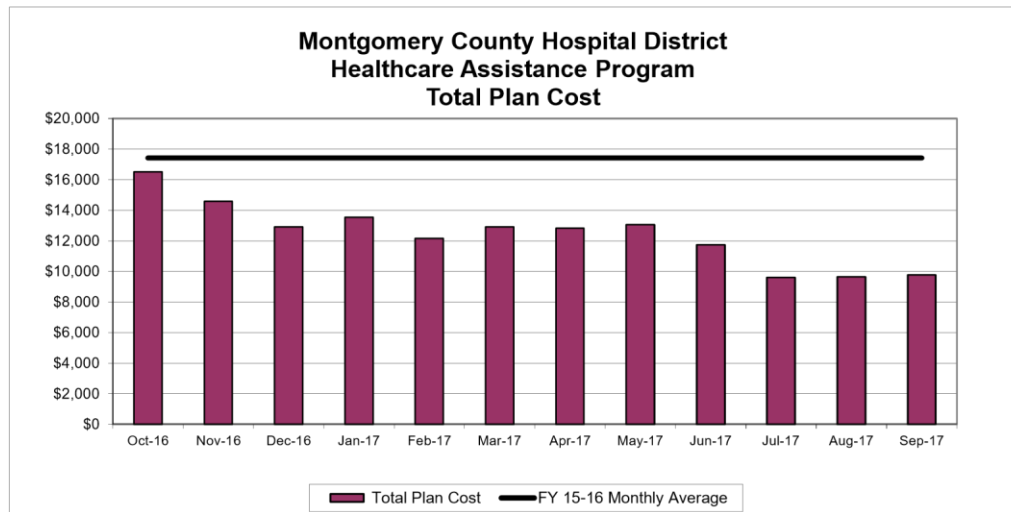
Medicaid Reimbursement

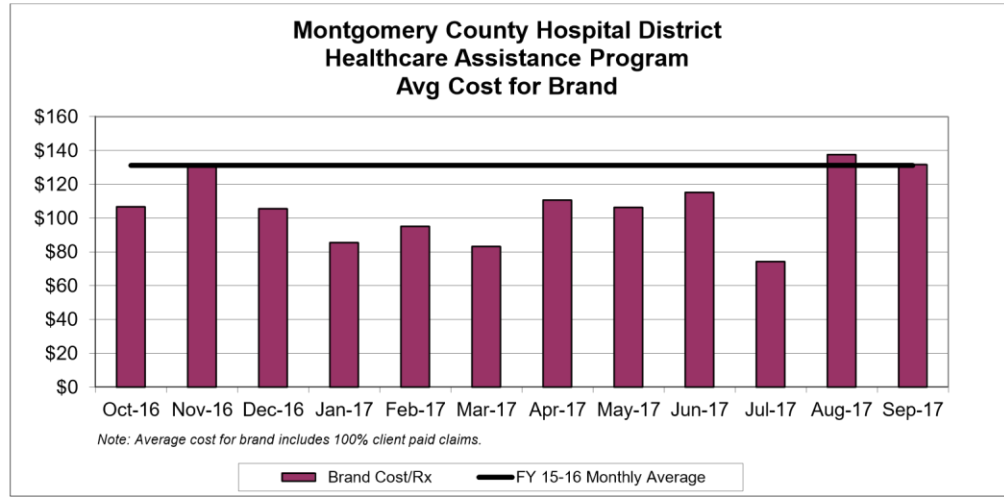
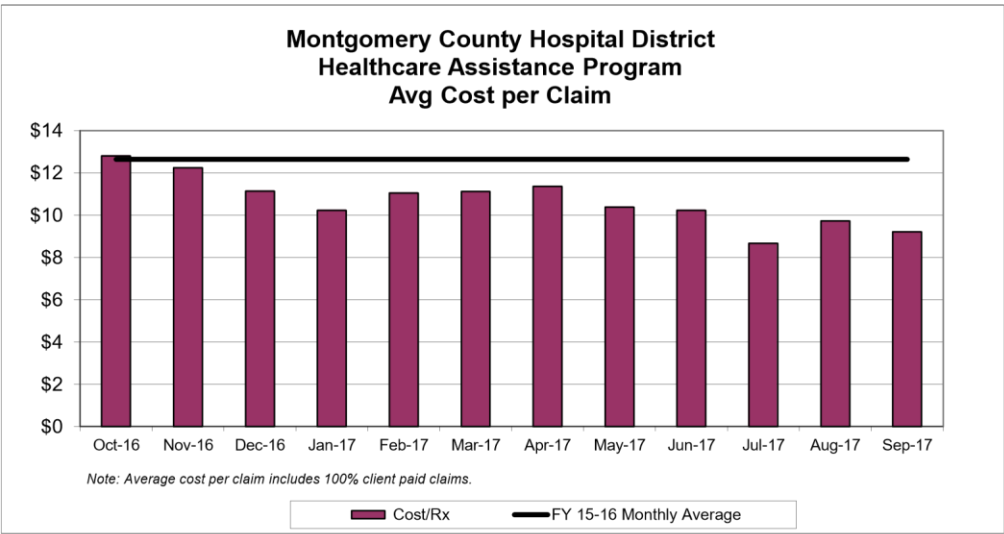
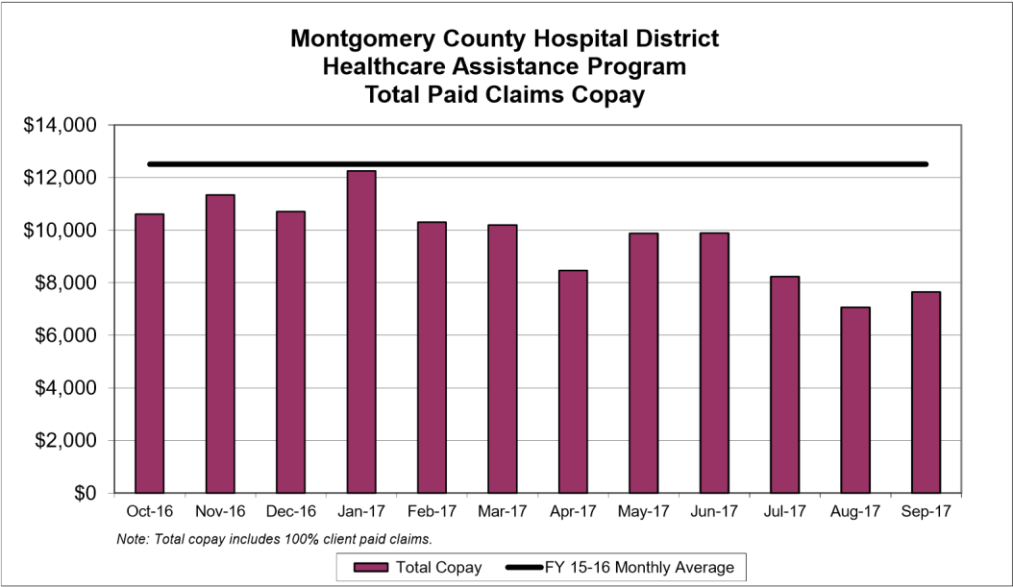
For FY 16-17 we have collected \$166,163.26 in Medicaid reimbursement. In September 2 clients were found to eligible for Medicaid and \$4,953.15 has been requested in reimbursement from the providers.

Medicaid Reimbursement by Fiscal Year

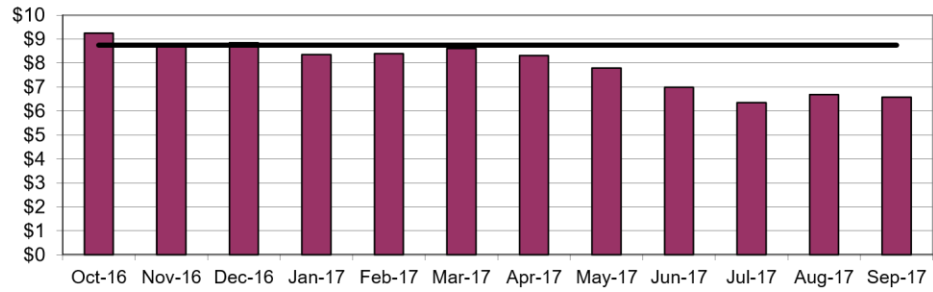


September ended the fiscal year with desirable results. The “Generic % of Total Paid Claims” was favorably above average by 1.97%. The “Avg Cost for Brand” graph, while lower than last month, is slightly above average by 0.36%. All other graphs are well below average. This is attributed to the new pricing structure that was implemented in July.





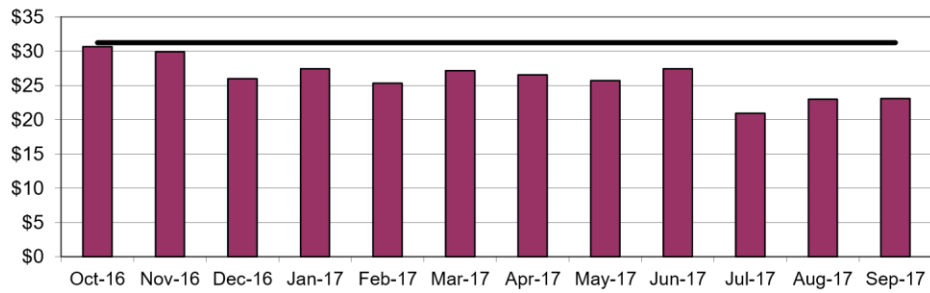
**Montgomery County Hospital District
Healthcare Assistance Program
Avg Cost for Generic**



Note: Average cost for generic includes 100% client paid claims.

Generic Cost/Rx FY 15-16 Monthly Average

**Montgomery County Hospital District
Healthcare Assistance Program
Avg Per Member Per Month Cost**



Note: Per member per month cost only includes MCHD paid claims.

Cost/mem/month (PMPM) FY 15-16 Monthly Average

Top 25 Pharmacy Dispensing - by Dollar Amount
From 09/01/2017 to 09/30/2017

Report: RPT-157
Printed: 10/09/2017
Page: 1

120501 Montgomery Co IHCP-Retail																
RETAIL		Montgomery Co IHCP-Retail														
Rank	Pharmacy Name	NABP	Brand RXs.		Generic RXs.		Brd Equiv. RXs.		Total Billed	Rx Count	Percent of Totals		Avg Day Supply	Avg Cost Per RX	C-II	DAW Ovr
			Cnt	Amount	Cnt	Amount	Cnt	Amount			By RX	By Amt				
1	WALMART PHARMACY 10-	4517148	4	\$410.20	67	787.40	0	0.00	\$1,197.60	71	6.53	11.58	23.9	\$16.87	1	0
2	KROGER PHARMACY	4523064	2	\$265.65	84	730.35	0	0.00	\$996.00	86	7.91	9.63	23.8	\$11.58	8	0
3	KROGER PHARMACY #138	4569527	0	\$0.00	53	853.27	0	0.00	\$853.27	53	4.88	8.25	27.1	\$16.10	3	3
4	CVS PHARMACY	4564440	2	\$619.80	42	223.97	0	0.00	\$843.77	44	4.05	8.16	24.2	\$19.18	3	0
5	WALMART PHARMACY 10-	4592300	3	\$259.90	113	495.58	0	0.00	\$755.48	116	10.67	7.31	27.6	\$6.51	5	0
6	WALMART PHARMACY 10-	4528052	1	\$460.46	20	216.01	0	0.00	\$676.47	21	1.93	6.54	28.0	\$32.21	2	0
7	HEB PHARMACY	4534790	1	\$543.55	21	73.20	0	0.00	\$616.75	22	2.02	5.97	24.7	\$28.03	5	0
8	WALMART PHARMACY 10-	4567472	0	\$0.00	104	462.21	1	21.86	\$484.07	105	9.66	4.68	25.5	\$4.61	2	3
9	KROGER PHARMACY	4532241	0	\$0.00	7	419.52	0	0.00	\$419.52	7	0.64	4.06	30.0	\$59.93	0	0
10	CVS PHARMACY	4536528	1	\$20.50	45	391.89	0	0.00	\$412.39	46	4.23	3.99	25.4	\$8.97	8	0
11	WALMART PHARMACY 10-	4565113	0	\$0.00	29	396.83	0	0.00	\$396.83	29	2.67	3.84	27.9	\$13.68	0	0
12	PINECROFT PHARMACY	5900611	1	\$223.41	13	99.23	0	0.00	\$322.64	14	1.29	3.12	28.3	\$23.05	2	0
13	LONE STAR FAMILY HEALTH	4534219	2	\$95.00	85	198.70	0	0.00	\$293.70	87	8.00	2.84	27.6	\$3.38	0	0
14	KROGER PHARMACY	4522997	0	\$0.00	40	256.85	0	0.00	\$256.85	40	3.68	2.48	26.7	\$6.42	12	0
15	KROGER PHARMACY #359	5909190	1	\$190.91	14	32.61	0	0.00	\$223.52	15	1.38	2.16	18.9	\$14.90	0	0
16	KROGER PHARMACY	4593112	0	\$0.00	14	191.99	0	0.00	\$191.99	14	1.29	1.86	27.1	\$13.71	0	0
17	CVS PHARMACY	4550100	0	\$0.00	4	161.49	0	0.00	\$161.49	4	0.37	1.56	24.3	\$40.37	0	0
18	CVS PHARMACY #	5920233	1	\$151.14	5	0.00	0	0.00	\$151.14	6	0.55	1.46	26.2	\$25.19	0	0
19	WALMART PHARMACY 10-	4540870	0	\$0.00	37	146.24	0	0.00	\$146.24	37	3.40	1.41	28.9	\$3.95	6	0

Total Dollars: Total calculated price for all RXs for Pharmacy (including copay)
 % Total By RX: Percentage of RXs by Pharmacy vs. total RXs
 %Total by Amt: Percentage of dollars by Pharmacy vs. total dollars (including copay)
 Avg. Qty: Average quantity dispensed in each RX by Pharmacy

Avg Day Supply: Average Number of days supply dispensed by Pharmacy for each RX
 Avg. Cost Per Rx: Average total price for each RX by Pharmacy (including member copay)
 C-II: Total # of C-II Controlled RXs dispensed from Pharmacy
 DAW Ovrd: Total # of DAW 1 (Physician) and DAW 2 (Member) Overrides

Note

This report is based on Rx Dispensing Date. Totals could change if claims or reversals are subsequently submitted and the dispensing dates are within this range. Invoices are based on period close dates and may not balance to these amounts

Top 25 Pharmacy Dispensing - by Dollar Amount
From 09/01/2017 to 09/30/2017

Report: RPT-157
Printed: 10/09/2017
Page: 2

Rank	Pharmacy Name	NABP	Brand RXs. Cnt	Amount	Generic RXs. Cnt	Amount	Brd Equiv. RXs. Cnt	Amount	Total Billed	Rx Count	Percent of Totals By RX	By Amt	Avg Day Supply	Avg Cost Per RX	C-II	DAW Ovrd
20	BROOKSHIRE BROTHERS	4594974	0	\$0.00	15	146.03	0	0.00	\$146.03	15	1.38	1.41	30.0	\$9.74	0	0
21	KROGER PHARMACY	4511704	0	\$0.00	33	141.09	0	0.00	\$141.09	33	3.04	1.36	26.3	\$4.28	1	0
22	HEB PHARMACY	4530968	0	\$0.00	17	72.10	0	0.00	\$72.10	17	1.56	0.70	28.1	\$4.24	1	0
23	SAMS PHARMACY	4517960	0	\$0.00	13	69.52	0	0.00	\$69.52	13	1.20	0.67	22.3	\$5.35	2	0
24	WALMART PHARMACY 10-	4567042	0	\$0.00	16	54.94	0	0.00	\$54.94	16	1.47	0.53	25.6	\$3.43	0	0
25	HEB PHARMACY	5908201	0	\$0.00	13	45.30	0	0.00	\$45.30	13	1.20	0.44	29.2	\$3.48	1	0

SUBTOTAL FOR TOP25 :									\$9,928.70	924			657.43	\$379.17		
SUBTOTAL FOR ALL OTHER Pharmacies :									\$409.22	163			864.49	\$153.74		
TOTAL FOR PLAN :									\$10,337.92	1087			1,521.92	\$532.90		
TOTAL FOR GROUP :									\$10,337.92	1087			1,521.92	\$532.90		

Top 25 Physician Dispensing - by Dollar Amount

From 09/01/2017 to 09/30/2017

Report: RPT-156
Printed: 10/09/2017
Page: 1

120501 RETAIL		Montgomery Co IHCP-Retail													
Rank	Physician Name	Brand RXs. Cnt	Brand RXs. Amount	Generic RXs. Cnt	Generic RXs. Amount	Brd Equiv. RXs. Cnt	Brd Equiv. RXs. Amount	Total Billed	Rx Count	Percent of Totals By RX	Percent of Totals By Amt	Avg Day Supply	Avg Cost Per RX	C-II	DAW Ovrld
1	ANUGWOM, CHINASA	1	\$360.70	58	419.90	0	0.00	\$780.60	59	5.43	7.55	26.3	\$13.23	1	0
2	NGUYEN, CHANH	1	\$543.55	42	126.35	0	0.00	\$669.90	43	3.96	6.48	29.0	\$15.58	1	0
3	ALI, SHAIKH	0	\$0.00	9	497.85	0	0.00	\$497.85	9	0.83	4.82	30.0	\$55.32	0	0
4	MEMON, ILYAS	2	\$460.46	11	36.82	0	0.00	\$497.28	13	1.20	4.81	24.8	\$38.25	0	0
5	DESAI, ASHESH	0	\$0.00	8	474.18	0	0.00	\$474.18	8	0.74	4.59	22.1	\$59.27	0	0
6	ADELEYE, VICTORIA	0	\$0.00	45	382.72	0	0.00	\$382.72	45	4.14	3.70	28.4	\$8.50	0	0
7	SLAUTER, ELIZABETH	1	\$359.90	0	0.00	0	0.00	\$359.90	1	0.09	3.48	30.0	\$359.90	0	0
8	SPRINTZ, MICHAEL	1	\$223.41	25	115.59	0	0.00	\$339.00	26	2.39	3.28	27.0	\$13.04	7	0
9	FARLEY, DANNY	1	\$265.65	16	22.38	0	0.00	\$288.03	17	1.56	2.79	26.4	\$16.94	0	0
10	WILLIS, BRANCH	1	\$259.90	13	15.83	0	0.00	\$275.73	14	1.29	2.67	23.1	\$19.70	0	0
11	CHERLO, SREENIVASULU	1	\$259.90	1	0.00	0	0.00	\$259.90	2	0.18	2.51	29.0	\$129.95	0	0
12	THOMAS, CELESTE	0	\$0.00	12	249.98	0	0.00	\$249.98	12	1.10	2.42	28.4	\$20.83	1	0
13	MORRISON, FRANCIS	1	\$190.91	16	38.84	0	0.00	\$229.75	17	1.56	2.22	25.8	\$13.51	0	0
14	AWASUM, SERGE-ALAIN	0	\$0.00	1	205.87	0	0.00	\$205.87	1	0.09	1.99	14.0	\$205.87	0	0
15	DEJEAN, BAPTISTE	0	\$0.00	3	204.61	0	0.00	\$204.61	3	0.28	1.98	30.7	\$68.20	0	3
16	PATRINELY, PATRICIA	1	\$0.00	55	153.31	2	44.57	\$197.88	58	5.34	1.91	28.9	\$3.41	2	4
17	BOBADILLA, MARIBETH	1	\$151.14	17	41.02	0	0.00	\$192.16	18	1.66	1.86	25.7	\$10.68	0	0
18	TRESVALLES, ANA	0	\$0.00	10	182.96	0	0.00	\$182.96	10	0.92	1.77	27.5	\$18.30	0	0
19	NGUYEN, LONG	0	\$0.00	3	168.23	0	0.00	\$168.23	3	0.28	1.63	30.0	\$56.08	1	0

Total Dollars: Total calculated price for all RXs for Physician (including copay)
 % Total By RX: Percentage of RXs by Physician vs. total RXs
 %Total by Amt: Percentage of dollars by Physician vs. total dollars (including copay)
 Avg. Qty: Average quantity dispensed in each RX by Physician
 Avg Day Supply: Average Number of days supply dispensed by Physician for each RX
 Avg. Cost Per Rx: Average total price for each RX by Physician (including member copay)
 C-II: Total # of C-II Controlled RXs written by Physician
 DAW Ovrld: Total # of DAW 1 (Physician) and DAW 2 (Member) Overrides

Note

This report is based on Rx Dispensing Date. Totals could change if claims or reversals are subsequently submitted and the dispensing dates are within this range. Invoices are based on period close dates and may not balance to these amounts

Top 25 Physician Dispensing - by Dollar Amount

From 09/01/2017 to 09/30/2017

Report: RPT-156
Printed: 10/09/2017
Page: 2

Rank	Physician Name	Brand RXs. Cnt	Brand RXs. Amount	Generic RXs. Cnt	Generic RXs. Amount	Brd Equiv. RXs. Cnt	Brd Equiv. RXs. Amount	Total Billed	Rx Count	Percent of Totals By RX	Percent of Totals By Amt	Avg Day Supply	Avg Cost Per RX	C-II	DAW Ovrld
20	CAO, PHU	0	\$0.00	1	167.93	0	0.00	\$167.93	1	0.09	1.62	31.0	\$167.93	0	0
21	ZADI, SYED	0	\$0.00	3	161.43	0	0.00	\$161.43	3	0.28	1.56	29.3	\$53.81	0	0
22	SANCHEZ, BENNY	0	\$0.00	10	157.58	0	0.00	\$157.58	10	0.92	1.52	25.2	\$15.76	7	0
23	CHUA, EVELYN	0	\$0.00	8	151.38	0	0.00	\$151.38	8	0.74	1.46	18.0	\$18.92	0	0
24	WILLIAMS, RENEE	0	\$0.00	1	136.97	0	0.00	\$136.97	1	0.09	1.32	30.0	\$136.97	0	0
25	KARMOUT, CHRISTOPHER	2	\$95.00	6	39.07	0	0.00	\$134.07	8	0.74	1.30	26.0	\$16.76	0	0

SUBTOTAL FOR TOP25 :	\$7,365.89	390	666.74	\$1,536.71
SUBTOTAL FOR ALL OTHER PHYSICIANS :	\$2,972.03	697	4,836.22	\$1,132.92
TOTAL FOR PLAN :	\$10,337.92	1087	5,502.96	\$2,669.63
TOTAL FOR GROUP :	\$10,337.92	1087	5,502.96	\$2,669.63

Top 25 Therapy Classes by- Dollar Amount

From 09/01/2017 to 09/30/2017

Report: RPT-147
Printed: 10/09/2017
Page: 1

120501 Montgomery Co IHCP-Retail
RETAIL Montgomery Co IHCP-Retail

Rank	Code	Drug Class	Retail Rxs	Mail Rxs	Avg Days	Avg Rx Cost	Rx Cnt	Total Billed	Percent of Totals By Rx	Percent of Totals By Amt
1	2710	*Insulin**	7	0	26.29	\$233.95	7	\$1,637.64	.64	9.13
2	0400	*Tetracyclines**	5	0	15.00	\$177.48	5	\$887.42	.46	4.95
3	6599	*Opioid Combinations**	58	0	17.19	\$15.28	58	\$885.96	5.34	4.94
4	1300	*Antimalarials**	5	0	30.00	\$153.49	5	\$767.47	.46	4.28
5	7260	*Anticonvulsants - Misc.**	49	0	29.29	\$14.39	49	\$705.19	4.51	3.93
6	6610	*Nonsteroidal Anti-inflammatory Agents (NSAIDs)**	30	0	28.33	\$19.21	30	\$576.19	2.76	3.21
7	3940	*HMG CoA Reductase Inhibitors**	81	0	30.00	\$6.98	81	\$565.00	7.45	3.15
8	6510	*Opioid Agonists**	41	0	21.22	\$13.73	41	\$562.76	3.77	3.14
9	2810	*Thyroid Hormones**	42	0	30.00	\$12.44	42	\$522.47	3.86	2.91
10	5250	*Inflammatory Bowel Agents**	3	0	24.67	\$172.74	3	\$518.23	.28	2.89
11	4440	*Steroid Inhalants**	1	0	30.00	\$472.14	1	\$472.14	.09	2.63
12	4410	*Bronchodilators - Anticholinergics**	2	0	30.00	\$225.54	2	\$451.07	.18	2.52
13	3320	*Beta Blockers Cardio-Selective**	49	0	29.43	\$8.26	49	\$404.84	4.51	2.26
14	9055	*Corticosteroids - Topical**	8	0	25.25	\$49.40	8	\$395.21	.74	2.2
15	1500	*Anthelmintics**	1	0	1.00	\$373.2	1	\$373.20	.09	2.08
16	8515	*Platelet Aggregation Inhibitors**	16	0	30.00	\$22.70	16	\$363.13	1.47	2.03
17	3920	*Fibric Acid Derivatives**	17	0	30.00	\$20.96	17	\$356.40	1.56	1.99
18	6110	*Amphetamines**	3	0	30.00	\$114.07	3	\$342.20	.28	1.91
19	3400	*Calcium Channel Blockers**	35	0	30.00	\$8.66	35	\$303.01	3.22	1.69
20	7510	*Central Muscle Relaxants**	36	0	27.31	\$7.70	36	\$277.28	3.31	1.55
21	8799	*Otic Combinations**	2	0	8.00	\$131.7	2	\$263.40	.18	1.47
22	6628	*Pyrimidine Synthesis Inhibitors**	1	0	30.00	\$245.92	1	\$245.92	.09	1.37
23	3310	*Beta Blockers Non-Selective**	6	0	30.00	\$40.42	6	\$242.53	.55	1.35
24	6499	*Analgesic Combinations**	2	0	25.00	\$118.47	2	\$236.94	.18	1.32
25	6520	*Opioid Partial Agonists**	1	0	30.00	\$235.91	1	\$235.91	.09	1.32

SUBTOTAL FOR TOP 25 :	501	0	637.96	\$2,894.73	501	\$12,591.51
SUBTOTAL FOR ALL OTHER CLASSES :	586	0	2,243.74	\$1,877.12	586	\$5,336.02
TOTAL FOR PLAN:	1087	0	2,881.71	\$4,771.85	1087	\$17,927.53
TOTAL FOR GROUP :	1087	0	2,881.71	\$4,771.85	1087	\$17,927.53

Note	
Code: Therapeutic Classification for the drug class	This report is based on Rx Dispensing Date. Totals could change if claims or reversals are subsequently submitted and the dispensing dates are within this range. Invoices are based on period close dates and may not balance to these amounts
Avg Rx Cost : Average amount per script for the drug cost and dispense fee only	
Total Billed: Total amount of the drug cost and dispense fee	

Savings Summary Report

From 09/01/2017 to 09/30/2017

Report: RPT-068
Date: 10/09/2017

120501 Montgomery Co IHCP-Retail

Type: ALL

	# of RXs	% of All RXs	Calculated Total Cost	Average Cost/RX	Avg Qty	Avg Days	---- Savings vs Submitted Amounts ----				---- Savings vs Full AWP Price ----			
							Requested	Amt Saved	Amt Saved per RX	Pct Saved	Full AWP	Amt Saved	Saved Per RX	Pct Saved
Totals:	1069	100%	\$15,702	\$14.69	51.7	26.2	\$16,593	\$891	\$0.83	5.37%	\$97,567	\$81,866	\$76.58	83.91%
New RXs:	577	53.98%	\$10,557	\$18.30	56.0	23.5	\$11,338	\$781	\$1.35	6.89%	\$54,663	\$44,106	\$76.44	80.69%
Refill RXs:	492	46.02%	\$5,145	\$10.46	46.7	29.4	\$5,255	\$110	\$0.22	2.09%	\$42,905	\$37,760	\$76.75	88.01%
Generic RXs:	1047	97.94%	\$12,132	\$11.59	52.0	26.4	\$12,380	\$248	\$0.24	2.00%	\$92,649	\$80,517	\$76.90	86.90%
Brand Equiv RXs:	2	0.19%	\$67	\$33.54	30.0	30.0	\$80	\$13	\$6.39	16.01%	\$81	\$14	\$7.21	17.69%
Brand RXs:	20	1.87%	\$3,502	\$175.12	35.2	18.9	\$4,133	\$631	\$31.55	14.98%	\$4,837	\$1,335	\$66.73	27.59%
Maintenance RXs:	755	70.63%	\$9,711	\$53.44	12.9	29.5	\$10,172	\$461	\$0.61	4.53%	\$73,599	\$63,888	\$84.62	86.81%
Non-Maint RXs:	314	29.37%	\$5,991	\$19.08	47.5	18.5	\$6,421	\$430	\$1.37	6.70%	\$23,968	\$17,978	\$57.25	75.01%

Savings vs. Submitted Amounts This section compares amounts requested by the pharmacy with amounts actually billed to the plan.
Savings vs. Full AWP Price This section compares the full AWP price of the drug against the amount billed to the plan

Type indicate the network type of the pharmacy. Values are Retail, Mail, or All.
All dollar amounts are based of Drug cost only.
Brand Equiv RXs refers to brands drugs filled when a generic equivalent was available

Note

This report is based of invoice close dates.

AGENDA ITEM #22

Board Mtg: 10/24/2017

Consider and act on Healthcare Assistance Program claims from Non-Medicaid 1115 Waiver providers processed by Boon-Chapman (Mrs. Wagner, Chair-Indigent Care Committee)

**Montgomery County Hospital District
Summary of Claims Processed Through (TPA) Boon-Chapman
For the Period 09/01/17 through 10/26/17**

Disbursement Date	Board Reviewed	Payments Made to All Other Vendors (Non-UPL)	
<u>September</u>			
September 1, 2017	Yes	\$	85,440.59
September 7, 2017	Yes	\$	16,452.81
September 14, 2017	Yes	\$	58,222.33
September 21, 2017	No	\$	37,880.67
September 28, 2017	No	\$	31,352.53
Total September Payments - MTD		\$	229,348.93
Monthly Budget - September 2017		\$	410,951.00
<u>October</u>			
October 5, 2017	No	\$	95,923.61
October 12, 2017	No	\$	82,822.65
October 19, 2017	No	\$	22,203.43
October 26, 2017	No	\$	-
Total October Payments - MTD		\$	200,949.69
Monthly Budget - October 2017		\$	256,335.00

Note: Payments made may differ from the amounts shown in the financial statements due to accruals and/or other adjustments.

AGENDA ITEM #23

Board Mtg: 10/24/17

Consider and act on ratification of voluntary contributions to the Medicaid 1115 Waiver program of Healthcare Assistance Program claims processed by Boon Chapman.

**Montgomery County Hospital District
Summary of Claims Processed Through (TPA) Boon-Chapman
For the Period 10/01/2017 through 10/31/2017**

<u>Disbursement Date</u>	<u>Value of Services Provided by CRMC and Affiliated Providers</u>
October Voluntary Contribution for Medicaid 1115 Waiver Program	\$ 249,400.00
Budgeted Amount October 2017	\$ 249,400.00
Over / (Under) Budget	\$ -

AGENDA ITEM # 24

Board Mtg.: 10/24/17

Montgomery County Hospital District Financial Dashboard for September 2017 (dollars expressed in 000's)

	Sep 2017	Sep 2016	Var	Var %	Legend			
Cash and Investments	39,922	33,879	6,043	17.8%	Green	Favorable Variance		
					Red	Unfavorable Variance		
	September 2017				Year to Date			
Income Statement	Act	Bud	Var	Var %	Act	Bud	Var	Var %
Revenue								
Tax Revenue	59	95	(37)	-38.5%	36,902	36,701	201	0.5%
EMS Net Revenue	1,193	939	255	27.1%	11,325	11,418	(93)	-0.8%
Other Revenue	4,089	2,690	1,399	52.0%	8,125	5,360	2,765	51.6%
Total Revenue	5,341	3,724	1,617	43.4%	56,352	53,479	2,873	5.4%
Expenses								
Payroll	2,323	2,211	112	5.1%	30,520	29,648	871	2.9%
Operating	1,392	1,212	179	14.8%	13,278	15,256	(1,979)	-13.0%
Indigent Healthcare	485	667	(182)	-27.2%	4,939	8,002	(3,063)	-38.3%
Total Operating Expenses	4,200	4,090	110	2.7%	48,736	52,906	(4,170)	-7.9%
Capital	298	1,183	(886)	-74.8%	2,080	3,928	(1,848)	-47.1%
Total Expenditures	4,497	5,273	(776)	-14.7%	50,816	56,834	(6,018)	-10.6%
Revenue Over / (Under) Expenses	844	(1,550)	2,393	-154.4%	5,537	(3,355)	8,892	265.0%

Tax Revenue: Year-to-date, Tax Revenue has exceeded budget by \$201k and is equal to 100.55% of the annual budget.

EMS Net Revenue: Year-to-date, EMS Revenue is under budget on \$93k. Billable trips are running 9.3% higher (107 per day compared to 97.9) than for the same period last year.

Other Revenue: Year-to-date, Other Revenue is more than budget primarily due to investment income being more than expected, an increase in Tobacco Settlement Proceeds, the \$191k Texas Mutual Dividend Payment, the Ambulance Supplemental Payment, and Employee Medical Premiums offset by 1115 Waiver revenue for Community Paramedicine (CP). A new account, Employee Medical Premiums, was introduced in January due to making the change to a partially self-funded health insurance plan. The Employee Medical Premiums account represents the employee portion of health insurance premiums.

Payroll: Overall, Payroll Expenses are \$871k over budget year-to-date mainly due to Disaster Pay and Bad Weather Days related to Hurricane Harvey. Health Benefits are \$205k under budget primarily due to implementing a partially self-funded employee health insurance program in January. The partially self-funded plan versus the fully insured plan changes how Health & Benefits expense is recorded. Rather than record MCHD's portion of premiums as expense, the submitted medical claims are expensed.

Operating Expenses: Generally, Operating Expenses are under budget year-to-date across the board.

Indigent Care Expenses: In general, Indigent Healthcare Expenses are running less than budget due to fewer clients utilizing the HCAP program than anticipated.

Capital Expenditures: Year-to-date, Capital Expenditures are \$1,848k less than budget mainly due to the purchase of equipment related to the microwave system reconfiguration being pushed to next year.

Montgomery County Hospital District

Balance Sheet

As of September 30, 2017

		Fund 10	Fund 14	Total
		9/30/2017	9/30/2017	9/30/2017
ASSETS				
Cash and Equivalents				
10-000-10100	Petty Cash-Adm.-BS	\$1,950.00	\$0.00	\$1,950.00
10-000-11401	Operating Account-WF-BS	\$3,107,283.92	\$0.00	\$3,107,283.92
10-000-11451	HCAP Disbursement-WF-BS	\$76,142.41	\$0.00	\$76,142.41
10-000-11701	Tax Revenue-WF-BS	\$1,976.57	\$0.00	\$1,976.57
10-000-13100	Texpool-District-BS	\$11,898,309.53	\$0.00	\$11,898,309.53
10-000-13300	Investments-WF Bank-BS	\$6,939,093.75	\$0.00	\$6,939,093.75
10-000-13400	TexStar Investment Pool-BS	\$11,888,678.86	\$0.00	\$11,888,678.86
10-000-13500	Investments-Raymond James, Inc.-BS	\$5,006,374.08	\$0.00	\$5,006,374.08
10-000-13501	Raymond James, Inc. - Cash-BS	\$1,002,296.60	\$0.00	\$1,002,296.60
Total Cash and Equivalents		\$39,922,105.72	\$0.00	\$39,922,105.72
Receivables				
10-000-14100	A/R-EMS Billings-BS	\$8,094,876.76	\$0.00	\$8,094,876.76
10-000-14200	Allowance for Bad Debts-BS	(\$3,983,633.72)	\$0.00	(\$3,983,633.72)
10-000-14300	A/R-Other-BS	\$4,397,996.02	\$0.00	\$4,397,996.02
10-000-14305	A/R Employee-BS	\$28,652.33	\$0.00	\$28,652.33
10-000-14525	Receivable from Component Unit-BS	\$206,274.74	\$0.00	\$206,274.74
10-000-14700	Taxes Receivable-BS	\$1,141,209.42	\$0.00	\$1,141,209.42
10-000-14750	Allowance for bad debt-tax rev-BS	(\$356,277.00)	\$0.00	(\$356,277.00)
Total Receivables		\$9,529,098.55	\$0.00	\$9,529,098.55
Other Assets				
10-000-14800	Deposits-BS	\$95,258.00	\$0.00	\$95,258.00
10-000-14900	Prepaid Expenses-BS	\$405,403.70	\$0.00	\$405,403.70
10-000-15000	Inventory-BS	\$635,175.00	\$0.00	\$635,175.00
14-000-18100	Deferred Compensation-BS	\$0.00	\$153,982.39	\$153,982.39
Total Other Assets		\$1,135,836.70	\$153,982.39	\$1,289,819.09
TOTAL ASSETS		\$50,587,040.97	\$153,982.39	\$50,741,023.36
LIABILITIES				
Current Liabilities				
10-000-20500	Accounts Payable-BS	\$886,564.44	\$0.00	\$886,564.44
10-000-21000	Accrued Expenditures-BS	\$1,381,269.42	\$0.00	\$1,381,269.42
10-000-21400	Accrued Payroll-BS	\$816,320.14	\$0.00	\$816,320.14
10-000-21525	P/R-United Way Deductions-BS	\$2,883.62	\$0.00	\$2,883.62
10-000-21585	P/R-Flexible Spending-BS-BS	\$6,972.82	\$0.00	\$6,972.82
10-000-21595	P/R-Health Savings-BS-BS	\$20.00	\$0.00	\$20.00
10-000-21650	TCDRS Defined Benefit Plan-BS	\$385,947.21	\$0.00	\$385,947.21
14-000-23100	Due to Participants-BS	\$0.00	\$153,982.39	\$153,982.39
Total Current Liabilities		\$3,479,977.65	\$153,982.39	\$3,633,960.04
Deferred Liabilities				
10-000-23000	Deferred Tax Revenue-BS	\$784,932.42	\$0.00	\$784,932.42
10-000-23200	Deferred Revenue-BS	\$599,319.69	\$0.00	\$599,319.69
Total Deferred Liabilities		\$1,384,252.11	\$0.00	\$1,384,252.11
TOTAL LIABILITIES		\$4,864,229.76	\$153,982.39	\$5,018,212.15

Montgomery County Hospital District
Balance Sheet
As of September 30, 2017

CAPITAL				
10-000-30225	Assigned - Open Purchase Orders-BS	\$1,045,405.86	\$0.00	\$1,045,405.86
10-000-30400	Nonspendable - Inventory-BS	\$635,175.00	\$0.00	\$635,175.00
10-000-30700	Nonspendable - Prepaids-BS	\$405,403.70	\$0.00	\$405,403.70
10-000-30802	Restricted - NACCHO Grant Funds Remaining-BS	\$1,204.81	\$0.00	\$1,204.81
10-000-32001	Committed - Uncompensated Care-BS	\$7,580,000.00	\$0.00	\$7,580,000.00
10-000-32002	Committed - Capital Replacement-BS	\$1,890,760.00	\$0.00	\$1,890,760.00
10-000-32003	Committed - Capital Maintenance-BS	\$170,583.00	\$0.00	\$170,583.00
10-000-32004	Committed - Catastrophic Events-BS	\$5,000,000.00	\$0.00	\$5,000,000.00
10-000-39000	Unassigned Fund Balance-MCHD-BS	\$28,994,278.84	\$0.00	\$28,994,278.84
TOTAL CAPITAL		\$45,722,811.21	\$0.00	\$45,722,811.21
TOTAL LIABILITIES AND CAPITAL		\$50,587,040.97	\$153,982.39	\$50,741,023.36

Montgomery County Hospital District
Preliminary Income Statement - Actual vs. Budget
For the Period Ended September 30, 2017

		Current Month Actual	Current Month Budget	Current Month Variance	YTD Actual	YTD Budget	YTD Variance	Total Annual Budget	% YTD Annual Budget	Annual Budget Remaining
Revenue										
Tax Revenue										
40000	Tax Revenue	31,254.91	45,849.00	(14,594.09)	36,288,444.59	35,973,441.00	315,003.59	35,973,441.00	100.88%	(315,003.59)
40100	Delinquent Tax Revenue	13,737.04	26,515.00	(12,777.96)	325,951.09	404,245.00	(78,293.91)	404,245.00	80.63%	78,293.91
40200	Penalties and Interest	13,550.81	22,760.00	(9,209.19)	281,785.41	323,218.00	(41,432.59)	323,218.00	87.18%	41,432.59
40300	Misc Tax Revenue VIT and BIT Funds	0.00	0.00	0.00	5,607.42	0.00	5,607.42	0.00	0.00%	(5,607.42)
Total Tax Revenue		58,542.76	95,124.00	(36,581.24)	36,901,788.51	36,700,904.00	200,884.51	36,700,904.00	100.55%	(200,884.51)
EMS Net Revenue										
43100	EMS - Advanced Life Support Revenue	1,783,574.34	1,370,299.00	413,275.34	19,819,534.17	16,671,974.00	3,147,560.17	16,671,974.00	118.88%	(3,147,560.17)
43200	EMS - Basic Life Support Revenue	434,653.24	368,258.00	66,395.24	4,785,670.25	4,480,470.00	305,200.25	4,480,470.00	106.81%	(305,200.25)
43300	Transfer Service Fees	180,143.40	68,854.00	111,289.40	911,832.64	837,722.00	74,110.64	837,722.00	108.85%	(74,110.64)
43400	Non-Transport Fees	22,746.50	23,806.00	(1,059.50)	416,341.65	289,636.00	126,705.65	289,636.00	143.75%	(126,705.65)
43500	Contractual Allowance	(640,909.60)	(549,365.00)	(91,544.60)	(6,499,187.92)	(6,683,940.00)	184,752.08	(6,683,940.00)	97.24%	(184,752.08)
43520	Provision for Bad Debt	(600,893.44)	(366,243.00)	(234,650.44)	(8,379,664.89)	(4,455,956.00)	(3,923,708.89)	(4,455,956.00)	188.06%	3,923,708.89
43600	Recovery of Bad Debt - EMS	14,129.81	23,177.00	(9,047.19)	270,834.64	278,124.00	(7,289.36)	278,124.00	97.38%	7,289.36
Total EMS Net Revenue		1,193,444.25	938,786.00	254,658.25	11,325,360.54	11,418,030.00	(92,669.46)	11,418,030.00	99.19%	92,669.46
Other Revenue										
41100	Investment Income - MCHD	34,600.10	6,667.00	27,933.10	302,218.02	80,004.00	222,214.02	80,004.00	377.75%	(222,214.02)
41250	Interest Income	1,209.86	110.00	1,099.86	15,740.01	1,320.00	14,420.01	1,320.00	1192.43%	(14,420.01)
41300	Tobacco Settlement Proceeds	0.00	0.00	0.00	825,315.48	400,000.00	425,315.48	400,000.00	206.33%	(425,315.48)
41400	Weyland Bldg. Land Lease	8,265.51	8,266.00	(0.49)	33,062.04	33,064.00	(1.96)	33,064.00	99.99%	1.96
41500	Miscellaneous Income	110,508.53	2,000.00	108,508.53	442,528.40	149,000.00	293,528.40	149,000.00	297.00%	(293,528.40)
41510	Rx Discount Card Royalties	592.50	400.00	192.50	6,887.50	4,800.00	2,087.50	4,800.00	143.49%	(2,087.50)
41600	Tenant Rent Income	7,481.25	7,751.00	(269.75)	89,775.00	93,012.00	(3,237.00)	93,012.00	96.52%	3,237.00
42200	P.A. Processing Fees	230.00	270.00	(40.00)	3,495.00	3,240.00	255.00	3,240.00	107.87%	(255.00)
43700	Contract Revenue (Net)	15,300.00	18,000.00	(2,700.00)	56,454.00	29,220.00	27,234.00	29,220.00	193.20%	(27,234.00)
43750	1115 Waiver - Paramedicine	103,500.00	100,000.00	3,500.00	1,121,700.00	1,200,000.00	(78,300.00)	1,200,000.00	93.48%	78,300.00
43800	Education/Training Revenue	2,435.00	8,300.00	(5,865.00)	66,236.40	64,800.00	1,436.40	64,800.00	102.22%	(1,436.40)
43910	Stand-By Fees	12,200.00	0.00	12,200.00	50,800.00	28,000.00	22,800.00	28,000.00	181.43%	(22,800.00)
43920	EMS - Trauma Fund Income	0.00	0.00	0.00	21,881.00	12,000.00	9,881.00	12,000.00	182.34%	(9,881.00)
43950	Ambulance Supplemental Payment Program	3,418,480.94	2,500,000.00	918,480.94	3,418,480.94	2,500,000.00	918,480.94	2,500,000.00	136.74%	(918,480.94)
44000	Management Fee Revenue	8,333.33	8,333.00	0.33	99,999.96	100,000.00	(0.04)	100,000.00	100.00%	0.04
44100	Employee Medical Premiums	75,621.26	0.00	75,621.26	723,744.73	0.00	723,744.73	0.00	0.00%	(723,744.73)
45100	Dispatch Fees	5,361.00	7,000.00	(1,639.00)	285,281.00	219,000.00	66,281.00	219,000.00	130.27%	(66,281.00)
45150	MDC Revenue - First Responder	46,650.00	0.00	46,650.00	53,650.00	44,000.00	9,650.00	44,000.00	121.93%	(9,650.00)
46300	Inter Local 800 Mhz	198,463.00	0.00	198,463.00	198,463.00	100,000.00	98,463.00	100,000.00	198.46%	(98,463.00)
46500	VHF Project Revenue	21,671.79	22,868.00	(1,196.21)	259,626.47	274,416.00	(14,789.53)	274,416.00	94.61%	14,789.53
49010	Sale of Assets	18,164.00	0.00	18,164.00	49,769.00	24,000.00	25,769.00	24,000.00	207.37%	(25,769.00)
Total Other Revenue		4,089,068.07	2,689,965.00	1,399,103.07	8,125,107.95	5,359,876.00	2,765,231.95	5,359,876.00	151.59%	(2,765,231.95)
Total Revenue		5,341,055.08	3,723,875.00	1,617,180.08	56,352,257.00	53,478,810.00	2,873,447.00	53,478,810.00	105.37%	(2,873,447.00)
Expenses										
Payroll Expenses										
51100	Regular Pay	1,144,653.43	1,214,502.00	(69,848.57)	14,272,404.82	14,612,005.00	(339,600.18)	14,612,005.00	97.68%	339,600.18
51200	Overtime Pay	392,667.16	399,649.00	(6,981.84)	4,833,909.64	4,815,370.00	18,539.64	4,815,370.00	100.39%	(18,539.64)
51300	Paid Time Off	132,899.32	0.00	132,899.32	1,563,136.55	106,100.00	1,457,036.55	106,100.00	1473.27%	(1,457,036.55)
51400	Stipend Pay	30,242.39	26,650.00	3,592.39	380,950.05	321,703.00	59,247.05	321,703.00	118.42%	(59,247.05)
51500	Payroll Taxes	123,678.41	123,953.00	(274.59)	1,498,971.38	1,491,643.00	7,328.38	1,491,643.00	100.49%	(7,328.38)
51650	TCDRS Plan	113,512.89	135,379.00	(21,866.11)	4,343,399.75	4,469,295.00	(125,895.25)	4,469,295.00	97.18%	125,895.25
51700	Health & Dental	53,067.29	310,747.00	(257,679.71)	1,280,075.74	3,831,983.00	(2,551,907.26)	3,831,983.00	33.41%	2,551,907.26
51710	Health Insurance Claims	224,375.27	0.00	224,375.27	1,860,307.69	0.00	1,860,307.69	0.00	0.00%	(1,860,307.69)
51720	Health Insurance Admin Fees	107,708.36	0.00	107,708.36	486,433.67	0.00	486,433.67	0.00	0.00%	(486,433.67)
Total Payroll Expenses		2,322,804.52	2,210,880.00	111,924.52	30,519,589.29	29,648,099.00	871,490.29	29,648,099.00	102.94%	(871,490.29)

Montgomery County Hospital District
Preliminary Income Statement - Actual vs. Budget
For the Period Ended September 30, 2017

		Current Month Actual	Current Month Budget	Current Month Variance	YTD Actual	YTD Budget	YTD Variance	Total Annual Budget	% YTD Annual Budget	Annual Budget Remaining
Operating Expenses										
52000	Accident Repair	3,743.40	452.00	3,291.40	45,878.80	5,424.00	40,454.80	5,424.00	845.85%	(40,454.80)
52100	Accounting/Auditing Fees	10,000.00	0.00	10,000.00	48,500.00	50,000.00	(1,500.00)	50,000.00	97.00%	1,500.00
52200	Advertising	23.43	450.00	(426.57)	1,766.57	5,126.00	(3,359.43)	5,126.00	34.46%	3,359.43
52300	Bank Charges	4,162.12	1,850.00	2,312.12	23,383.69	22,200.00	1,183.69	22,200.00	105.33%	(1,183.69)
52350	Credit Card Processing Fee	2,645.94	3,400.00	(754.06)	28,873.06	39,600.00	(10,726.94)	39,600.00	72.91%	10,726.94
52500	Bio-Waste Removal	2,459.61	3,407.00	(947.39)	33,311.34	40,884.00	(7,572.66)	40,884.00	81.48%	7,572.66
52600	Books/Materials	7,775.86	2,745.00	5,030.86	33,407.72	55,020.00	(21,612.28)	55,020.00	60.72%	21,612.28
52700	Business Licenses	283.60	500.00	(216.40)	19,376.57	36,354.00	(16,977.43)	36,354.00	53.30%	16,977.43
52725	Capital Lease Expense	68,481.70	68,482.00	(0.30)	1,029,687.52	1,029,688.00	(0.48)	1,029,688.00	100.00%	0.48
52900	Collection Fees	13,795.80	32,100.00	(18,304.20)	231,443.22	369,300.00	(137,856.78)	369,300.00	62.67%	137,856.78
52950	Community Education	309.00	3,334.00	(3,025.00)	9,600.90	18,350.00	(8,749.10)	18,350.00	52.32%	8,749.10
53000	Computer Maintenance	88,569.00	1,500.00	87,069.00	216,158.58	352,592.00	(136,433.42)	352,592.00	61.31%	136,433.42
53050	Computer Software	49,555.43	70,158.00	(20,602.57)	717,480.35	792,156.00	(74,675.65)	792,156.00	90.57%	74,675.65
53075	Computer Software - MDC First Responder	30,561.05	0.00	30,561.05	64,818.61	47,000.00	17,818.61	47,000.00	137.91%	(17,818.61)
53100	Computer Supplies/Non-Cap.	168.84	885.00	(716.16)	39,456.61	39,507.98	(51.37)	39,507.98	99.87%	51.37
53150	Conferences-Fees, Travel, and Meals	10,115.92	21,361.00	(11,245.08)	148,731.92	194,868.00	(46,136.08)	194,868.00	76.32%	46,136.08
53310	Contractual Obligations-County Appraisal	67,700.15	72,000.00	(4,299.85)	317,873.15	288,000.00	29,873.15	288,000.00	110.37%	(29,873.15)
53320	Contractual Obligations-Tax Collector Assessor	3.83	300.00	(296.17)	52,989.52	50,000.00	2,989.52	50,000.00	105.98%	(2,989.52)
53330	Contractual Obligations- Other	0.00	0.00	0.00	3,600.00	6,720.00	(3,120.00)	6,720.00	53.57%	3,120.00
53500	Customer Property Damage	0.00	100.00	(100.00)	11.00	1,200.00	(1,189.00)	1,200.00	0.92%	1,189.00
53550	Customer Relations	3,375.85	2,650.00	725.85	38,187.41	33,300.00	4,887.41	33,300.00	114.68%	(4,887.41)
53800	Disposable Linen	11,431.86	8,770.00	2,661.86	90,696.61	105,240.00	(14,543.39)	105,240.00	86.18%	14,543.39
53900	Disposable Medical Supplies	97,895.16	90,630.00	7,265.16	895,757.19	1,102,391.58	(206,634.39)	1,102,391.58	81.26%	206,634.39
54000	Drug Supplies	19,752.17	11,375.00	8,377.17	198,696.95	154,809.50	43,887.45	154,809.50	128.35%	(43,887.45)
54100	Dues/Subscriptions	1,920.00	992.00	928.00	36,247.43	51,073.00	(14,825.57)	51,073.00	70.97%	14,825.57
54200	Durable Medical Equipment	9,645.05	9,200.00	445.05	760,204.47	793,940.00	(33,735.53)	793,940.00	95.75%	33,735.53
54300	Election Expenses	0.00	0.00	0.00	215,851.00	275,000.00	(59,149.00)	275,000.00	78.49%	59,149.00
54350	Employee Health/Wellness	3,628.20	1,640.00	1,988.20	13,619.54	29,700.00	(16,080.46)	29,700.00	45.86%	16,080.46
54450	Employee Recognition	606.74	7,126.00	(6,519.26)	90,524.99	90,943.14	(418.15)	90,943.14	99.54%	418.15
54500	Equipment Rental	157.22	1,600.00	(1,442.78)	8,862.50	14,600.00	(5,737.50)	14,600.00	60.70%	5,737.50
54700	Fuel - Auto	48,440.74	40,227.00	8,213.74	412,684.52	447,216.00	(34,531.48)	447,216.00	92.28%	34,531.48
54725	Fuel - Non-Auto	0.00	0.00	0.00	3,670.00	6,000.00	(2,330.00)	6,000.00	61.17%	2,330.00
54800	Hazardous Waste Removal	106.25	200.00	(93.75)	568.00	2,600.00	(2,032.00)	2,600.00	21.85%	2,032.00
54900	Insurance	38,544.00	42,000.00	(3,456.00)	516,176.66	547,140.00	(30,963.34)	547,140.00	94.34%	30,963.34
55025	Interest Expense	3,934.21	3,934.00	0.21	74,639.16	74,640.00	(0.84)	74,640.00	100.00%	0.84
55100	Laundry Service & Purchase	268.95	450.00	(181.05)	4,025.18	5,000.00	(974.82)	5,000.00	80.50%	974.82
55400	Leases/Contracts	6,201.60	4,725.00	1,476.60	67,773.36	67,250.00	523.36	67,250.00	100.78%	(523.36)
55500	Legal Fees	17,353.50	12,184.00	5,169.50	92,020.40	122,200.00	(30,179.60)	122,200.00	75.30%	30,179.60
55600	Maintenance & Repairs-Buildings	58,554.05	37,000.00	21,554.05	419,178.55	443,639.94	(24,461.39)	443,639.94	94.49%	24,461.39
55650	Maintenance-Contract Equipment	3,072.00	14,875.00	(11,803.00)	228,784.90	386,277.08	(157,492.18)	386,277.08	59.23%	157,492.18
55700	Management Fees	32,437.95	48,079.00	(15,641.05)	423,091.25	574,148.00	(151,056.75)	574,148.00	73.69%	151,056.75
55900	Meals - Business and Travel	0.00	260.00	(260.00)	1,648.78	5,854.00	(4,205.22)	5,854.00	28.17%	4,205.22
56100	Meeting Expenses	532.03	293.00	239.03	16,651.61	20,216.00	(3,564.39)	20,216.00	82.37%	3,564.39
56200	Mileage Reimbursements	790.18	1,218.00	(427.82)	8,067.55	14,856.00	(6,788.45)	14,856.00	54.30%	6,788.45
56300	Office Supplies	42.58	2,500.00	(2,457.42)	18,533.35	30,014.78	(11,481.43)	30,014.78	61.75%	11,481.43
56400	Oil & Lubricants	6,263.64	1,840.00	4,423.64	32,105.11	22,080.00	10,025.11	22,080.00	145.40%	(10,025.11)
56500	Other Services	(546.79)	2,308.00	(2,854.79)	15,675.81	27,700.00	(12,024.19)	27,700.00	56.59%	12,024.19
56550	Other Services - DSRIP	0.00	0.00	0.00	899,588.32	899,589.00	(0.68)	899,589.00	100.00%	0.68
56600	Oxygen & Gases	5,762.72	6,250.00	(487.28)	73,615.44	75,626.81	(2,011.37)	75,626.81	97.34%	2,011.37
56700	Paging System	249.00	250.00	(1.00)	7,143.77	3,000.00	4,143.77	3,000.00	238.13%	(4,143.77)
56900	Postage	2,972.31	2,500.00	472.31	28,109.06	30,000.00	(1,890.94)	30,000.00	93.70%	1,890.94
57000	Printing Services	989.48	2,225.00	(1,235.52)	17,789.36	18,865.00	(1,075.64)	18,865.00	94.30%	1,075.64
57100	Professional Fees	370,877.11	365,109.00	5,768.11	1,566,456.38	1,959,636.93	(393,180.55)	1,959,636.93	79.94%	393,180.55
57200	Radio Repairs - Outsourced (Depot)	0.00	3,070.00	(3,070.00)	18,099.64	41,475.00	(23,375.36)	41,475.00	43.64%	23,375.36
57225	Radio Repair - Parts	(899.83)	3,525.00	(4,424.83)	37,332.66	40,829.47	(3,496.81)	40,829.47	91.44%	3,496.81
57250	Radios	0.00	500.00	(500.00)	329,690.55	341,498.00	(11,807.45)	341,498.00	96.54%	11,807.45
57300	Recruit/Investigate	3,606.00	1,850.00	1,756.00	24,239.60	22,200.00	2,039.60	22,200.00	109.19%	(2,039.60)
57500	Rent	16,277.17	14,575.00	1,702.17	138,113.17	139,900.00	(1,786.83)	139,900.00	98.72%	1,786.83

Montgomery County Hospital District
Preliminary Income Statement - Actual vs. Budget
For the Period Ended September 30, 2017

		Current Month Actual	Current Month Budget	Current Month Variance	YTD Actual	YTD Budget	YTD Variance	Total Annual Budget	% YTD Annual Budget	Annual Budget Remaining
57650	Repair-Equipment	1,292.50	1,572.00	(279.50)	19,059.78	34,564.00	(15,504.22)	34,564.00	55.14%	15,504.22
57700	Shop Tools	1,168.62	1,248.00	(79.38)	8,849.27	18,916.00	(10,066.73)	18,916.00	46.78%	10,066.73
57725	Shop Supplies	4,885.16	6,086.00	(1,200.84)	45,147.78	74,598.45	(29,450.67)	74,598.45	60.52%	29,450.67
57750	Small Equipment & Furniture	63,485.45	6,825.00	56,660.45	403,383.37	454,355.56	(50,972.19)	454,355.56	88.78%	50,972.19
57800	Special Events Supplies	0.00	150.00	(150.00)	1,446.63	2,650.00	(1,203.37)	2,650.00	54.59%	1,203.37
57900	Station Supplies	10,958.93	6,556.00	4,402.93	66,065.93	73,993.46	(7,927.53)	73,993.46	89.29%	7,927.53
58100	Supplemental Food	2,411.14	0.00	2,411.14	2,997.68	3,000.00	(2.32)	3,000.00	99.92%	2.32
58200	Telephones-Cellular	7,229.85	7,443.00	(213.15)	82,980.07	88,545.00	(5,564.93)	88,545.00	93.72%	5,564.93
58310	Telephones-Service	10,551.39	13,871.00	(3,319.61)	165,672.11	166,452.00	(779.89)	166,452.00	99.53%	779.89
58320	Telephones - Long Distance	719.59	700.00	19.59	9,945.66	8,400.00	1,545.66	8,400.00	118.40%	(1,545.66)
58500	Training/Related Expenses-CE	15,541.70	5,850.00	9,691.70	152,935.79	195,841.00	(42,905.21)	195,841.00	78.09%	42,905.21
58550	Tuition Reimbursement	16,050.76	4,583.00	11,467.76	78,185.14	54,996.00	23,189.14	54,996.00	142.17%	(23,189.14)
58600	Travel Expenses	400.00	440.00	(40.00)	5,031.73	6,575.00	(1,543.27)	6,575.00	76.53%	1,543.27
58700	Uniforms	16,844.00	16,725.00	119.00	174,940.35	253,806.10	(78,865.75)	253,806.10	68.93%	78,865.75
58800	Utilities	33,383.66	35,465.00	(2,081.34)	356,244.23	425,580.00	(69,335.77)	425,580.00	83.71%	69,335.77
58900	Vehicle-Batteries	(835.70)	1,741.00	(2,576.70)	5,881.86	20,900.00	(15,018.14)	20,900.00	28.14%	15,018.14
59000	Vehicle-Outside Services	746.00	1,800.00	(1,054.00)	32,647.13	37,100.00	(4,452.87)	37,100.00	88.00%	4,452.87
59050	Vehicle-Parts	37,132.04	20,833.00	16,299.04	271,520.34	251,030.68	20,489.66	251,030.68	108.16%	(20,489.66)
59100	Vehicle-Registration	239.50	208.00	31.50	1,743.96	2,496.00	(752.04)	2,496.00	69.87%	752.04
59150	Vehicle-Tires	(1,454.47)	4,500.00	(5,954.47)	45,296.73	54,000.00	(8,703.27)	54,000.00	83.88%	8,703.27
59200	Vehicle-Towing	0.00	275.00	(275.00)	1,630.10	3,300.00	(1,669.90)	3,300.00	49.40%	1,669.90
51800	Unemployment Ins.	1,451.00	1,451.00	0.00	10,134.19	17,412.00	(7,277.81)	17,412.00	58.20%	7,277.81
59350	Worker's Compensation Insurance	44,783.76	44,922.00	(138.24)	445,302.19	543,223.00	(97,920.81)	543,223.00	81.97%	97,920.81
Total Operating Expenses		1,391,580.66	1,212,198.00	179,382.66	13,277,511.38	15,256,173.46	(1,978,662.08)	15,256,173.46	87.03%	1,978,662.08
Indigent Care Expenses										
53350	1115 Medicaid Waiver - Uncompensated Care	255,885.00	255,885.00	0.00	2,047,898.58	3,070,620.00	(1,022,721.42)	3,070,620.00	66.69%	1,022,721.42
57850	Specialty Healthcare Providers	229,234.52	410,951.00	(181,716.48)	2,891,124.35	4,931,412.00	(2,040,287.65)	4,931,412.00	58.63%	2,040,287.65
Total Indigent Care Expenses		485,119.52	666,836.00	(181,716.48)	4,939,022.93	8,002,032.00	(3,063,009.07)	8,002,032.00	61.72%	3,063,009.07
Total Operating, Payroll and Indigent Care Expenses		4,199,504.70	4,089,914.00	109,590.70	48,736,123.60	52,906,304.46	(4,170,180.86)	52,906,304.46	92.12%	4,170,180.86
Capital Expenditures										
52753	Capital Purchases / Building Improvements	(48,398.72)	0.00	(48,398.72)	0.00	48,398.74	(48,398.74)	48,398.74	0.00%	48,398.74
52754	Capital Purchases / Equipment	293,892.82	1,103,454.14	(809,561.32)	949,505.86	2,723,338.39	(1,773,832.53)	2,723,338.39	34.87%	1,773,832.53
52755	Capital Purchases - Vehicles	52,339.04	80,000.00	(27,660.96)	1,130,093.04	1,155,778.00	(25,684.96)	1,155,778.00	97.78%	25,684.96
Total Capital Expenditures		297,833.14	1,183,454.14	(885,621.00)	2,079,598.90	3,927,515.13	(1,847,916.23)	3,927,515.13	52.95%	1,847,916.23
Total Expenditures		4,497,337.84	5,273,368.14	(776,030.30)	50,815,722.50	56,833,819.59	(6,018,097.09)	56,833,819.59	89.41%	6,018,097.09
Revenue over Expenses		843,717.24	(1,549,493.14)	2,393,210.38	5,536,534.50	(3,355,009.59)	8,891,544.09	(3,355,009.59)	-165.02%	(8,891,544.09)

AGENDA ITEM # 24

Board Mtg.: 10/24/2017

Montgomery County Hospital District Payer Mix

Payer	Oct-16	Nov-16	Dec-16	Jan-17	Feb-17	Mar-17	Apr-17	May-17	Jun-17	Jul-17	Aug-17	Sep-17	12-Month Total
Medicare	861,573	903,217	1,004,559	1,041,965	924,467	1,011,503	915,278	1,014,228	941,866	1,039,571	1,105,956	1,111,415	11,875,598
Medicaid	210,125	186,970	231,846	219,044	188,594	226,520	223,594	256,495	227,158	262,033	281,733	252,278	2,766,389
Insurance	380,350	367,303	381,829	379,754	375,444	429,868	382,959	404,158	381,249	413,984	434,291	444,229	4,775,418
Facility Contract	24,751	21,822	15,854	18,085	18,928	19,986	19,553	18,951	19,479	19,057	14,539	32,396	243,401
Bill Patient	560,504	512,911	501,389	500,195	444,077	523,883	556,804	539,177	559,160	637,223	628,836	605,270	6,569,429
Total	2,037,303	1,992,223	2,135,477	2,159,043	1,951,510	2,211,760	2,098,187	2,233,008	2,128,912	2,371,869	2,465,354	2,445,588	26,230,236

Payer	Oct-16	Nov-16	Dec-16	Jan-17	Feb-17	Mar-17	Apr-17	May-17	Jun-17	Jul-17	Aug-17	Sep-17	12-Month %
Medicare	42.3%	45.3%	47.0%	48.3%	47.4%	45.7%	43.6%	45.4%	44.2%	43.8%	44.9%	45.4%	45.3%
Medicaid	10.3%	9.4%	10.9%	10.1%	9.7%	10.2%	10.7%	11.5%	10.7%	11.0%	11.4%	10.3%	10.5%
Insurance	18.7%	18.4%	17.9%	17.6%	19.2%	19.4%	18.3%	18.1%	17.9%	17.5%	17.6%	18.2%	18.2%
Facility Contract	1.2%	1.1%	0.7%	0.8%	1.0%	0.9%	0.9%	0.8%	0.9%	0.8%	0.6%	1.3%	0.9%
Bill Patient	27.5%	25.7%	23.5%	23.2%	22.8%	23.7%	26.5%	24.1%	26.3%	26.9%	25.5%	24.7%	25.0%
Total	100.0%	99.9%	100.0%	100.0%	100.1%	99.9%	100.0%	99.9%	100.0%	100.0%	100.0%	99.9%	99.9%

AGENDA ITEM # 24

Board Mtg.: 10/24/2017

Montgomery County Hospital District Accounts Receivable Analysis

Days in Accounts Receivable

	Oct-16	Nov-16	Dec-16	Jan-17	Feb-17	Mar-17	Apr-17	May-17	Jun-17	Jul-17	Aug-17	Sep-17
A/R Balance	7,656,005	7,335,944	6,704,057	6,529,665	6,339,422	6,152,883	6,408,026	6,111,392	5,995,341	6,112,088	6,365,707	6,694,754
Total 6-Mo Charges	13,516,962	12,719,662	11,982,934	11,265,614	10,423,802	9,708,739	9,770,260	9,920,174	9,969,594	10,083,665	10,397,071	10,522,740
Avg Charge / Day *	75,094	70,665	66,572	62,587	57,910	53,937	54,279	55,112	55,387	56,020	57,762	58,460
A/R Days	102	104	101	104	109	114	118	111	108	109	110	115

* Beginning in August 2015, A/R Balance excludes liens related to motor vehicle accidents.

** Avg Charge / Day is calculated using the most current six months' charges divided by 180 days.

Accounts Receivable Aging by Dollars

Month	Days							> 90 Days	> 120 Days
	Current	31-60	61-90	91-120	121-180	>180	Total		
Oct-16	1,534,929	1,621,005	1,289,311	1,137,078	715,502	2,646,634	8,944,460	4,499,214	3,362,136
Nov-16	1,552,311	882,923	1,388,049	1,194,727	920,253	2,705,994	8,644,257	4,820,974	3,626,247
Dec-16	1,610,539	906,978	731,335	1,134,409	898,865	2,786,539	8,068,665	4,819,813	3,685,404
Jan-17	1,676,385	1,052,769	735,061	684,021	850,720	2,880,959	7,879,915	4,415,701	3,731,679
Feb-17	1,622,049	1,008,855	719,629	633,405	741,128	2,978,703	7,703,768	4,353,236	3,719,831
Mar-17	1,620,228	937,648	756,594	581,057	561,653	3,084,073	7,541,252	4,226,782	3,645,726
Apr-17	1,641,595	954,594	741,877	681,531	600,437	3,190,545	7,810,579	4,472,514	3,790,982
May-17	1,636,575	916,783	769,904	661,531	634,893	2,851,390	7,471,076	4,147,814	3,486,283
Jun-17	1,578,467	942,700	773,709	683,739	546,050	2,827,584	7,352,249	4,057,374	3,373,634
Jul-17	1,734,408	958,918	784,361	686,797	507,186	2,820,787	7,492,457	4,014,770	3,327,973
Aug-17	1,749,940	1,002,642	789,980	691,432	752,806	2,771,321	7,758,120	4,215,558	3,524,126
Sep-17	1,850,089	1,057,400	841,211	706,800	873,042	2,765,150	8,093,690	4,344,992	3,638,191

Accounts Receivable Aging by Percentage

Month	Days							> 90 Days	> 120 Days
	Current	31-60	61-90	91-120	121-180	>180	Total		
Oct-16	17%	18%	14%	13%	8%	30%	100%	50%	38%
Nov-16	18%	10%	16%	14%	11%	31%	100%	56%	42%
Dec-16	20%	11%	9%	14%	11%	35%	100%	60%	46%
Jan-17	21%	13%	9%	9%	11%	37%	100%	56%	47%
Feb-17	21%	13%	9%	8%	10%	39%	100%	57%	48%
Mar-17	21%	12%	10%	8%	7%	41%	100%	56%	48%
Apr-17	21%	12%	9%	9%	8%	41%	100%	57%	49%
May-17	22%	12%	10%	9%	8%	38%	100%	56%	47%
Jun-17	21%	13%	11%	9%	7%	38%	100%	55%	46%
Jul-17	23%	13%	10%	9%	7%	38%	100%	54%	44%
Aug-17	23%	13%	10%	9%	10%	36%	100%	54%	45%
Sep-17	23%	13%	10%	9%	11%	34%	100%	54%	45%

AGENDA ITEM # 24

Board Mtg.: 10/24/2017

Montgomery County Hospital District Accounts Payable Analysis

Accounts Payable Aging by Dollars

Month	Current	Days					\$ Total minus Credits
		31-60	61-90	> 90	Credits	Total	
Oct-16	758,881	-	-	8	(17)	758,872	529,143
Nov-16	49,417	-	-	8	(17)	49,408	758,889
Dec-16	783,987	-	-	8	(17)	783,979	49,425
Jan-17	455,328	-	-	8	(17)	455,319	783,995
Feb-17	347,935	226	-	8	(17)	348,152	455,336
Mar-17	140,846	4,420	-	2	(17)	145,251	348,169
Apr-17	445,181	-	-	2	(2)	445,181	145,268
May-17	280,708	-	-	2	(2)	280,708	445,183
Jun-17	458,483	11	-	2	(2)	458,494	280,709
Jul-17	501,320	11	-	2	(2)	501,331	458,495
Aug-17	360,284	-	-	2	(2)	360,284	501,333
Sep-17	886,564	-	-	2	(2)	886,564	886,566

Accounts Payable Aging by Percentage without Credits

Month	Current	Days		
		31-60	61-90	> 90
Oct-16	143%	0%	0%	0%
Nov-16	7%	0%	0%	0%
Dec-16	1586%	0%	0%	0%
Jan-17	58%	0%	0%	0%
Feb-17	76%	0%	0%	0%
Mar-17	40%	1%	0%	0%
Apr-17	306%	0%	0%	0%
May-17	63%	0%	0%	0%
Jun-17	163%	0%	0%	0%
Jul-17	109%	0%	0%	0%
Aug-17	72%	0%	0%	0%
Sep-17	100%	0%	0%	0%

Montgomery County Hospital District FY 2017 Budget Variance Analysis

Revenue

Tax Revenue

Total Tax Revenue exceeded budget by \$200,884 which represents 100.55% of the annual amount budgeted.

EMS Net Revenue

Total EMS Net Revenue was \$92,669 or 0.8% less than budget. Effective on the first day of fiscal year 2017, the EMS billing rate was reduced by approximately 47%. It was estimated that EMS Net Revenue would be reduced by approximately \$3,500,000 for fiscal year 2017; however, that reduction did not take into account bad debt write-offs resulting from ambulance runs billed at the original higher rate during the months prior to the change. These unbudgeted bad debt write-offs drove down EMS Net Revenue; however, billable runs for the year exceeded expectations, making up for most of the shortfall.

Other Revenue

Investment Income for the year was \$302,218, which was \$222,214 greater than budget. This variance is primarily due to increases in the interest rate and additional investments.

Tobacco Settlement Proceeds were 825,315 versus the budgeted amount of \$400,000. The actual amount received for FY 2014 through FY 2016 averaged about \$575,000 per year and was the basis of increasing the FY 2018 budget to \$550,000.

Miscellaneous Income surpassed budget due primarily to the following:

- Alarm received \$100,000 from the Montgomery County Emergency Communications District as part of the FY 2017 PSAP Improvement Program. This was not budgeted revenue.
- Human Resources was credited with dividend checks from Texas Mutual totaling \$235,078 compared to the budgeted amount of \$127,510.
- The Fleet Department received \$42,629 for insurance proceeds resulting from collisions. In the past, these payments have been credited to expense; however, upon advice from the auditors, they are now coded to revenue.
- The Records Department generated \$25,036 more than budgeted for records requests due to requests from law firms increasing significantly.

1115 Waiver – Paramedicine revenue was \$78,300 less than budget due to billable patient encounters being fewer than expected in FY 2017.

The Ambulance Supplemental Payment Program yielded \$918,481 more than budgeted in FY 2017. On advice from the consultants who assist MCHD with submitting the cost report for this program, a 50% “haircut” to the reimbursable amount was applied; however, the actual “haircut” was only 34%.

Employee Medical Premiums is a new account and is used to capture employees’ payroll deductions for their health insurance premiums. This new account is required because of MCHD’s decision to change from a fully insured plan to a partially self-funded plan. Nothing was budgeted in this account, because the decision to move to a partially self-funded plan did not occur until after the FY 2017 budget had been approved.

Interlocal 800 Mhz revenue was \$198,463 and exceeded the budget of \$100,000. This revenue represents the reimbursement of MCHD by the City of Conroe for expenses related to the radio and tower system. This line item is under review and will likely need to be increased in future budgets.

Expenses

Payroll Expenses

Payroll expenses are over budget mainly due to staffing demands associated with Hurricane Harvey.

The health benefit related expenses are less than budget primarily due to the change from a fully insured plan to partially self-funded plan. In the past, these expenses represented insurance premiums; however, under the partially self-funded model, MCHD pays actual medical claims.

Operating Expenses

Collection Fees were under budget by \$137,857 due to improvements initiated in the Billing department during this past year. These improvements have resulted in more payments being received in-house and fewer bills being sent to outside collections.

Computer Maintenance expenses were \$216,159 versus a budget of \$369,300 mainly because department needs were less than expected during the budget process.

Disposable Medical Supplies expense was \$895,757 compared to the budgeted amount of \$1,102,392. There was a duplication error in the FY 2017 budget, which incorrectly inflated the budget by \$108,000. In addition, there was a change in philosophy as to how much inventory is maintained. For most items, only a two week supply is now being stocked versus larger amounts of inventory being carried in the past. This results in increased inventory turns.

Maintenance – Contract Equipment is \$157,492 under budget mainly due to not receiving an invoice for the Harris annual P-25 software agreement for \$120,000. This amount will be accrued pending receipt and payment of the invoice.

Professional Fees are \$393,181 less than budget primarily due to:

- The Radio department has approximately \$136,000 of budgeted expense, which it has not incurred yet due to AT&T becoming a new tenant on two of the towers. Tower climbs, inspections, re-tensioning, etc. will occur once all of AT&T’s equipment is installed. These services are purposely scheduled to occur on all of the towers at the same time to reduce cost.

- Information Technology spent less money than anticipated on outside consulting for an interim manager due to an internal promotion to the manager position at the end of November 2016. The amount saved in professional fees as a result of this change was \$184,000.
- Clinical Services budgeted for a contracted medical director for the entire year, but terminated that agreement at the end of June at which time Dr. Dickson became an MCHD employee. This created a favorable variance of \$44,442.
- The Accounting department budgeted \$50,000 to migrate fixed assets to different software; however, the project only required \$13,000.

Indigent Care Expenses

Indigent Care Expenses were \$3,063,009 under budget due to fewer patients being on the role than expected. In addition, the cost of care for each patient has been reduced due to better case management.

Capital Expenditures

Capital Expenditures were \$1,847,916 under budget primarily due to the continuation of the Microwave Re-design project into fiscal year 2018.

AGENDA ITEM #26

Board Mtg: 10/24/2017

Presentation of Investment Report for the quarter ended September 30, 2017.

**Montgomery County Hospital District
Investment Report
Quarter Ended September 30, 2017**

Investment	Market Value 6/30/2017	Additions	Withdrawals	Interest	Total Increase (Decrease)	Market Value 9/30/2017	Percentage Yield	
							Qtr Ended 9/30/2017	Fiscal Year To Date
Woodforest Special Liquidity Fund - Capital Replacement Sinking Fund (13300)	\$ 6,922,565.00	\$ 2,052.43	\$ (4,638.65)	\$ 19,114.97	\$ 16,528.75	\$ 6,939,093.75	1.0700%	0.8367%
Woodforest Special Liquidity Fund - HCAP Catastrophic Fund (13600)	\$ 1,993.21	\$ -	\$ (1,993.42)	\$ 0.21	\$ (1,993.21)	\$0.00	0.3233%	0.6500%
Woodforest Securities - Certificate of Deposits (13500 + 13501)	\$ 6,515,534.73	\$ -	\$ (526,024.05)	\$ 19,160.00	\$ (506,864.05)	\$ 6,008,670.68	0.3000%	0.1850%
Texas Local Government Investment Pool (13100)	\$ 15,613,672.19	\$ -	\$ (3,750,000.00)	\$ 34,637.34	\$ (3,715,362.66)	\$ 11,898,309.53	1.0282%	0.6962%
TexSTAR Local Government Investment Pool (13400)	\$ 15,603,263.92	\$ -	\$ (3,750,000.00)	\$ 35,414.94	\$ (3,714,585.06)	\$ 11,888,678.86	1.0185%	0.7023%
Total	\$ 44,657,029.05	\$ 2,052.43	\$ (8,032,656.12)	\$ 108,327.46	\$ (7,922,276.23)	\$ 36,734,752.82		

This report and its attachments complies with the Investment Strategies and the Investment Policy of Montgomery County Hospital District, as well as Government Code Section 2256 ("Public Funds Investment Act") of the State of Texas.

Randy Johnson

Chief Executive Officer
Investment Officer, Montgomery County Hospital District

D. Brett Allen, CPA

Chief Financial Officer
Investment Officer, Montgomery County Hospital District

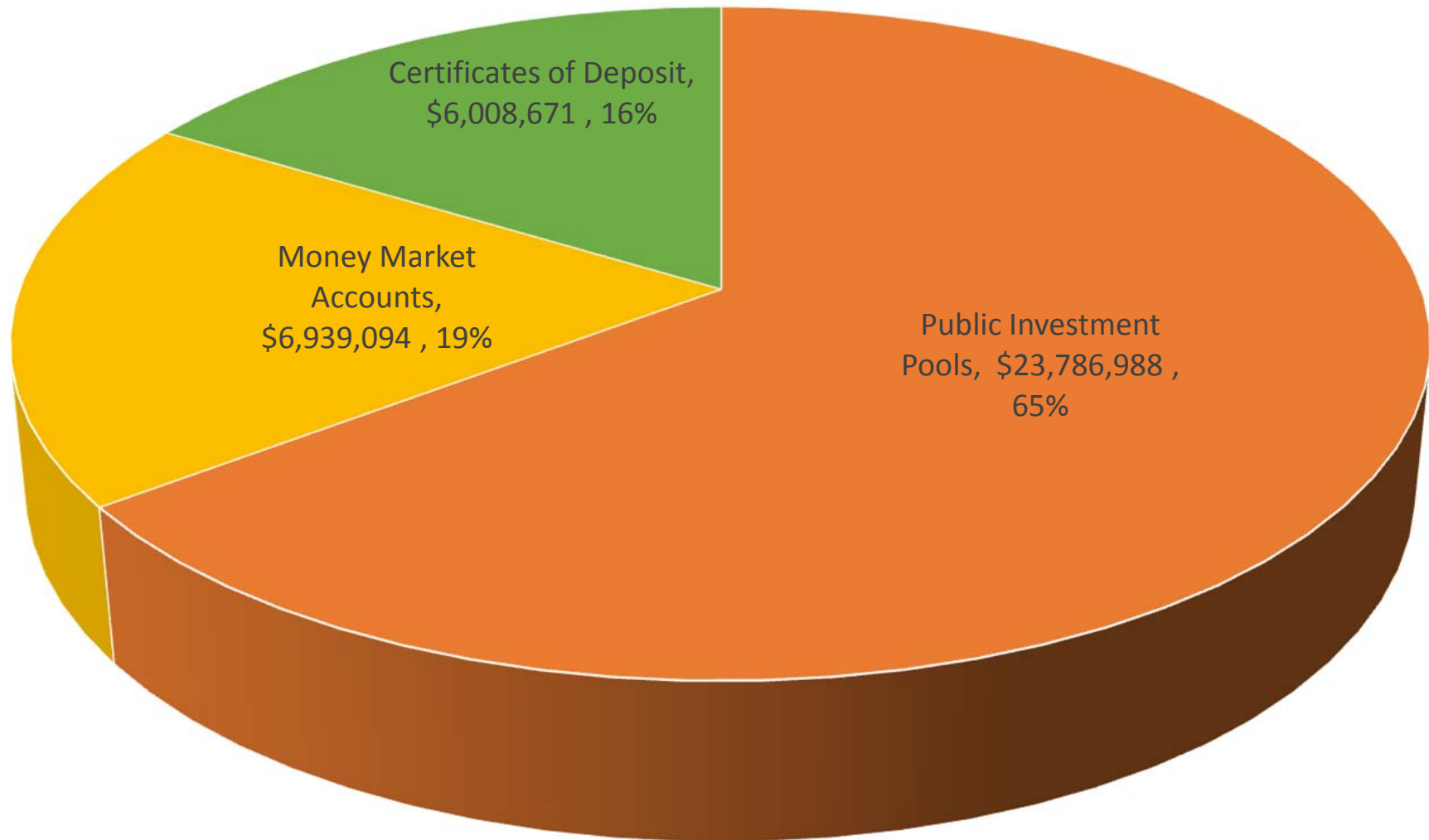
Chris Grice

Chris Grice, Treasurer, MCHD Board
Investment Officer, Montgomery County Hospital District

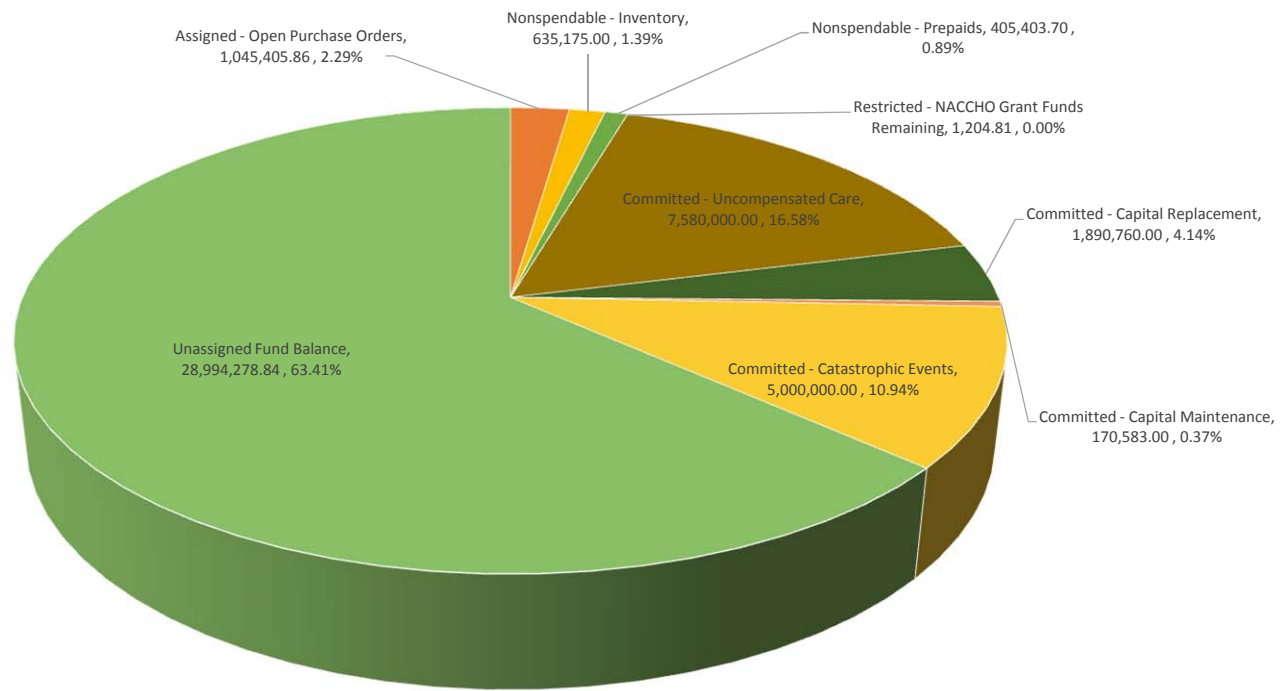
Investment Report
Quarter Ended September 30, 2017

Investment	Fnd	Maturity Date	BOOK VALUE					MARKET VALUE				Accrued Interest YTD
			Book Value Book Value 6/30/2017	Additions	Deletions	Interest	Book Value 9/30/2017	Market Value 6/30/2017	Net Book Activity	Market Value Change	Market Value 9/30/2017	
General Fund												
<u>Money Market Accounts</u>												
Woodforest Bank	01	N/A	\$ 6,922,565.00	\$ 2,052.43	\$ (4,638.65)	\$ 19,114.97	\$ 6,939,093.75	\$ 6,922,565.00	\$ 16,528.75	\$ -	\$ 6,939,093.75	\$ 40,618.68
Woodforest Special Liquidity	01	N/A	\$ 1,993.21	\$ -	\$ (1,993.42)	\$ 0.21	\$ (0.00)	\$ 1,993.21	\$ (1,993.21)	\$ -	\$ (0.00)	\$ 17,094.81
<u>Certificates of Deposit</u>												
Woodforest Securities	01	Various	\$ 6,521,615.76	\$ -	\$ (524,988.13)	\$ 19,160.00	\$ 6,015,787.63	\$ 6,515,534.73	\$ (505,828.13)	\$ (1,035.92)	\$ 6,008,670.68	\$ 38,736.58
<u>Public Investment Pools</u>												
Texpool	01	N/A	\$ 15,613,672.19	\$ -	\$ (3,750,000.00)	\$ 34,637.34	\$ 11,898,309.53	\$ 15,613,672.19	\$ (3,715,362.66)	\$ -	\$ 11,898,309.53	\$ 102,012.04
TexSTAR	01	N/A	\$ 15,603,263.92	\$ -	\$ (3,750,000.00)	\$ 35,414.94	\$ 11,888,678.86	\$ 15,603,263.92	\$ (3,714,585.06)	\$ -	\$ 11,888,678.86	\$ 102,926.90
Total General Fund			\$ 44,663,110.08	\$ 2,052.43	\$ (8,031,620.20)	\$ 108,327.46	\$ 36,741,869.77	\$ 44,657,029.05	\$ (7,921,240.31)	\$ (1,035.92)	\$ 36,734,752.82	\$ 301,389.01
Grand Total			\$ 44,663,110.08	\$ 2,052.43	\$ (8,031,620.20)	\$ 108,327.46	\$ 36,741,869.77	\$ 44,657,029.05	\$ (7,921,240.31)	\$ (1,035.92)	\$ 36,734,752.82	\$ 301,389.01

Market Value as of 09/30/2017



Fund Balance as of September 30, 2017





Federal Reserve Bank of Dallas

The Beige Book ■ October 2017

Summary of Economic Activity

The Eleventh District economy continued to expand at a moderate pace over the past six weeks, and most contacts do not expect significant long-term disruption due to Hurricane Harvey. Manufacturing output strengthened, and activity in nonfinancial services increased. Retail sales growth continued to accelerate, with a surge in auto sales to replace vehicles damaged by the hurricane. Homes sales weakened during the reporting period and prices were flat. Growth in the financial services and energy sectors continued but at a slower pace, and crop conditions remained mostly favorable. Employment, wages and prices increased, particularly in manufacturing. Outlooks remained positive overall.

Employment and Wages

Overall employment rose, and upward wage pressure persisted. Hiring picked up in manufacturing, continued at about the same modest pace in services, and abated slightly in the energy sector. Reports of labor shortages persisted, spanning most industries. Some manufacturers said the difficulty finding workers was impeding their growth, and some services firms said it was driving up overtime costs. More than a quarter of firms expect that the impact of Hurricane Harvey will make finding and hiring workers more difficult over the next six months. In construction, builders were concerned that once post-hurricane repair and rebuilding work begins, there likely will be skilled-worker shortages and increases in labor costs. Other contacts noted that they also pull from a labor pool that is likely to be in higher demand in the aftermath of the storm.

Prices

Selling prices increased at the same or faster pace over the past six weeks, and contacts noted upward pressure on input costs. Prices and costs rose at a faster clip in the manufacturing and energy sectors, while upward pressure was largely unchanged on the services side. New home prices were mostly flat, but there is continued pushback from buyers on pricing at the higher end.

Some builders were offering discounts and/or incentives to entice buyers, particularly on inventory homes. Gasoline and diesel prices rose over the reporting period, as did oil prices.

Manufacturing

Robust expansion in the manufacturing sector continued, despite some disruption among Texas Gulf Coast producers in the wake of Hurricane Harvey. Output growth picked up further for durable goods in September, led by increases in computer and electronic product manufacturing. Fabricated metals production rebounded, and output among energy-related firms overall continued to exhibit strength. Meanwhile, nondurable goods production slowed. A majority of chemical producers noted production held steady or declined over the reporting period, with a number of executives saying Hurricane Harvey had a negative impact on logistics like transportation and availability of raw materials. Refinery capacity hampered by the storm was ramping back up quickly, with little damage to infrastructure. While it may take some time for supply chains to recover, the storm's impact on the refining and petrochemical industry are projected to be transitory. For Texas manufacturing overall, outlooks were positive and more optimistic than during the prior reporting period.

Retail Sales

Retail sales growth continued to accelerate despite Hurricane Harvey, according to firms surveyed three weeks after the storm. Nearly two-thirds of stores along the Texas Gulf Coast said they were negatively impacted by the hurricane, and on average those stores were shut down for about four days and experienced a reduction in revenue for about 10 days. Auto sales surged, partly due to increased demand for replacement vehicles after the storm. An auto dealer in Houston said sales were incredibly strong, noting that several hundred thousand vehicles had been flooded, and another dealer expects elevated demand to last about six months. For the broader retail sector in Houston, rebuilding efforts were fueling a rise in retail sales and demand for warehouses in the area from building supply companies. Outlooks for business in general were quite positive, an improvement from the mixed outlooks during the prior reporting period.

Nonfinancial Services

Demand for nonfinancial services continued to expand moderately over the past six weeks. There were some reports of Hurricane Harvey disrupting business, with those contacts noting the impact lasted one to two weeks on average. About a third of firms expect a net negative impact on revenues over the next six months from the storm, while nearly half expect no change on net and the balance anticipate an increase. Some staffing services contacts have seen a rise in demand for accounting and data entry positions related to the hurricane damages, as well as for call center employees and insurance adjusters. Staffing contacts generally think business activity will return to normal (pre-hurricane) by year's end, and an oil and gas staffing firm noted that "things are close to normal again" in Houston already.

Strength in the nonfinancial services sector was led by professional and technical services, with firms generally noting stronger revenue gains over the past six weeks, as well as transportation services. The healthcare industry remained rather weak, with contacts saying they were continuing to struggle with lower demand and rising costs. Leisure and hospitality also exhibited weakness over the past six weeks, particularly along the Gulf Coast and Mexican border.

Construction and Real Estate

Overall, home sales weakened during the reporting period. However, contacts in Austin and Dallas–Fort Worth (DFW) noted continued strength in sales of low- to mid-priced homes. In Houston, storm damage to single-

family homes was reported to be much more extensive compared with other property types. Contacts expect new home starts and closings in Houston to be behind schedule for the remainder of the year.

Apartment demand was generally disappointing in the third quarter, following a solid second quarter. Rent growth slowed and was below average in some large metros. In Houston, however, apartment leasing activity picked up, occupancy rose and rent concessions have diminished following Hurricane Harvey. The office market was generally characterized as solid in DFW and San Antonio, but still weak in Houston.

Financial Services

Loan demand continued to increase over the past six weeks, albeit at a more sluggish pace than during the prior period. Growth was led by commercial real estate loans, where volumes continued to rise at a moderate pace. Volume growth abated for commercial and industrial loans as well as for residential real estate loans, and consumer loan volumes declined slightly. Credit standards and terms tightened. Core deposit volumes grew again and net interest margins continued to increase. Outlooks in the financial sector remained optimistic.

Energy

Energy activity continued to expand, but at a slightly slower clip in the third quarter. Drilling activity in the Eagle Ford Shale and offshore has resumed normal operations after the hurricane. Overall growth in oil and gas production continued, but oilfield services firms noted weaker demand growth. Drilling activity is expected to decline slightly by the end of 2017, and demand for oilfield services is softening outside of the Permian Basin. However, six-month outlooks for 2018 were more optimistic relative to the last reporting period, and uncertainty has moderated.

Agriculture

Crop conditions remained favorable, although Hurricane Harvey hampered agriculture in the Coastal Plains. The extent of the impact is not yet known, but some livestock were lost and a small portion of the Texas cotton crop was damaged. Some rice and soybeans were also affected, but likely minimally. Overall, grain production was strong, with particularly robust yields in Northeast Texas. There is good moisture for planting winter wheat, but while wheat prices are higher than a year ago they are still generally below breakeven levels. Agricultural producers remain concerned about low crop prices, NAFTA negotiations, and the configuration of the next farm bill. ■

Agenda Item # 27**Montgomery County Hospital District****Budget Amendment - Fiscal Year Ending September 30, 2017****Supplement to the Amendment Presented to the Board on October 24, 2017**

Account	Description	Total	Notes	Impact
10-001-51710	Health Insurance Claims-Admin	30,273.52	Reclassification of budget	increase expense
10-001-51720	Health Insurance Admin Fees-Admin	7,915.93	Reclassification of budget	increase expense
10-001-52300	Bank Charges-Admin	1,183.69	Reclassification of budget	increase expense
10-001-52700	Business Licenses-Admin	20.08	Reclassification of budget	increase expense
10-001-53150	Conferences - Fees, Travel, & Meals-Admin	6,945.03	Reclassification of budget	increase expense
10-001-53310	Contractual Obligations-County Appraisal-Admin	29,873.15	Reclassification of budget	increase expense
10-001-53320	Contractual Obligations-Tax Collector Assessor-Admin	2,989.52	Reclassification of budget	increase expense
10-001-56100	Meeting Expenses-Admin	6.40	Reclassification of budget	increase expense
10-001-57000	Printing Services-Admin	180.50	Reclassification of budget	increase expense
10-001-58100	Supplemental Food-Admin	1,920.13	Reclassification of budget	increase expense
10-001-58500	Training/Related Expenses-CE-Admin	244.00	Reclassification of budget	increase expense
10-001-58600	Travel Expenses-Admin	825.20	Reclassification of budget	increase expense
10-002-51300	Paid Time Off-PA	61,363.15	Reclassification of budget	increase expense
10-002-51400	Stipend Pay-HCAP	1,901.00	Reclassification of budget	increase expense
10-002-51710	Health Insurance Claims-HCAP	72,656.44	Reclassification of budget	increase expense
10-002-51720	Health Insurance Admin Fees-HCAP	18,998.23	Reclassification of budget	increase expense
10-002-57850	Specialty Healthcare Providers-PA	(2,040,287.65)	Reclassification of budget	decrease expense
10-002-58200	Telephones-Cellular-PA	365.31	Reclassification of budget	increase expense
10-004-51300	Paid Time Off-Radio	19,616.02	Reclassification of budget	increase expense
10-004-51710	Health Insurance Claims-Radio	19,677.79	Reclassification of budget	increase expense
10-004-51720	Health Insurance Admin Fees-Radio	5,145.35	Reclassification of budget	increase expense
10-004-52754	Capital Purchase - Equipment-Radio	(1,208,144.16)	Reclassification of budget	decrease expense
10-004-55600	Maintenance & Repairs-Buildings-Radio	3,034.65	Reclassification of budget	increase expense
10-004-57725	Shop Supplies-Radio	76.69	Reclassification of budget	increase expense
10-004-58500	Training/Related Expenses-CE-Radio	4,830.00	Reclassification of budget	increase expense
10-005-51300	Paid Time Off-Accou	23,461.01	Reclassification of budget	increase expense
10-005-51400	Stipend Pay-Accou	8,586.00	Reclassification of budget	increase expense
10-005-51710	Health Insurance Claims-Accou	30,273.52	Reclassification of budget	increase expense
10-005-51720	Health Insurance Admin Fees-Accou	7,915.93	Reclassification of budget	increase expense
10-005-53150	Conferences - Fees, Travel, & Meals-Accou	714.22	Reclassification of budget	increase expense
10-005-54450	Employee Recognition-Accou	109.90	Reclassification of budget	increase expense
10-005-56200	Mileage Reimbursements-Accou	234.33	Reclassification of budget	increase expense
10-006-51200	Overtime Pay-Alarm	67,275.60	Reclassification of budget	increase expense
10-006-51300	Paid Time Off-Alarm	108,763.08	Reclassification of budget	increase expense
10-006-51400	Stipend Pay-Commu	9,803.17	Reclassification of budget	increase expense
10-006-51710	Health Insurance Claims-Alarm	169,531.71	Reclassification of budget	increase expense
10-006-51720	Health Insurance Admin Fees-Alarm	44,329.20	Reclassification of budget	increase expense
10-006-52600	Books/Materials-Alarm	720.99	Reclassification of budget	increase expense
10-006-54100	Dues/Subscriptions-Alarm	375.00	Reclassification of budget	increase expense
10-006-58500	Training/Related Expenses-CE-Alarm	10,001.11	Reclassification of budget	increase expense
10-007-51100	Regular Pay-EMS	141,070.46	Reclassification of budget	increase expense
10-007-51300	Paid Time Off-EMS	993,859.65	Reclassification of budget	increase expense
10-007-51500	Payroll Taxes-EMS	32,377.38	Reclassification of budget	increase expense
10-007-51700	Health & Dental-EMS	(1,553,766.54)	Reclassification of budget	decrease expense
10-007-51710	Health Insurance Claims-EMS	1,141,311.64	Reclassification of budget	increase expense
10-007-51720	Health Insurance Admin Fees-EMS	298,430.45	Reclassification of budget	increase expense
10-007-52600	Books/Materials-EMS	199.00	Reclassification of budget	increase expense
10-007-52700	Business Licenses-EMS	90.00	Reclassification of budget	increase expense
10-007-52725	Capital Lease Expense-EMS	0.16	Reclassification of budget	increase expense
10-007-54450	Employee Recognition-EMS	2,308.27	Reclassification of budget	increase expense
10-007-54500	Equipment Rental-EMS	917.44	Reclassification of budget	increase expense
10-007-55025	Interest Expense-EMS	0.60	Reclassification of budget	increase expense

Montgomery County Hospital District
Budget Amendment - Fiscal Year Ending September 30, 2017
Supplement to the Amendment Presented to the Board on October 24, 2017

Account	Description	Total	Notes	Impact
10-007-56700	Paging System-EMS	4,143.77	Reclassification of budget	increase expense
10-007-57000	Printing Services-EMS	6,649.38	Reclassification of budget	increase expense
10-007-57100	Professional Fees-EMS	12,914.87	Reclassification of budget	increase expense
10-007-57750	Small Equipment & Furniture-EMS	33,277.86	Reclassification of budget	increase expense
10-007-58200	Telephones-Cellular-EMS	856.93	Reclassification of budget	increase expense
10-007-58600	Travel Expenses-EMS	400.00	Reclassification of budget	increase expense
10-008-51300	Paid Time Off-Matls. Mgmt.	35,196.63	Reclassification of budget	increase expense
10-008-51400	Stipend Pay-Mater	3,676.00	Reclassification of budget	increase expense
10-008-51710	Health Insurance Claims-Mater	56,005.99	Reclassification of budget	increase expense
10-008-51720	Health Insurance Admin Fees-Mater	14,644.46	Reclassification of budget	increase expense
10-008-52754	Capital Purchase - Equipment-Mater	3,112.72	Reclassification of budget	increase expense
10-008-52755	Capital Purchase - Vehicles-Mater	5,379.04	Reclassification of budget	increase expense
10-008-53150	Conferences - Fees, Travel, & Meals-Mater	48.74	Reclassification of budget	increase expense
10-008-54000	Drug Supplies-Mater	43,344.99	Reclassification of budget	increase expense
10-008-55650	Maintenance-Contract Equipment-Mater	1,124.38	Reclassification of budget	increase expense
10-008-57750	Small Equipment & Furniture-Matls. Mgmt.	5,551.74	Reclassification of budget	increase expense
10-009-51100	Regular Pay-OMD	112,861.74	Reclassification of budget	increase expense
10-009-51200	Overtime Pay-OMD	15,374.06	Reclassification of budget	increase expense
10-009-51300	Paid Time Off-OMD	11,153.55	Reclassification of budget	increase expense
10-009-51400	Stipend Pay-Dept	11,918.41	Reclassification of budget	increase expense
10-009-51500	Payroll Taxes-OMD	8,889.36	Reclassification of budget	increase expense
10-009-51650	TCDRS Plan-OMD	11,967.66	Reclassification of budget	increase expense
10-009-51710	Health Insurance Claims-Dept	52,978.66	Reclassification of budget	increase expense
10-009-51720	Health Insurance Admin Fees-Dept	13,852.87	Reclassification of budget	increase expense
10-009-53150	Conferences - Fees, Travel, & Meals-Dept	6,079.81	Reclassification of budget	increase expense
10-009-53550	Customer Relations-OMD	6,313.47	Reclassification of budget	increase expense
10-009-53900	Disposable Medical Supplies-OMD	417.00	Reclassification of budget	increase expense
10-009-54100	Dues/Subscriptions-OMD	1,272.27	Reclassification of budget	increase expense
10-009-54450	Employee Recognition-OMD	2,853.87	Reclassification of budget	increase expense
10-009-55900	Meals - Business and Travel-OMD	531.00	Reclassification of budget	increase expense
10-009-57750	Small Equipment & Furniture-OMD	5,795.97	Reclassification of budget	increase expense
10-010-51200	Overtime Pay-Fleet	5,394.75	Reclassification of budget	increase expense
10-010-51300	Paid Time Off-Fleet	30,474.19	Reclassification of budget	increase expense
10-010-51710	Health Insurance Claims-Fleet	43,896.61	Reclassification of budget	increase expense
10-010-51720	Health Insurance Admin Fees-Fleet	11,478.09	Reclassification of budget	increase expense
10-010-52000	Accident Repair-Fleet	40,454.80	Reclassification of budget	increase expense
10-010-52700	Business Licenses-Fleet	180.00	Reclassification of budget	increase expense
10-010-52754	Capital Purchase - Equipment-Fleet	11,418.01	Reclassification of budget	increase expense
10-010-56400	Oil & Lubricants-Fleet	10,025.11	Reclassification of budget	increase expense
10-010-57650	Repair-Equipment-Fleet	1,690.73	Reclassification of budget	increase expense
10-010-59050	Vehicle-Parts-Fleet	20,489.66	Reclassification of budget	increase expense
10-011-51200	Overtime Pay-Bill	10,776.25	Reclassification of budget	increase expense
10-011-51300	Paid Time Off-Bill	74,171.95	Reclassification of budget	increase expense
10-011-51400	Stipend Pay-Billi	99.00	Reclassification of budget	increase expense
10-011-51710	Health Insurance Claims-Billi	90,820.55	Reclassification of budget	increase expense
10-011-51720	Health Insurance Admin Fees-Billi	23,747.78	Reclassification of budget	increase expense
10-011-52700	Business Licenses-Billi	217.44	Reclassification of budget	increase expense
10-011-53050	Computer Software-Bill	2,866.38	Reclassification of budget	increase expense
10-011-55400	Leases/Contracts-Bill	12.00	Reclassification of budget	increase expense
10-015-51200	Overtime Pay-Information Technology	5,877.24	Reclassification of budget	increase expense
10-015-51300	Paid Time Off-Information Technology	21,549.41	Reclassification of budget	increase expense
10-015-51400	Stipend Pay-Information Technology	15,108.00	Reclassification of budget	increase expense
10-015-51710	Health Insurance Claims-Infor	42,382.94	Reclassification of budget	increase expense
10-015-51720	Health Insurance Admin Fees-Infor	11,082.29	Reclassification of budget	increase expense

Montgomery County Hospital District
Budget Amendment - Fiscal Year Ending September 30, 2017
Supplement to the Amendment Presented to the Board on October 24, 2017

Account	Description	Total	Notes	Impact
10-015-53075	Computer Software - MDC First Responder-Infor	17,818.61	Reclassification of budget	increase expense
10-015-53100	Computer Supplies/Non-Cap.-Information Technology	619.13	Reclassification of budget	increase expense
10-015-55400	Leases/Contracts-Information Technology	511.36	Reclassification of budget	increase expense
10-015-57650	Repair-Equipment-Information Technology	2,001.25	Reclassification of budget	increase expense
10-015-57700	Shop Tools-Information Technology	430.62	Reclassification of budget	increase expense
10-015-57750	Small Equipment & Furniture-Information Technology	12,943.14	Reclassification of budget	increase expense
10-015-58310	Telephones-Service-Information Technology	2,842.61	Reclassification of budget	increase expense
10-015-58320	Telephones - Long Distance-Information Technology	1,545.66	Reclassification of budget	increase expense
10-016-51300	Paid Time Off-Facil	18,085.03	Reclassification of budget	increase expense
10-016-51400	Stipend Pay-Facil	2,511.00	Reclassification of budget	increase expense
10-016-51710	Health Insurance Claims-Facil	25,732.48	Reclassification of budget	increase expense
10-016-51720	Health Insurance Admin Fees-Facil	6,728.52	Reclassification of budget	increase expense
10-016-52754	Capital Purchase - Equipment-Facil	20,575.72	Reclassification of budget	increase expense
10-016-55650	Maintenance-Contract Equipment-Facil	7,466.00	Reclassification of budget	increase expense
10-016-57100	Professional Fees-Facil	5,400.00	Reclassification of budget	increase expense
10-025-51200	Overtime Pay-Human	1,091.68	Reclassification of budget	increase expense
10-025-51300	Paid Time Off-Human	12,467.15	Reclassification of budget	increase expense
10-025-51400	Stipend Pay-Human	6,000.00	Reclassification of budget	increase expense
10-025-51710	Health Insurance Claims-Human	24,218.81	Reclassification of budget	increase expense
10-025-51720	Health Insurance Admin Fees-Human	6,332.73	Reclassification of budget	increase expense
10-025-52600	Books/Materials-Human	216.40	Reclassification of budget	increase expense
10-025-54100	Dues/Subscriptions-Human	3,620.00	Reclassification of budget	increase expense
10-025-55500	Legal Fees-Human	475.85	Reclassification of budget	increase expense
10-025-55700	Management Fees-Human	174.40	Reclassification of budget	increase expense
10-025-57300	Recruit/Investigate-Human	2,039.60	Reclassification of budget	increase expense
10-025-58550	Tuition Reimbursement-Human	23,189.14	Reclassification of budget	increase expense
10-026-51300	Paid Time Off-Recor	10,020.64	Reclassification of budget	increase expense
10-026-51710	Health Insurance Claims-Recor	18,164.11	Reclassification of budget	increase expense
10-026-51720	Health Insurance Admin Fees-Recor	4,749.55	Reclassification of budget	increase expense
10-026-53150	Conferences - Fees, Travel, & Meals-Recor	554.76	Reclassification of budget	increase expense
10-026-56500	Other Services-Recor	572.65	Reclassification of budget	increase expense
10-027-51100	Regular Pay-Emerg	5,280.49	Reclassification of budget	increase expense
10-027-51200	Overtime Pay-Emerg	812.50	Reclassification of budget	increase expense
10-027-51710	Health Insurance Claims-Emerg	6,054.70	Reclassification of budget	increase expense
10-027-51720	Health Insurance Admin Fees-Emerg	1,583.18	Reclassification of budget	increase expense
10-027-53900	Disposable Medical Supplies-Emerg	38.82	Reclassification of budget	increase expense
10-027-54000	Drug Supplies-Emerg	542.46	Reclassification of budget	increase expense
10-027-56200	Mileage Reimbursements-Emerg	87.01	Reclassification of budget	increase expense
10-039-51300	Paid Time Off-Param	43,156.59	Reclassification of budget	increase expense
10-039-51400	Stipend Pay-Param	1,001.08	Reclassification of budget	increase expense
10-039-51710	Health Insurance Claims-Param	36,328.22	Reclassification of budget	increase expense
10-039-51720	Health Insurance Admin Fees-Param	9,499.11	Reclassification of budget	increase expense
10-039-55900	Meals - Business and Travel-Param	192.00	Reclassification of budget	increase expense
10-039-58200	Telephones-Cellular-Param	331.29	Reclassification of budget	increase expense
10-040-55025	Interest Expense-Build	0.21	Reclassification of budget	increase expense
10-040-57750	Small Equipment & Furniture-Build	734.66	Reclassification of budget	increase expense
10-043-51100	Regular Pay-Busin	80,221.10	Reclassification of budget	increase expense
10-043-51200	Overtime Pay-Busin	9,843.08	Reclassification of budget	increase expense
10-043-51300	Paid Time Off-Busin	2,398.50	Reclassification of budget	increase expense
10-043-51400	Stipend Pay-Busin	3,632.00	Reclassification of budget	increase expense
10-043-51500	Payroll Taxes-Busin	6,835.68	Reclassification of budget	increase expense
10-043-51650	TCDRS Plan-Busin	6,078.78	Reclassification of budget	increase expense
10-043-51700	Health & Dental-Busin	1,295.31	Reclassification of budget	increase expense
10-043-53150	Conferences - Fees, Travel, & Meals-Busin	1,062.30	Reclassification of budget	increase expense

Montgomery County Hospital District
Budget Amendment - Fiscal Year Ending September 30, 2017
Supplement to the Amendment Presented to the Board on October 24, 2017

Account	Description	Total	Notes	Impact
10-043-58200	Telephones-Cellular-Busin	193.70	Reclassification of budget	increase expense
10-043-58500	Training/Related Expenses-CE-Busin	395.00	Reclassification of budget	increase expense
Total Expense		(0.00)	Increase in Expenses	
Increase / (Decrease) Net Revenue over Expenses		0.00		
FY 2017 Budgeted Net Revenue over Expenses		(3,355,009.59)		
FY 2017 Amended Budgeted Net Revenue over Expenses		(3,355,009.59)		

Agenda Item # 28**Montgomery County Hospital District****Budget Amendment - Fiscal Year Ending September 30, 2018****Supplement to the Amendment Presented to the Board on October 24, 2017**

Account	Description	Total	Notes	Impact
10-004-52754	Capital Purchase - Equipment-Radio	167,228.83	FY 2017 Open Purchase Order	increase expense
10-004-53050	Computer Software-Radio	2,025.00	FY 2017 Open Purchase Order	increase expense
10-004-57100	Professional Fees-Radio	81,363.25	FY 2017 Open Purchase Order	increase expense
10-004-57200	Radio Repairs - Outsourced (Depot)-Radio	2,268.70	FY 2017 Open Purchase Order	increase expense
10-004-57750	Small Equipment & Furniture-Radio	13,830.00	FY 2017 Open Purchase Order	increase expense
10-007-52754	Capital Purchase - Equipment-EMS	297,040.00	FY 2017 Open Purchase Order	increase expense
10-007-57750	Small Equipment & Furniture-EMS	1,442.00	FY 2017 Open Purchase Order	increase expense
10-008-53900	Disposable Medical Supplies-Mater	3,121.28	FY 2017 Open Purchase Order	increase expense
10-008-54000	Drug Supplies-Mater	6,330.78	FY 2017 Open Purchase Order	increase expense
10-008-54450	Employee Recognition-Mater	476.58	FY 2017 Open Purchase Order	increase expense
10-008-55650	Maintenance-Contract Equipment-Mater	61,476.00	FY 2017 Open Purchase Order	increase expense
10-008-56600	Oxygen & Gases-Mater	733.49	FY 2017 Open Purchase Order	increase expense
10-008-57000	Printing Services-Mater	880.00	FY 2017 Open Purchase Order	increase expense
10-008-57900	Station Supplies-Mater	227.38	FY 2017 Open Purchase Order	increase expense
10-008-58700	Uniforms-Mater	1,864.95	FY 2017 Open Purchase Order	increase expense
10-009-52600	Books/Materials-OMD	329.84	FY 2017 Open Purchase Order	increase expense
10-010-52755	Capital Purchase - Vehicles-Fleet	20,594.67	FY 2017 Open Purchase Order	increase expense
10-010-54450	Employee Recognition-Fleet	186.31	FY 2017 Open Purchase Order	increase expense
10-010-57750	Small Equipment & Furniture-Fleet	81,890.00	FY 2017 Open Purchase Order	increase expense
10-010-59050	Vehicle-Parts-Fleet	27,096.08	FY 2017 Open Purchase Order	increase expense
10-015-53000	Computer Maintenance-Information Technology	18,708.00	FY 2017 Open Purchase Order	increase expense
10-015-53050	Computer Software-Information Technology	980.07	FY 2017 Open Purchase Order	increase expense
10-015-57650	Repair-Equipment-Information Technology	2,179.54	FY 2017 Open Purchase Order	increase expense
10-016-57750	Small Equipment & Furniture-Facilities	8,340.00	FY 2017 Open Purchase Order	increase expense
10-026-58500	Training/Related Expenses-CE-Records	4,896.50	FY 2017 Open Purchase Order	increase expense
10-039-54450	Employee Recognition-Param	404.75	FY 2017 Open Purchase Order	increase expense
Total Expense		805,914.00	Increase in Expenses	
Increase / (Decrease) Net Revenue over Expenses		(805,914.00)		
FY 2018 Budgeted Net Revenue over Expenses		(2,756,766.00)		
FY 2018 Amended Budgeted Net Revenue over Expenses		(3,562,680.00)		

AGENDA ITEM # 29

Consider and act on payment of District invoices (Mr. Grice, Treasurer-MCHD Board)

TOTAL FOR
INVOICES

\$ 2,343,692.55

Montgomery County Hospital District
Invoice Expense Allocation Report
Board Meeting 10/24/17- Paid Invoices

Vendor Name	Invoice Date	Invoice No.	Payment No.	Payment Date	Invoice Description	Account No.	Account Description	Amount
A/W MECHANICAL SERVICES, LLP	9/1/2017	208710517	93989	9/20/2017	REPLACE COMPRESSOR A3 CHILLER #2	10-016-55600	Maintenance & Repairs-Buildings-Facil	\$10,986.48
	9/1/2017	208710148	94284	10/10/2017	SERVICE CARRIER CHILLER # 2	10-016-55600	Maintenance & Repairs-Buildings-Facil	\$1,827.50
							Totals for A/W MECHANICAL SERVICES, LLP:	\$12,813.98
ABELL, LAUREN	9/14/2017	ABE091417	93990	9/20/2017	TUITION REIMBURSEMENT SPRING/SUMMER	10-025-58550	Tuition Reimbursement-Human	\$1,762.66
							Totals for ABELL, LAUREN:	\$1,762.66
ACADEMY SPORTS AND OUTDOORS	9/5/2017	0974 000157 09	3354	9/20/2017	LIFE VEST HURRICAN PO 44454	10-008-57900	Station Supplies-Mater	\$38.94
							Totals for ACADEMY SPORTS AND OUTDOORS:	\$38.94
AIKEN, MICHAEL COTY	9/14/2017	AIK091417	93991	9/20/2017	TUITION REIMBURSEMENT SUMMER	10-025-58550	Tuition Reimbursement-Human	\$2,556.00
							Totals for AIKEN, MICHAEL COTY:	\$2,556.00
ALLEN'S SAFE AND LOCK	9/7/2017	49601	93992	9/20/2017	SERVICE CENTER HALLWAY DOOR REPAIR	10-016-55600	Maintenance & Repairs-Buildings-Facil	\$337.53
	9/15/2017	49640	94103	9/27/2017	ALARM LOCK SIMPLEX	10-016-55600	Maintenance & Repairs-Buildings-Facil	\$577.00
							Totals for ALLEN'S SAFE AND LOCK:	\$914.53
ALONTI CAFE & CATERING	9/1/2017	1306361	94183	9/29/2017	EMS NEW HIRE TESTING 08/10/2017	10-009-56100	Meeting Expenses-OMD	\$162.81
	9/1/2017	1307849	94183	9/29/2017	EMS AGILITY TESTING 08/11/2017	10-009-56100	Meeting Expenses-OMD	\$49.60
	9/1/2017	1306381	94183	9/29/2017	EMS NEW HIRE TESTING 08/11/2017	10-009-56100	Meeting Expenses-OMD	\$156.40
	9/1/2017	1304957	94183	9/29/2017	EMS IN-CHARGE TESTING 08/03/17	10-009-56100	Meeting Expenses-OMD	\$150.28
							Totals for ALONTI CAFE & CATERING:	\$519.09
ALTEC PRODUCTS, INC.	9/6/2017	65039	93993	9/20/2017	FEDERAL 1099 MISC LASER W/ENVELOPES	10-005-57000	Printing Services-Accou	\$150.77
							Totals for ALTEC PRODUCTS, INC.:	\$150.77
AMAZON.COM LLC	9/10/2017	228238867912 09			CREDIT PO 43803	10-008-57900	Station Supplies-Mater	(\$19.88)
	9/5/2017	0974 770064 09	3355	9/20/2017	BATE BOOTS PO 44508	10-008-58700	Uniforms-Matls. Mgmt.	\$199.90
	9/10/2017	BHSLHIAYPNWS 09	94104	9/27/2017	J&D MFG WALLMASTER EXHAUST	10-016-55600	Maintenance & Repairs-Buildings-Facil	\$859.34
	9/10/2017	162035214154 09	94104	9/27/2017	STATION SUPPLIES	10-008-57900	Station Supplies-Mater	\$172.71
	9/10/2017	021014007357 09	94104	9/27/2017	OFFICE SUPPLIES	10-008-56300	Office Supplies-Matls. Mgmt.	\$15.00
	9/10/2017	206672935655 09	94104	9/27/2017	MAXXAIR HEAVY DUTY	10-016-57700	Shop Tools-Facil	\$335.39
	9/10/2017	059234788211 09	94104	9/27/2017	BRADLEY 9954 STAINLESS	10-016-55600	Maintenance & Repairs-Buildings-Facil	\$62.19
	9/10/2017	113184968621 09	94104	9/27/2017	HON IGNITION SERIES	10-008-57750	Small Equipment & Furniture-Matls. Mgmt.	\$434.39
	9/10/2017	142679948310 09	94104	9/27/2017	GENERAL TOOLS	10-016-57700	Shop Tools-Facil	\$71.83
	9/10/2017	025292001214 09	94104	9/27/2017	PRIME WIRE & CABLE	10-016-55600	Maintenance & Repairs-Buildings-Facil	\$34.99
	9/10/2017	190021229710 09	94104	9/27/2017	LOGITECH WIRELESS M570	10-015-53100	Computer Supplies/Non-Cap.-Information Technol	\$34.86
	9/10/2017	012164588947 09	94104	9/27/2017	BATES BOOTS/UNIFORMS	10-008-58700	Uniforms-Matls. Mgmt.	\$99.95
	9/10/2017	036489314131 09	94105	9/27/2017	CLINICAL BOOKS/MATERIAL	10-009-52600	Books/Materials-OMD	\$17.70
	9/10/2017	IWWPWLNBGYDA 09	94105	9/27/2017	ANKER POWERLINE II LIGHTNING	10-015-57750	Small Equipment & Furniture-Information Technol	\$133.35
	9/10/2017	BJYEDQAOCOKP 09	94105	9/27/2017	PRO TRUCKER BLUETOOTH HEADSET	10-007-57750	Small Equipment & Furniture-EMS	\$151.92
	9/10/2017	BSZCMKNRGQXD 09	94105	9/27/2017	BATES BOOTS/UNIFORMS	10-008-58700	Uniforms-Matls. Mgmt.	\$209.90
	9/10/2017	SPYSJPNXEQXC 09	94105	9/27/2017	STATION SUPPLIES	10-008-57900	Station Supplies-Mater	\$96.90
	9/10/2017	BEHYVYYXSILO 09	94105	9/27/2017	UNDERWATER KINETICS/UNIFORMS	10-008-58700	Uniforms-Matls. Mgmt.	\$95.80
	9/10/2017	IJBQNCZPXLP 09	94105	9/27/2017	BATES BOOTS/UNIFORMS	10-008-58700	Uniforms-Matls. Mgmt.	\$92.12
	9/10/2017	CVKGMDBXVCI 09	94105	9/27/2017	UNDERWATER KINETICS/UNIFORMS	10-008-58700	Uniforms-Matls. Mgmt.	\$58.12
	9/10/2017	MVXWDVJKHPQC 09	94105	9/27/2017	STATION SUPPLIES	10-008-57900	Station Supplies-Mater	\$178.18
	9/10/2017	CKMPMTHRYKXD 09	94105	9/27/2017	SEAGATE 2TB BARRACUDA	10-015-53100	Computer Supplies/Non-Cap.-Information Technol	\$133.98
							Totals for AMAZON.COM LLC:	\$3,468.64
AMERICAN REGISTRY FOR INTERNET NUMBER	9/5/2017	1754 SI290147		9/5/2017	CREDIT	10-015-52700	Business Licenses-Information Technology	(\$100.00)
	9/5/2017	1754 SI290147		9/5/2017	REGISTRY FOR INTERNET NUMBERS	10-015-52700	Business Licenses-Information Technology	\$100.00
							Totals for AMERICAN REGISTRY FOR INTERNET NUMBERS:	\$0.00
AMERICAN TIRE DISTRIBUTORS INC	9/1/2017	S096425665	93898	9/13/2017	AMBULANCE TIRES	10-010-59150	Vehicle-Tires-Fleet	\$1,782.24
	9/27/2017	S097611188	94290	10/10/2017	AMBULANCE TIRES	10-010-59150	Vehicle-Tires-Fleet	\$2,889.44

Montgomery County Hospital District Invoice Expense Allocation Report Board Meeting 10/24/17- Paid Invoices

Vendor Name	Invoice Date	Invoice No.	Payment No.	Payment Date	Invoice Description	Account No.	Account Description	Amount
						Totals for AMERICAN TIRE DISTRIBUTORS INC:		\$4,671.68
ANDERSEN, JODI	9/8/2017	AND090817	93894	9/8/2017	MONIES OWED TO EMPLOYEE/FINAL PTO	10-000-21400	Accrued Payroll-BS	\$2,977.53
						Totals for ANDERSEN, JODI:		\$2,977.53
APCO INTERNATIONAL, INC.	9/5/2017	CM13964784 09			CREDIT	10-006-53150	Conferences - Fees, Travel, & Meals-Alarm	(\$1,015.00)
	9/5/2017	4784 100394 09		9/20/2017	APCO CONFER 08/16/2017-T. SMITH	10-006-53150	Conferences - Fees, Travel, & Meals-Alarm	\$537.00
	9/5/2017	4784 600206 09		9/20/2017	APCO CONFER 08/16/2017- ERWIN, SUTTON, COTTAR	10-006-53150	Conferences - Fees, Travel, & Meals-Alarm	\$478.00
						Totals for APCO INTERNATIONAL, INC.:		\$0.00
ARAMARK UNIFORM & CAREER APPAREL GRO	9/1/2017	001266953939	93899	9/13/2017	CUSTOMER # 5258063 LAUNDRY SERVICE	10-010-55100	Laundry Service & Purchase-Fleet	\$53.79
	9/8/2017	001266957823	93899	9/13/2017	CUSTOMER # 5258063 LAUNDRY SERVICE	10-010-55100	Laundry Service & Purchase-Fleet	\$53.79
	9/15/2017	001266962164	93994	9/20/2017	CUSTOMER # 5258063 LAUNDRY SERVICE	10-010-55100	Laundry Service & Purchase-Fleet	\$53.79
	9/22/2017	001266966069	94108	9/27/2017	CUSTOMER # 5258063 LAUNDRY SERVICE	10-010-55100	Laundry Service & Purchase-Fleet	\$53.79
	9/29/2017	001266970018	94187	10/4/2017	CUSTOMER # 5258063 LAUNDRY SERVICE	10-010-55100	Laundry Service & Purchase-Fleet	\$53.79
						Totals for ARAMARK UNIFORM & CAREER APPAREL GROUP INC.:		\$268.95
ARROW (VIDACARE)	9/1/2017	95115651	93995	9/20/2017	MEDICAL SUPPLIES	10-008-53900	Disposable Medical Supplies-Mater	\$1,976.36
	9/8/2017	95117864	93995	9/20/2017	MEDICAL SUPPLIES	10-008-54200	Durable Medical Equipment-Mater	\$607.37
	9/7/2017	95126722	93995	9/20/2017	MEDICAL SUPPLIES	10-008-53900	Disposable Medical Supplies-Mater	\$1,976.21
	9/14/2017	95143009	94109	9/27/2017	MEDICAL SUPPLIES	10-008-53900	Disposable Medical Supplies-Mater	\$1,971.00
	9/22/2017	95163569	94292	10/10/2017	MEDICAL SUPPLIES	10-008-53900	Disposable Medical Supplies-Mater	\$1,971.00
						Totals for ARROW (VIDACARE):		\$8,501.94
ASHLEY, AMANDA	9/14/2017	ASH091417	93996	9/20/2017	TUITION REIMBURSEMENT SUMMER 2017-MATH 215	10-025-58550	Tuition Reimbursement-Human	\$1,105.24
	9/30/2017	ASH093017	94293	10/10/2017	TUITION REIMBURSEMENT/SUMMER 2017-MATH 216	10-025-58550	Tuition Reimbursement-Human	\$1,105.24
						Totals for ASHLEY, AMANDA:		\$2,210.48
AT&T (105414)	9/5/2017	1754 2812598210 09	3356	9/20/2017	STATION 40 FIRE PANEL 07/13/17-08/12/17	10-016-58800	Utilities-Facil	\$142.25
	9/5/2017	1754 2816893247 09	3357	9/20/2017	STATION 30 FIRE PANEL 07/13/17-08/12/17	10-016-58800	Utilities-Facil	\$99.49
	9/5/2017	1754 2816896865 09	3358	9/20/2017	STATION 31 FIRE PANEL 07/23/17-08/22/17	10-016-58800	Utilities-Facil	\$295.49
	9/13/2017	2812599426 09/13/17	94110	9/27/2017	STATION 41 09/13/17-10/12/17	10-015-58310	Telephones-Service-Information Technology	\$84.28
	9/21/2017	7131652005 09/21/17	94188	10/4/2017	T1-ISSI 09/21/17-10/20/17	10-004-58310	Telephones-Service-Radio	\$238.20
	9/23/2017	2816893247 09/23/17	94189	10/4/2017	STATION 30 FIRE ALARM 09/23/17-10/22/17	10-016-58800	Utilities-Facil	\$248.95
	9/23/2017	2816896865 09/23/17	94190	10/4/2017	STATION 31 FIRE ALARM 09/23/17-10/22/17	10-016-58800	Utilities-Facil	\$288.39
						Totals for AT&T (105414):		\$1,397.05
AT&T (U-VERSE)	9/1/2017	145220893 09/01/17	93901	9/13/2017	STATION 42 09/01/17-09/30/17	10-015-58310	Telephones-Service-Information Technology	\$95.90
	9/11/2017	145685137 09/11/17	94111	9/27/2017	STATION 24 08/12/17-09-11/17	10-015-58310	Telephones-Service-Information Technology	\$111.10
	9/22/2017	150883685 09/22/17	94191	10/4/2017	STATION 41 09/23/17-10/22/17	10-015-58310	Telephones-Service-Information Technology	\$111.09
						Totals for AT&T (U-VERSE):		\$318.09
AT&T MOBILITY-ROC (6463)	9/15/2017	836735112X09232017	94112	9/27/2017	ACCT# 836735112 08/16/17-09/15/17	10-015-58200	Telephones-Cellular-Information Technology	\$80.58
						10-007-58200	Telephones-Cellular-EMS	\$37.99
						10-004-58200	Telephones-Cellular-Radio	\$95.38
						10-015-58200	Telephones-Cellular-Information Technology	\$80.58
						Totals for AT&T MOBILITY-ROC (6463):		\$294.53
AUTEL US INC	9/5/2017	4549 089537 09	3359	9/20/2017	AUTEL DEVICE ANNUAL LICENSE	10-010-54100	Dues/Subscriptions-Fleet	\$1,295.00
						Totals for AUTEL US INC:		\$1,295.00
AVESTA SYSTEMS, INC.	9/12/2017	9-17-12524	94113	9/27/2017	CANDIDATECARE FOR PERIOD 09/12/17 - 10/11/17	10-025-57100	Professional Fees-Human	\$800.00
						Totals for AVESTA SYSTEMS, INC.:		\$800.00
BATTERIES PLUS	9/1/2017	427-341386	93902	9/13/2017	12V LEAD BATTERY	10-015-57750	Small Equipment & Furniture-Information Techno	\$167.60
						Totals for BATTERIES PLUS:		\$167.60

Montgomery County Hospital District
Invoice Expense Allocation Report
Board Meeting 10/24/17- Paid Invoices

Vendor Name	Invoice Date	Invoice No.	Payment No.	Payment Date	Invoice Description	Account No.	Account Description	Amount
BAYLOR COLLEGE OF MEDICINE (SIM CENTER)	9/1/2017	17013	94193	10/4/2017	LIVE TISSUE LAB 09/22/16/PO 44832	10-009-58500	Training/Related Expenses-CE-OMD	\$11,533.70
					Totals for BAYLOR COLLEGE OF MEDICINE (SIM CENTER):			\$11,533.70
BAYLOR COLLEGE OF MEDICINE	9/1/2017	131660072-201706	94192	10/4/2017	TERMINATION OF LIFE SUPPORT 06/01/17-06/30/17	10-007-57100	Professional Fees-EMS	\$3,000.00
					Totals for BAYLOR COLLEGE OF MEDICINE:			\$3,000.00
BCBS OF TEXAS (POB 731428)	9/1/2017	TY483010005 09/01/17	3341	9/1/2017	BCBS PPO & HSA PREMIUMS 08/26/2017 - 08/31/17	10-025-51710	Health Insurance Claims-Human	\$17,406.98
	9/8/2017	TY483010005 09/08/17	3346	9/8/2017	BCBS PPO & HSA PREMIUMS 09/01/2017 - 09/08/17	10-025-51720	Health Insurance Admin Fees-Human	\$55,337.40
	9/15/2017	TY483010005 09/15/17	3429	9/15/2017	BCBS PPO & HSA PREMIUMS 09/09/2017 - 09/15/17	10-025-51710	Health Insurance Claims-Human	\$52,604.64
	9/16/2017	TY483010005 09/16/17	3432	9/16/2017	BCBS PPO & HSA PREMIUMS 09/16/2017 - 09/22/17	10-025-51710	Health Insurance Claims-Human	\$32,737.47
	9/29/2017	TY483010005 09/29/17	3437	9/29/2017	BCBS PPO & HSA PREMIUMS 09/23/2017 - 09/29/17	10-025-51710	Health Insurance Claims-Human	\$26,569.82
							Health Insurance Admin Fees-Human	\$102,359.05
								\$55,876.52
							Totals for BCBS OF TEXAS (POB 731428):	\$342,891.88
BELL, BRIAN	9/11/2017	BEL091117	93903	9/13/2017	REIMBURSEMENT/RENEWAL EMS PERSONNEL	10-009-52600	Books/Materials-OMD	\$96.00
							Totals for BELL, BRIAN:	\$96.00
BENTWATER ON THE NORTH SHORE % ROBERT	9/20/2017	OCT 2017-006	93997	9/20/2017	STATION 44	10-000-14900	Prepaid Expenses-BS	\$1,201.00
							Totals for BENTWATER ON THE NORTH SHORE % ROBERT JAMES (44):	\$1,201.00
BERLEHNER, ERIC	9/30/2017	BER093017	94194	10/4/2017	MILEAGE REIMBURSEMENT 09/18-09/27 2017	10-007-56200	Mileage Reimbursements-EMS	\$66.98
							Totals for BERLEHNER, ERIC:	\$66.98
BLACK & VEATCH CORPORATION	9/11/2017	1254102	94294	10/10/2017	BIRCH/HINTON/CONTRACT	10-004-57100	Professional Fees-Radio	\$1,117.50
							Totals for BLACK & VEATCH CORPORATION:	\$1,117.50
BONDS JANITORIAL SERVICE	9/1/2017	2788	93998	9/20/2017	YEARLY STRIP/WAX OF STATION	10-016-55600	Maintenance & Repairs-Buildings-Facil	\$5,709.90
	9/15/2017	2815	94195	10/4/2017	CLEANING STATION 32	10-016-55600	Maintenance & Repairs-Buildings-Facil	\$250.00
							Totals for BONDS JANITORIAL SERVICE:	\$5,959.90
BOON-CHAPMAN (Prime DX)	9/7/2017	612	93999	9/20/2017	MCMC/MRIOA/PROPEER MEDICAL REVIEWS	10-002-55700	Management Fees-PA	\$1,375.28
	9/1/2017	614	94000	9/20/2017	MEDICAL NECESSITY REVIEWS/AUGUST 2017	10-002-55700	Management Fees-PA	\$252.00
	9/8/2017	613	94001	9/20/2017	CASE MANAGEMENT AUGUST 2017	10-002-55700	Management Fees-PA	\$2,635.42
	9/19/2017	BOO091917	94196	10/4/2017	SEPTEMBER 2017 MEDICAL/SURGICAL UTILIZATION REVIE	10-002-55700	Management Fees-PA	\$27,308.50
							Totals for BOON-CHAPMAN (Prime DX):	\$31,571.20
BOSWELL, JOEL	9/30/2017	BOS093017	94197	10/4/2017	MILEAGE REIMBURSEMENT/ASM CONF 9/16-09/22	10-007-53150	Conferences - Fees, Travel, & Meals-EMS	\$242.46
	9/30/2017	BOS093017 \$416.00	94197	10/4/2017	PER DIEM/ASM CONF 09/16/17-09/22/17	10-007-53150	Conferences - Fees, Travel, & Meals-EMS	\$416.00
							Totals for BOSWELL, JOEL:	\$658.46
BOULWARE, TOLEDO P.	9/12/2017	BOU091217	93905	9/13/2017	OVERPAYMENT	10-000-21000	Accrued Expenditures-BS	\$1,282.00
							Totals for BOULWARE, TOLEDO P.:	\$1,282.00
BOUND TREE MEDICAL, LLC	9/6/2017	82614163	94002	9/20/2017	MEDICAL SUPPLIES	10-008-53900	Disposable Medical Supplies-Mater	\$4,407.74
						10-008-54000	Drug Supplies-Mater	\$1,384.10
	9/12/2017	82620175	94114	9/27/2017	MEDICAL SUPPLIES	10-008-54000	Drug Supplies-Mater	\$208.20
	9/8/2017	82617312	94002	9/20/2017	MEDICAL SUPPLIES	10-008-53900	Disposable Medical Supplies-Mater	\$1,056.50
	9/11/2017	82618752	94114	9/27/2017	MEDICAL SUPPLIES	10-008-54000	Drug Supplies-Mater	\$385.00
	9/11/2017	82618753	94114	9/27/2017	MEDICAL SUPPLIES	10-008-53900	Disposable Medical Supplies-Mater	\$3,971.03
						10-008-54000	Drug Supplies-Mater	\$1,350.90
	9/13/2017	82621825	94114	9/27/2017	MEDICAL SUPPLIES	10-008-54200	Durable Medical Equipment-Mater	\$1,319.21
	9/8/2017	82617313	94002	9/20/2017	MEDICAL SUPPLIES	10-008-54000	Drug Supplies-Mater	\$141.10
	9/18/2017	82626151	94198	10/4/2017	MEDICAL SUPPLIES	10-008-53900	Disposable Medical Supplies-Mater	\$1,892.02

Montgomery County Hospital District
Invoice Expense Allocation Report
Board Meeting 10/24/17- Paid Invoices

Vendor Name	Invoice Date	Invoice No.	Payment No.	Payment Date	Invoice Description	Account No.	Account Description	Amount
	9/18/2017	82626152	94198	10/4/2017	MEDICAL SUPPLIES	10-008-54000	Drug Supplies-Mater	\$1,799.60
	9/19/2017	82627626	94198	10/4/2017	MEDICAL SUPPLIES	10-008-53900	Disposable Medical Supplies-Mater	\$545.22
	9/19/2017	82627627	94198	10/4/2017	MEDICAL SUPPLIES	10-008-53900	Disposable Medical Supplies-Mater	\$422.60
	9/22/2017	82632118	94198	10/4/2017	MEDICAL SUPPLIES	10-008-54000	Drug Supplies-Mater	\$1,834.00
						10-008-53900	Disposable Medical Supplies-Mater	\$2,823.11
	9/25/2017	82633583	94295	10/10/2017	MEDICAL SUPPLIES	10-008-54000	Drug Supplies-Mater	\$79.12
	9/27/2017	82636532	94295	10/10/2017	MEDICAL SUPPLIES	10-008-53900	Disposable Medical Supplies-Mater	\$209.10
	9/27/2017	82636533	94295	10/10/2017	MEDICAL SUPPLIES	10-008-53900	Disposable Medical Supplies-Mater	\$3.44
	9/28/2017	82638201	94295	10/10/2017	MEDICAL SUPPLIES	10-008-54000	Drug Supplies-Mater	\$208.20
						10-008-53900	Disposable Medical Supplies-Mater	\$845.20
						Totals for BOUND TREE MEDICAL, LLC:		\$24,885.39
BUCKALEW CHEVROLET	9/13/2017	518276	94115	9/27/2017	VEHICLE PARTS	10-010-59050	Vehicle-Parts-Fleet	\$45.11
	9/19/2017	518401	94199	10/4/2017	VEHICLE PARTS	10-010-59050	Vehicle-Parts-Fleet	\$657.60
						Totals for BUCKALEW CHEVROLET:		\$702.71
C & B CHEMICAL	9/1/2017	1906437	93907	9/13/2017	STATION SUPPLIES	10-008-57900	Station Supplies-Mater	\$480.00
						Totals for C & B CHEMICAL:		\$480.00
C & R WATER SUPPLY, INC	9/5/2017	1754 1526 09	3360	9/20/2017	STATION 44 06/15/17-07/21/17	10-016-58800	Utilities-Facil	\$88.77
	9/18/2017	1526 09/18/17	94200	10/4/2017	STATION 44 08/18/17-09/18/17	10-016-58800	Utilities-Facil	\$83.90
						Totals for C & R WATER SUPPLY, INC:		\$172.67
CALLFIRE, INC. dba EZ TEXTING, CLUB TEXTING	9/5/2017	1754 191053 09	3361	9/20/2017	ADDITIONAL EMS TEXTING	10-007-56700	Paging System-EMS	\$20.00
	9/5/2017	1754 188476 09	3361	9/20/2017	ADDITIONAL EMS TEXTING	10-007-56700	Paging System-EMS	\$20.00
	9/5/2017	1754 216953 09	3361	9/20/2017	ADDITIONAL EMS TEXTING	10-007-56700	Paging System-EMS	\$20.00
	9/5/2017	1754 182259 09	3361	9/20/2017	ADDITIONAL EMS TEXTING	10-007-56700	Paging System-EMS	\$20.00
	9/5/2017	1754 124114 09	3361	9/20/2017	ADDITIONAL EMS TEXTING	10-007-56700	Paging System-EMS	\$20.00
	9/5/2017	1754 737828 09	3361	9/20/2017	ELITE TEXTING PLAN	10-007-56700	Paging System-EMS	\$149.00
						Totals for CALLFIRE, INC. dba EZ TEXTING, CLUB TEXTING BILLING, SKYY CO:		\$249.00
CANON FINANCIAL SERVICES, INC.	9/12/2017	17767412	94116	9/27/2017	SCHEDULE# 001-0735472-001 CONTRACT # DIR-TSL-3101	10-015-55400	Leases/Contracts-Information Technology	\$3,371.71
						Totals for CANON FINANCIAL SERVICES, INC.:		\$3,371.71
CDW GOVERNMENT, INC.	9/2/2017	KBH7700	94003	9/20/2017	CISCO SF500-24P	10-004-57750	Small Equipment & Furniture-Radio	\$1,230.76
	9/1/2017	JZD0138	94003	9/20/2017	CISCO SMARTNET SERVICE AGREEMENT 9/17-10/18	10-015-53000	Computer Maintenance-Information Technology	\$35,871.06
	9/1/2017	JLS5392	94003	9/20/2017	LINKSYS DESKTOP SWITCH	10-015-57750	Small Equipment & Furniture-Information Technoi	\$316.78
	9/19/2017	KFR0431	94201	10/4/2017	SAM SH850 27" QHD HDMI MONITORS	10-015-57750	Small Equipment & Furniture-Information Technoi	\$2,564.16
	9/13/2017	KDM1703	94117	9/27/2017	ADOBE CORP CCT RNW	10-015-53050	Computer Software-Information Technology	\$579.14
	9/8/2017	KCG7666	94117	9/27/2017	AVH 120625919-1 MONTGOMERY COUNTY	10-015-53000	Computer Maintenance-Information Technology	\$29,131.00
	9/30/2017	KJL5933		10/29/2017	VERITAS ESSENTIAL SUPPORT RENEWAL	10-015-53050	Computer Software-Information Technology	\$8,978.00
	9/29/2017	KJK5414	94298	10/10/2017	RAM MOUNTING ARM	10-015-57750	Small Equipment & Furniture-Information Technoi	\$498.00
						Totals for CDW GOVERNMENT, INC.:		\$79,168.90
CENTERPOINT ENERGY (REL109)	9/1/2017	88589239 09	93910	9/13/2017	ADMIN 08/02/17-09/05/17	10-016-58800	Utilities-Facil	\$406.10
	9/5/2017	1754 88589239 09	3362	9/20/2017	ADMIN 07/03/17-08/02/17	10-016-58800	Utilities-Facil	\$675.72
	9/5/2017	88820089 09/05/17	94004	9/20/2017	STATION 10 08/04/17-09/05/17	10-016-58800	Utilities-Facil	\$20.27
	9/5/2017	88589239 09/05/17	94004	9/20/2017	ADMIN 08/02/17-09/05/17	10-016-58800	Utilities-Facil	\$133.84
	9/13/2017	98116148 09/13/17	94004	9/20/2017	STATION 14 08/14/17-09/13/17	10-016-58800	Utilities-Facil	\$26.14
	9/12/2017	64013049610 09	94004	9/20/2017	STATION 45 09/07/17-09/12/17	10-016-58800	Utilities-Facil	\$63.20
	9/12/2017	64006986422 09	94004	9/20/2017	STATION 43 08/11/17-09/12/17	10-016-58800	Utilities-Facil	\$22.79
	9/22/2017	92013168 09/22/17	94202	10/4/2017	STATION 30 08/24/17-09/22/17	10-016-58800	Utilities-Facil	\$18.38
	9/26/2017	88796735 09/26/17	94299	10/10/2017	STATION 20 08/25/17-09/26/17	10-016-58800	Utilities-Facil	\$54.93
						Totals for CENTERPOINT ENERGY (REL109):		\$1,421.37
CENTRELEARN SOLUTIONS, LLC	9/7/2017	INV00000020260	94118	9/27/2017	LMS WITH CONTENT/LEARNING MGMT SYS	10-009-58500	Training/Related Expenses-CE-OMD	\$580.00

Montgomery County Hospital District
Invoice Expense Allocation Report
Board Meeting 10/24/17- Paid Invoices

Vendor Name	Invoice Date	Invoice No.	Payment No.	Payment Date	Invoice Description	Account No.	Account Description	Amount
	9/7/2017	INV00000020258	94118	9/27/2017	ACCESS TO CL COMPLETE/LMS ONLY MCHD	10-009-58500	Training/Related Expenses-CE-OMD	\$964.00
	9/7/2017	INV00000020259	94118	9/27/2017	ACCESS COMPLETE/LMS ONLY MCHD FIRST RESPONDERS	10-009-58500	Training/Related Expenses-CE-OMD	\$2,194.00
							Totals for CENTRELEARN SOLUTIONS, LLC:	\$3,738.00
CENTURY LINK (Phoenix)	9/19/2017	313194646 09/19/17	94203	10/4/2017	STATION 34 09/19/17-10/18/17	10-015-58310	Telephones-Service-Information Technology	\$259.37
							Totals for CENTURY LINK (Phoenix):	\$259.37
CHARTER COMMUNICATIONS	9/8/2017	0035377 09/08/17	94005	9/20/2017	STATION 22 09//08/17-10/17/17	10-015-58310	Telephones-Service-Information Technology	\$89.98
							Totals for CHARTER COMMUNICATIONS:	\$89.98
CHASE PEST CONTROL, INC.	9/1/2017	2554081517	94119	9/27/2017	EXTERIOR COMMERICAL SERVICE-BI-MONTHLY	10-016-55600	Maintenance & Repairs-Buildings-Facil	\$155.00
	9/1/2017	2558080417	94119	9/27/2017	EXTERIOR COMMERICAL SERVICE-BI-MONTHLY	10-016-55600	Maintenance & Repairs-Buildings-Facil	\$195.00
	9/1/2017	2559080417	94119	9/27/2017	EXTERIOR COMMERICAL SERVICE-BI-MONTHLY	10-016-55600	Maintenance & Repairs-Buildings-Facil	\$175.00
	9/1/2017	2561080417	94119	9/27/2017	EXTERIOR COMMERICAL SERVICE-BI-MONTHLY	10-016-55600	Maintenance & Repairs-Buildings-Facil	\$145.00
	9/1/2017	3851081517	94119	9/27/2017	EXTERIOR COMMERICAL SERVICE-BI-MONTHLY	10-016-55600	Maintenance & Repairs-Buildings-Facil	\$155.00
	9/1/2017	2557080417	94119	9/27/2017	EXTERIOR COMMERICAL SERVICE-BI-MONTHLY	10-016-55600	Maintenance & Repairs-Buildings-Facil	\$185.00
	9/1/2017	2553081517	94119	9/27/2017	EXTERIOR COMMERICAL SERVICE-BI-MONTHLY	10-016-55600	Maintenance & Repairs-Buildings-Facil	\$155.00
	9/1/2017	2555081517	94119	9/27/2017	EXTERIOR COMMERICAL SERVICE-BI-MONTHLY	10-016-55600	Maintenance & Repairs-Buildings-Facil	\$155.00
	9/1/2017	3844080417	94119	9/27/2017	EXTERIOR COMMERICAL SERVICE-BI-MONTHLY	10-016-55600	Maintenance & Repairs-Buildings-Facil	\$155.00
	9/1/2017	2562080417	94119	9/27/2017	EXTERIOR COMMERICAL SERVICE-BI-MONTHLY	10-016-55600	Maintenance & Repairs-Buildings-Facil	\$155.00
	9/1/2017	2556080417	94119	9/27/2017	EXTERIOR COMMERICAL SERVICE-BI-MONTHLY	10-016-55600	Maintenance & Repairs-Buildings-Facil	\$200.00
	9/1/2017	3849080417	94120	9/27/2017	EXTERIOR COMMERICAL SERVICE-BI-MONTHLY	10-016-55600	Maintenance & Repairs-Buildings-Facil	\$95.00
	9/1/2017	3845081517	94120	9/27/2017	EXTERIOR COMMERICAL SERVICE BI-MONTHLY	10-016-55600	Maintenance & Repairs-Buildings-Facil	\$155.00
							Totals for CHASE PEST CONTROL, INC.:	\$2,080.00
CHAVEZ, ALBERTO	9/13/2017	CHA091317	93911	9/13/2017	MONIES OWED TO EMPLOYEE PPE 09.02.17	10-000-21400	Accrued Payroll-BS	\$186.91
							Totals for CHAVEZ, ALBERTO:	\$186.91
CHAVEZ, CECILIA	9/30/2017	CHA093017	94301	10/10/2017	WELLNESS PROGRAM/MASSAGES	10-025-54350	Employee Health/Wellness-Human	\$75.00
							Totals for CHAVEZ, CECILIA:	\$75.00
CHEVRON	9/5/2017	2269 369964 09	3363	9/20/2017	FUEL	10-010-54700	Fuel-Fleet	\$25.07
	9/5/2017	4549 873850 09	3363	9/20/2017	INSPECTION OF SHOP 330	10-010-59100	Vehicle-Registration-Fleet	\$25.50
							Totals for CHEVRON:	\$50.57
CITY OF CONROE (300 W DAVIS)	9/29/2017	CIT092917	94184	9/29/2017	INTERLOCAL AGREEMENT/REVENUE SHARING/RADIO COI	10-000-20600	Accounts Payable-Other-BS	\$63,709.73
							Totals for CITY OF CONROE (300 W DAVIS):	\$63,709.73
CITY OF CONROE, WATER (3066)	9/19/2017	00491400000 09/19/17	94204	10/4/2017	MCHD CAMPUS 08/15/17-09/12/17	10-016-58800	Utilities-Facil	\$2,063.80
	9/29/2017	00720592000 09/29/17	94302	10/10/2017	STATION 20 08/24/17-09/25/17	10-016-58800	Utilities-Facil	\$78.13
							Totals for CITY OF CONROE, WATER (3066):	\$2,141.93
CLANCY, LOIS	9/30/2017	CLA093017	94303	10/10/2017	WELLNESS PROGRAM/GYM MEMBERSHIP & RACES	10-025-54350	Employee Health/Wellness-Human	\$300.00
							Totals for CLANCY, LOIS:	\$300.00
CLARK, MORGAN	9/8/2017	CLA091317	93913	9/13/2017	MONIES OWED TO EMPLOYEE PPE 09.02.17	10-000-21400	Accrued Payroll-BS	\$1,353.83
							Totals for CLARK, MORGAN:	\$1,353.83
CLARKSON, BRITTANI	9/13/2017	CLA091317	93913	9/13/2017	MONIES OWED TO EMPLOYEE PPE 09.02.17	10-000-21400	Accrued Payroll-BS	\$856.75
	9/14/2017	CLA091417	94006	9/20/2017	WELLNESS PROGRAM/GYM MEMBERSHIP	10-025-54350	Employee Health/Wellness-Human	\$25.00
	9/22/2017	CLA092217	94098	9/22/2017	MONIES OWED TO EMPLOYEE PPE 09.16.17	10-000-21400	Accrued Payroll-BS	\$152.23
							Totals for CLARKSON, BRITTANI:	\$1,033.98
CLS TECHNOLOGY, INC	9/19/2017	27678	94205	10/4/2017	SERVICE CALL	10-016-55600	Maintenance & Repairs-Buildings-Facil	\$268.64
							Totals for CLS TECHNOLOGY, INC:	\$268.64

Montgomery County Hospital District
Invoice Expense Allocation Report
Board Meeting 10/24/17- Paid Invoices

Vendor Name	Invoice Date	Invoice No.	Payment No.	Payment Date	Invoice Description	Account No.	Account Description	Amount
COBURN SUPPLY COMPANY, INC.	9/5/2017	9390 408739 09	3364	9/20/2017	DUCT FOR PORTABLE A/C UNITS	10-016-57725	Shop Supplies-Facil	\$22.88
							Totals for COBURN SUPPLY COMPANY, INC.:	\$22.88
COLONIAL LIFE	9/1/2017	E3387610 09/01/17	3347	9/1/2017	CONTROL NO. E3387610 PREMIUMS 08/01/17-08/31/17	10-000-21590	P/R-Premium Cancer/Accident-BS	\$8,034.85
							Totals for COLONIAL LIFE:	\$8,034.85
COMCAST CORPORATION	9/5/2017	8777702080546356 09	93916	9/13/2017	STATION 21 09/05/17-10/05/17	10-016-58800	Utilities-Facil	\$103.80
						10-015-58310	Telephones-Service-Information Technology	\$59.95
	9/5/2017	1754 0849557 09	3365	9/20/2017	STATION 23 09/16/17-10/15/17	10-016-58800	Utilities-Facil	\$111.26
						Totals for COMCAST CORPORATION:	\$275.01	
CONNECT YOUR CARE	9/1/2017	180248393	3342	9/1/2017	FLEXIBLE SPENDING ACCOUNT 08/25/17 - 08/31/17	10-000-21585	P/R-Flexible Spending-BS-BS	\$240.07
	9/8/2017	181090017	3348	9/8/2017	FLEXIBLE SPENDING ACCOUNT 09/01/17 - 09/07/17	10-000-21585	P/R-Flexible Spending-BS-BS	\$181.46
	9/11/2017	182010360	3430	9/11/2017	FSA PER EMPLOYEE MONTHLY ADMISTRATION & NEW EN	10-025-57100	Professional Fees-Human	\$53.28
	9/15/2017	181748898	3433	9/15/2017	FLEXIBLE SPENDING ACCOUNT 09/08/17 - 09/14/17	10-000-21585	P/R-Flexible Spending-BS-BS	\$968.70
	9/22/2017	182691442	3434	9/22/2017	FLEXIBLE SPENDING ACCOUNT 09/15/17 - 09/21/17	10-000-21585	P/R-Flexible Spending-BS-BS	\$370.36
	9/29/2017	183253115 09/29/17	3438	9/29/2017	FLEXIBLE SPENDING ACCOUNT 09/22/17 - 09/28/17	10-000-21585	P/R-Flexible Spending-BS-BS	\$297.27
	Totals for CONNECT YOUR CARE:	\$2,111.14						
	CONROE FAMILY MEDICINE, PA	9/26/2017	128544	94206	10/4/2017	PREVENTIVE CARE/NEW HIRE	10-025-57300	Recruit/Investigate-Human
9/26/2017		128504	94206	10/4/2017	PREVENTIVE CARE/NEW HIRE	10-025-57300	Recruit/Investigate-Human	\$55.00
9/26/2017		128677	94206	10/4/2017	PREVENTIVE CARE/NEW HIRE	10-025-57300	Recruit/Investigate-Human	\$138.00
9/26/2017		128554	94206	10/4/2017	PREVENTIVE CARE/NEW HIRE	10-025-57300	Recruit/Investigate-Human	\$75.00
9/26/2017		128498	94206	10/4/2017	PREVENTIVE CARE/NEW HIRE	10-025-57300	Recruit/Investigate-Human	\$55.00
9/26/2017		128473	94206	10/4/2017	PREVENTIVE CARE/NEW HIRE	10-025-57300	Recruit/Investigate-Human	\$217.00
9/26/2017		128496	94206	10/4/2017	PREVENTIVE CARE/NEW HIRE	10-025-57300	Recruit/Investigate-Human	\$359.00
Totals for CONROE FAMILY MEDICINE, PA:		\$954.00						
CONROE NOON LIONS CLUB	9/5/2017	1754 008168 09	3366	9/20/2017	MEMBERSHIP DUES/J COSPER	10-007-54100	Dues/Subscriptions-EMS	\$55.00
							Totals for CONROE NOON LIONS CLUB:	\$55.00
CONROE REGIONAL MEDICAL CENTER	9/20/2017	SEPT 2017-001	93988	9/20/2017	STATION 90 LEASE	10-016-57500	Rent-Facil	\$3,501.17
	9/20/2017	OCT 2017	94007	9/20/2017	STATION 90 LEASE	10-000-14900	Prepaid Expenses-BS	\$3,501.17
	Totals for CONROE REGIONAL MEDICAL CENTER:	\$7,002.34						
CONROE WELDING SUPPLY, INC.	9/11/2017	CT843311	93918	9/13/2017	OXYGEN MEDICAL	10-008-56600	Oxygen & Gases-Mater	\$53.20
	9/8/2017	CT842958	93918	9/13/2017	OXYGEN MEDICAL	10-008-56600	Oxygen & Gases-Mater	\$88.40
	9/7/2017	CT842809	93919	9/13/2017	OXYGEN MEDICAL	10-008-56600	Oxygen & Gases-Mater	\$107.45
	9/7/2017	CT842879	93919	9/13/2017	OXYGEN MEDICAL	10-008-56600	Oxygen & Gases-Mater	\$254.30
	9/6/2017	CT842759	93919	9/13/2017	OXYGEN MEDICAL	10-008-56600	Oxygen & Gases-Mater	\$137.79
	9/5/2017	CT842439	93919	9/13/2017	OXYGEN MEDICAL	10-008-56600	Oxygen & Gases-Mater	\$80.60
	9/11/2017	PS410781	93919	9/13/2017	OXYGEN MEDICAL	10-008-56600	Oxygen & Gases-Mater	\$90.42
	9/11/2017	PS410780	93919	9/13/2017	OXYGEN MEDICAL	10-008-56600	Oxygen & Gases-Mater	\$53.20
	9/14/2017	CT843654	94008	9/20/2017	OXYGEN MEDICAL	10-008-56600	Oxygen & Gases-Mater	\$92.40
	9/13/2017	CT843520	94008	9/20/2017	OXYGEN MEDICAL	10-008-56600	Oxygen & Gases-Mater	\$99.20
	9/13/2017	CT843245	94008	9/20/2017	OXYGEN MEDICAL	10-008-56600	Oxygen & Gases-Mater	\$152.00
	9/14/2017	CT842356	94008	9/20/2017	OXYGEN MEDICAL	10-008-56600	Oxygen & Gases-Mater	\$46.40
	9/12/2017	CT843281	94008	9/20/2017	OXYGEN MEDICAL	10-008-56600	Oxygen & Gases-Mater	\$106.00
	9/12/2017	CT843279	94008	9/20/2017	OXYGEN MEDICAL	10-008-56600	Oxygen & Gases-Mater	\$161.80
	9/18/2017	CT844185	94008	9/20/2017	NITROUS OXIDE	10-008-56600	Oxygen & Gases-Mater	\$375.80
	9/18/2017	PS411496	94008	9/20/2017	OXYGEN MEDICAL	10-008-56600	Oxygen & Gases-Mater	\$62.00
	9/18/2017	PS411497	94008	9/20/2017	OXYGEN MEDICAL	10-008-56600	Oxygen & Gases-Mater	\$35.60
	9/21/2017	CT843928	94122	9/27/2017	OXYGEN MEDICAL	10-008-56600	Oxygen & Gases-Mater	\$142.20
	9/21/2017	CT844534	94122	9/27/2017	OXYGEN MEDICAL	10-008-56600	Oxygen & Gases-Mater	\$170.60
	9/19/2017	CT844190	94122	9/27/2017	OXYGEN MEDICAL	10-008-56600	Oxygen & Gases-Mater	\$238.00

Montgomery County Hospital District
Invoice Expense Allocation Report
Board Meeting 10/24/17- Paid Invoices

Vendor Name	Invoice Date	Invoice No.	Payment No.	Payment Date	Invoice Description	Account No.	Account Description	Amount
	9/19/2017	CT844130	94122	9/27/2017	OXYGEN MEDICAL	10-008-56600	Oxygen & Gases-Mater	\$189.20
	9/26/2017	CT844716	94122	9/27/2017	OXYGEN MEDICAL	10-008-56600	Oxygen & Gases-Mater	\$128.60
	9/26/2017	CT840413	94122	9/27/2017	OXYGEN MEDICAL	10-008-56600	Oxygen & Gases-Mater	\$350.80
	9/25/2017	PS411827	94122	9/27/2017	OXYGEN MEDICAL	10-008-56600	Oxygen & Gases-Mater	\$62.00
	9/25/2017	PS411498	94122	9/27/2017	OXYGEN MEDICAL	10-008-56600	Oxygen & Gases-Mater	\$44.40
	9/25/2017	CT844980	94122	9/27/2017	OXYGEN MEDICAL	10-008-56600	Oxygen & Gases-Mater	\$254.86
	9/30/2017	R09173214	94207	10/4/2017	CYLINDER RENTAL	10-008-56600	Oxygen & Gases-Mater	\$309.40
	9/30/2017	R09173215	94207	10/4/2017	CYLINDER RENTAL	10-008-56600	Oxygen & Gases-Mater	\$5.00
	9/30/2017	R09173216	94207	10/4/2017	CYLINDER RENTAL	10-008-56600	Oxygen & Gases-Mater	\$13.65
	9/30/2017	R09173217	94207	10/4/2017	CYLINDER RENTAL	10-008-56600	Oxygen & Gases-Mater	\$15.00
	9/30/2017	R09173218	94207	10/4/2017	CYLINDER RENTAL	10-008-56600	Oxygen & Gases-Mater	\$40.00
	9/30/2017	R09173220	94207	10/4/2017	CYLINDER RENTAL	10-008-56600	Oxygen & Gases-Mater	\$52.30
	9/30/2017	R09173221	94207	10/4/2017	CYLINDER RENTAL	10-008-56600	Oxygen & Gases-Mater	\$10.00
	9/30/2017	R09173222	94207	10/4/2017	CYLINDER RENTAL	10-008-56600	Oxygen & Gases-Mater	\$22.75
	9/30/2017	R09173223	94207	10/4/2017	CYLINDER RENTAL	10-008-56600	Oxygen & Gases-Mater	\$22.75
	9/30/2017	R09173225	94207	10/4/2017	CYLINDER RENTAL	10-008-56600	Oxygen & Gases-Mater	\$164.25
	9/30/2017	R09173226	94207	10/4/2017	CYLINDER RENTAL	10-008-56600	Oxygen & Gases-Mater	\$107.75
	9/30/2017	R09173227	94208	10/4/2017	CYLINDER RENTAL	10-008-56600	Oxygen & Gases-Mater	\$34.55
	9/30/2017	R09173228	94208	10/4/2017	CYLINDER RENTAL	10-008-56600	Oxygen & Gases-Mater	\$16.75
	9/30/2017	R09173230	94208	10/4/2017	CYLINDER RENTAL	10-008-56600	Oxygen & Gases-Mater	\$14.55
	9/30/2017	R09173231	94208	10/4/2017	CYLINDER RENTAL	10-008-56600	Oxygen & Gases-Mater	\$15.00
	9/30/2017	R09173234	94208	10/4/2017	CYLINDER RENTAL	10-008-56600	Oxygen & Gases-Mater	\$72.80
	9/30/2017	R09173235	94208	10/4/2017	CYLINDER RENTAL	10-008-56600	Oxygen & Gases-Mater	\$100.10
	9/30/2017	R09173236	94208	10/4/2017	CYLINDER RENTAL	10-008-56600	Oxygen & Gases-Mater	\$119.20
	9/30/2017	R09173237	94208	10/4/2017	CYLINDER RENTAL	10-008-56600	Oxygen & Gases-Mater	\$22.75
	9/30/2017	R09173793	94208	10/4/2017	CYLINDER RENTAL	10-008-56600	Oxygen & Gases-Mater	\$760.15
	9/28/2017	CT845352	94208	10/4/2017	OXYGEN MEDICAL	10-008-56600	Oxygen & Gases-Mater	\$132.40
	9/27/2017	CT845167	94208	10/4/2017	OXYGEN MEDICAL	10-008-56600	Oxygen & Gases-Mater	\$134.40
							Totals for CONROE WELDING SUPPLY, INC.:	\$5,762.72
CONROE/LAKE CONROE CHAMBER OF COMME	9/1/2017	95172	93920	9/13/2017	NON PROFIT MEMBER-RENEWAL/RANDY JOHNSON	10-001-54100	Dues/Subscriptions-Admin	\$165.00
							Totals for CONROE/LAKE CONROE CHAMBER OF COMMERCE:	\$165.00
CONSOLIDATED COMMUNICATIONS-LUF	9/1/2017	06060MCD-S-17244 09	94009	9/20/2017	MCHD CAMPUS 09/01/17-09/30/17	10-015-58310	Telephones-Service-Information Technology	\$179.22
							Totals for CONSOLIDATED COMMUNICATIONS-LUF:	\$179.22
CONSOLIDATED COMMUNICATIONS-TXU	9/1/2017	9365399272 09/01/17	93848	9/7/2017	ADMIN 09/01/17-09/30/17	10-015-58310	Telephones-Service-Information Technology	\$36.10
	9/11/2017	9360434566 09	94010	9/20/2017	STATION 43 09/11/17-10/10/17	10-015-58310	Telephones-Service-Information Technology	\$182.40
	9/16/2017	00096001460 09	94123	9/27/2017	ADMIN 09/16/17-10/11/17	10-015-58310	Telephones-Service-Information Technology	\$591.36
	9/16/2017	0009600539 09	94124	9/27/2017	ADMIN 09/16/17-10/11/17	10-015-58310	Telephones-Service-Information Technology	\$300.08
	9/21/2017	9365393450 09/21/17	94209	10/4/2017	ADMIN 09/21/17-10/16/17	10-015-58310	Telephones-Service-Information Technology	\$113.43
						10-015-58320	Telephones - Long Distance-Information Technolo	\$12.41
	9/21/2017	9365391160 09/21/17	94210	10/4/2017	ADMIN 09/21/17-10/16/17	10-015-58310	Telephones-Service-Information Technology	\$3,810.61
						10-015-58320	Telephones - Long Distance-Information Technolo	\$707.18
							Totals for CONSOLIDATED COMMUNICATIONS-TXU:	\$5,753.57
CORMACK, GAVIN	9/18/2017	COR091817	94011	9/20/2017	MILEAGE REIMBURSEMENT/HARVEY/ 08/26/17-09/01/17	10-006-56200	Mileage Reimbursements-Alarm	\$83.13
							Totals for CORMACK, GAVIN:	\$83.13
COSPER, JARED	9/14/2017	COS091417	94012	9/20/2017	TUITION REIMBURSEMENT SUMMER	10-025-58550	Tuition Reimbursement-Human	\$4,471.06
	9/28/2017	COS092817	94211	10/4/2017	TRAVEL EXPENSE REIMBURSEMENT 05/15-08/02	10-007-53150	Conferences - Fees, Travel, & Meals-EMS	\$497.61
							Totals for COSPER, JARED:	\$4,968.67
CRAWFORD, SONDR	9/11/2017	00020	94125	9/27/2017	TRANSPORTATION SERVICES 08/15/17 - 09/11/17	10-039-56500	Other Services-Param	\$925.00
							Totals for CRAWFORD, SONDR	\$925.00

Montgomery County Hospital District
Invoice Expense Allocation Report
Board Meeting 10/24/17- Paid Invoices

Vendor Name	Invoice Date	Invoice No.	Payment No.	Payment Date	Invoice Description	Account No.	Account Description	Amount
CROCKER, KEVIN JAMES	9/8/2017	CRO090817	93895	9/8/2017	MONIES OWED TO EMPLOYEE PPE 09.02.17	10-000-21400	Accrued Payroll-BS	\$1,240.31
							Totals for CROCKER, KEVIN JAMES:	\$1,240.31
CROWN PAPER AND CHEMICAL	9/5/2017	106785	94013	9/20/2017	STATION SUPPLIES	10-008-57900	Station Supplies-Mater	\$107.30
	9/6/2017	106888	94013	9/20/2017	STATION SUPPLIES	10-008-57900	Station Supplies-Mater	\$269.25
	9/12/2017	107097	94126	9/27/2017	STATION SUPPLIES	10-008-57900	Station Supplies-Mater	\$45.11
	9/18/2017	107287	94213	10/4/2017	STATION SUPPLIES	10-008-57900	Station Supplies-Mater	\$149.28
	9/1/2017	106712	94213	10/4/2017	STATION SUPPLIES	10-008-57900	Station Supplies-Mater	\$7.90
	9/1/2017	106669	94312	10/10/2017	SHOP SUPPLIES	10-016-57725	Shop Supplies-Facil	\$258.00
							Totals for CROWN PAPER AND CHEMICAL:	\$836.84
CRUMP, GLORIA	9/30/2017	CRU093017	94313	10/10/2017	WELLNESS PROGRAM/MASSAGES	10-025-54350	Employee Health/Wellness-Human	\$150.00
							Totals for CRUMP, GLORIA:	\$150.00
CUMMINS SOUTHERN PLAINS, LTD.	9/6/2017	012-5134	94014	9/20/2017	VEHICLE PARTS	10-010-59050	Vehicle-Parts-Fleet	\$2,075.89
	9/7/2017	012-5367	94014	9/20/2017	LOAD BANK TEST 2 HOUR	10-016-55600	Maintenance & Repairs-Buildings-Facil	\$691.00
	9/28/2017	012-8703	94314	10/10/2017	FILTER-OIL/ELEMENT AIR CLNR	10-010-59050	Vehicle-Parts-Fleet	\$624.11
	9/29/2017	012-8978	94314	10/10/2017	FILTER-OIL/ELEMENT AIR CLNR	10-010-59050	Vehicle-Parts-Fleet	\$613.69
							Totals for CUMMINS SOUTHERN PLAINS, LTD.:	\$4,004.69
CWS PROPANE, LLC	9/1/2017	13476	93921	9/13/2017	1000 GAL PROPANE TANK & DELIVERY CHARGE	10-016-57750	Small Equipment & Furniture-Facil	\$2,375.00
	9/7/2017	6281	94015	9/20/2017	PROPANE	10-016-55600	Maintenance & Repairs-Buildings-Facil	\$1,600.00
							Totals for CWS PROPANE, LLC:	\$3,975.00
DAILEY WELLS COMMUNICATION	9/14/2017	17LS091401	94214	10/4/2017	ON SITE SUPPORT FOR DWC/SEPTEMBER 2017	10-004-57100	Professional Fees-Radio	\$15,210.00
	9/1/2017	17LS083102	94214	10/4/2017	ON SITE SUPPORT FOR DWC/AUGUST 2017	10-004-57100	Professional Fees-Radio	\$15,210.00
	9/1/2017	17LS073101	94214	10/4/2017	ON SITE SUPPORT FOR DWC/JULY 2017	10-004-57100	Professional Fees-Radio	\$15,210.00
	9/1/2017	17LS063001	94214	10/4/2017	ON SITE SUPPORT FOR DWC/JUNE 2017	10-004-57100	Professional Fees-Radio	\$15,210.00
							Totals for DAILEY WELLS COMMUNICATION:	\$60,840.00
DARST, THOMAS J	9/30/2017	DAR093017	94215	10/4/2017	PER DIEM/CCM CONF 09/16/17-09/22/17	10-006-53150	Conferences - Fees, Travel, & Meals-Alarm	\$416.00
							Totals for DARST, THOMAS J:	\$416.00
DAVENPORT, RYAN	9/30/2017	DAV093017	94315	10/10/2017	WELLNESS PROGRAM/GYM MEMBERSHIP	10-025-54350	Employee Health/Wellness-Human	\$175.00
							Totals for DAVENPORT, RYAN:	\$175.00
DEMONTROND	9/20/2017	CM195922			CREDIT	10-010-59050	Vehicle-Parts-Fleet	(\$203.28)
	9/20/2017	CM195390			CREDIT CORE RETURN	10-010-59050	Vehicle-Parts-Fleet	(\$120.00)
	9/18/2017	CM193217			CREDIT CORE RETURN	10-010-59050	Vehicle-Parts-Fleet	(\$40.00)
	9/18/2017	CM181487A			CREDIT CORE RETURN	10-010-59050	Vehicle-Parts-Fleet	(\$40.00)
	9/18/2017	CM195658			CREDIT CORE RETURN	10-010-59050	Vehicle-Parts-Fleet	(\$80.00)
	9/6/2017	196402	94016	9/20/2017	VEHICLE PARTS	10-010-59050	Vehicle-Parts-Fleet	\$1,245.00
	9/13/2017	196630	94127	9/27/2017	VEHICLE PARTS	10-010-59050	Vehicle-Parts-Fleet	\$572.99
	9/7/2017	196403	94016	9/20/2017	VEHICLE PARTS	10-010-59050	Vehicle-Parts-Fleet	\$415.20
	9/18/2017	196829	94216	10/4/2017	VEHICLE PARTS	10-010-59050	Vehicle-Parts-Fleet	\$1,107.99
	9/18/2017	196832	94216	10/4/2017	VEHICLE PARTS	10-010-59050	Vehicle-Parts-Fleet	\$1,960.30
	9/6/2017	196401	94127	9/27/2017	VEHICLE PARTS	10-010-59050	Vehicle-Parts-Fleet	\$1,777.91
	9/18/2017	196830	94216	10/4/2017	VEHICLE PARTS	10-010-59050	Vehicle-Parts-Fleet	\$1,617.88
	9/22/2017	196999	94216	10/4/2017	VEHICLE PARTS	10-010-59050	Vehicle-Parts-Fleet	\$552.12
	9/21/2017	197028	94216	10/4/2017	VEHICLE PARTS	10-010-59050	Vehicle-Parts-Fleet	\$47.64
	9/18/2017	196878	94216	10/4/2017	VEHICLE PARTS	10-010-59050	Vehicle-Parts-Fleet	\$11.94
	9/25/2017	197176	94317	10/10/2017	VEHICLE PARTS	10-010-59050	Vehicle-Parts-Fleet	\$270.60
	9/26/2017	197229	94317	10/10/2017	VEHICLE PARTS	10-010-59050	Vehicle-Parts-Fleet	\$102.03
	9/5/2017	196328	94216	10/4/2017	VEHICLE PARTS	10-010-59050	Vehicle-Parts-Fleet	\$1,912.58
	9/28/2017	197288	94317	10/10/2017	VEHICLE PARTS	10-010-59050	Vehicle-Parts-Fleet	\$45.32
	9/28/2017	197254	94317	10/10/2017	VEHICLE PARTS	10-010-59050	Vehicle-Parts-Fleet	\$1,743.50

Montgomery County Hospital District
Invoice Expense Allocation Report
Board Meeting 10/24/17- Paid Invoices

Vendor Name	Invoice Date	Invoice No.	Payment No.	Payment Date	Invoice Description	Account No.	Account Description	Amount
Totals for DEMONTROND:								\$12,899.72
DIRECTV	9/5/2017	1754 007780873 09	3367	9/20/2017	STATION 31 09/05/17-10/04/17	10-016-58800	Utilities-Facil	\$216.36
	9/5/2017	1754 26721655 09	3368	9/20/2017	STATION 32 09/05/17-10/04/17	10-016-58800	Utilities-Facil	\$216.36
	9/5/2017	1754 052835057 09	3369	9/20/2017	STATION 40 08/10/17-09/09/17	10-016-58800	Utilities-Facil	\$124.98
	9/5/2017	1754 7003034 09	3370	9/20/2017	MOCO CONSTABLE OFFICE	10-016-58800	Utilities-Facil	\$216.36
	9/5/2017	1754 26363325 09	3371	9/20/2017	STATION 43 09/05/17-10/04/17	10-016-58800	Utilities-Facil	\$216.36
	9/5/2017	1754 053487253 09	3372	9/20/2017	STATION 10 08/14/17-09/13/17	10-016-58800	Utilities-Facil	\$124.98
	9/5/2017	1754 059502753 09	3373	9/20/2017	STATION 20 08/15/17-09/14/17	10-016-58800	Utilities-Facil	\$124.98
	9/5/2017	1754 035677337 09	3374	9/20/2017	ADMIN 08/21/17-09/20/17	10-016-58800	Utilities-Facil	\$63.98
	9/5/2017	1754 7637939 09	3375	9/20/2017	STATION 44 08/21/17-09/20/17	10-016-58800	Utilities-Facil	\$216.36
	9/5/2017	1754 2444813 09	3376	9/20/2017	STATION 41 08/21/17-09/20/17	10-016-58800	Utilities-Facil	\$216.36
	9/5/2017	1754 028100681 09	3377	9/20/2017	STATION 30 08/24/17-09/23/17	10-016-58800	Utilities-Facil	\$136.97
	9/5/2017	1754 22828155 09	3378	9/20/2017	STATION 32 08/24/17-09/23/17	10-016-58800	Utilities-Facil	\$216.36
	9/24/2017	035677337 09/24/17	94185	9/29/2017	STATION 11 08/21/17-09/20/17	10-016-58800	Utilities-Facil	\$63.98
	9/27/2017	32462147779 09/27/17	94217	10/4/2017	STATION 30 028100681 08/27/17-09/27/17	10-016-58800	Utilities-Facil	\$136.97
Totals for DIRECTV:								\$2,291.36
DOCUNAV SOLUTIONS	9/1/2017	41055	94218	10/4/2017	LASERFICHE AVANTE FULL USER W/SHOT	10-015-53050	Computer Software-Information Technology	\$6,989.00
Totals for DOCUNAV SOLUTIONS:								\$6,989.00
DPS TELECOM	9/22/2017	IN41245	94318	10/10/2017	NETGUARDIAN 216-G3 REPLACEMENT TEMP ALERTS	10-004-57750	Small Equipment & Furniture-Radio	\$14,304.19
Totals for DPS TELECOM:								\$14,304.19
DSHS REGULATORY	9/5/2017	6430 917614 09	3379	9/20/2017	RECERTIFICATION FEE	10-009-52600	Books/Materials-OMD	\$126.00
	9/5/2017	6430 918133 09	3379	9/20/2017	RECERTIFICATION FEE	10-009-52600	Books/Materials-OMD	\$34.00
	9/5/2017	6430 706668 09	3379	9/20/2017	RECERTIFICATION FEE	10-009-52600	Books/Materials-OMD	\$126.00
	9/5/2017	6430117286 09	3379	9/20/2017	RECERTIFICATION FEE	10-009-52600	Books/Materials-OMD	\$126.00
Totals for DSHS REGULATORY:								\$412.00
ENTECH SALES AND SERVICE INC.	9/1/2017	SRVCE00224849	94320	10/10/2017	CHECK #2 CHILLER	10-016-55600	Maintenance & Repairs-Buildings-Facil	\$5,037.73
Totals for ENTECH SALES AND SERVICE INC.:								\$5,037.73
ENTERGY TEXAS, LLC	9/1/2017	115004780119 09	93855	9/7/2017	ADMIN 07/28/17-08/29/17	10-016-58800	Utilities-Facil	\$14,898.68
	9/1/2017	142327881 09	93856	9/7/2017	STATION 32 07/28/17-08/25/17	10-016-58800	Utilities-Facil	\$507.61
	9/1/2017	50005452711 09	93924	9/13/2017	STATION 14 08/01/17-08/30/17	10-016-58800	Utilities-Facil	\$310.85
	9/7/2017	365003450484 09	94017	9/20/2017	STATION 30 08/08/17-09/07/17	10-016-58800	Utilities-Facil	\$828.13
	9/1/2017	170003874839 09	94018	9/20/2017	STATION 20 08/02/17-08/31/17	10-016-58800	Utilities-Facil	\$1,020.26
	9/7/2017	345003512481 09	94019	9/20/2017	THOMPSON RD TOWER 08/09/17-09/07/17	10-004-58800	Utilities-Radio	\$583.33
	9/8/2017	495002879686 09	94020	9/20/2017	STATION 31 08/09/17-09/08/17	10-016-58800	Utilities-Facil	\$558.56
	9/8/2017	35005097658 09	94021	9/20/2017	SPLENDOR TOWER 08/09/17-09/08/17	10-004-58800	Utilities-Radio	\$420.65
	9/12/2017	540001137072 09	94128	9/27/2017	STATION 43 08/15/17-09/12/17	10-016-58800	Utilities-Facil	\$439.81
	9/15/2017	400001911190 09	94129	9/27/2017	GRANGERLAND 08/17/17-09/15/17	10-004-58800	Utilities-Radio	\$781.66
	9/14/2017	240003655317 09	94130	9/27/2017	STATION 44 08/16/17-09/14/17	10-016-58800	Utilities-Facil	\$43.73
	9/13/2017	175004604043 09	94219	10/4/2017	STATION 10 08/21/17-09/13/17	10-016-58800	Utilities-Facil	\$916.87
	9/21/2017	80005167302 09	94220	10/4/2017	ROBINSON TOWER 08/25/17-09/21/17	10-004-58800	Utilities-Radio	\$52.93
	9/21/2017	370002513453 09	94221	10/4/2017	ROBINSON TOWER 08/25/17-09/21/17	10-004-58800	Utilities-Radio	\$417.31
Totals for ENTERGY TEXAS, LLC:								\$21,780.38
ERWIN, KELLIE	9/30/2017	ERW093017	94324	10/10/2017	WELLNESS PROGRAM/MASSAGES	10-025-54350	Employee Health\Wellness-Human	\$300.00
Totals for ERWIN, KELLIE:								\$300.00
ESO SOLUTIONS, INC.	9/1/2017	ESO-28225	94131	9/27/2017	HDE EPCR CONNECTION	10-015-53050	Computer Software-Information Technology	\$2,995.00
Totals for ESO SOLUTIONS, INC.:								\$2,995.00
EVANS, JUSTIN	9/30/2017	EVA093017	94222	10/4/2017	PER DIEM/TWCE 03/26/17-03/31/17	10-004-53150	Conferences - Fees, Travel, & Meals-Radio	\$352.00

Montgomery County Hospital District
Invoice Expense Allocation Report
Board Meeting 10/24/17- Paid Invoices

Vendor Name	Invoice Date	Invoice No.	Payment No.	Payment Date	Invoice Description	Account No.	Account Description	Amount
	9/30/2017	EVA093017 \$147.50	94222	10/4/2017	PER DIEM/FPIC 25 ISSI/CSSI 09/18/17-09/20/17	10-004-53150	Conferences - Fees, Travel, & Meals-Radio	\$147.50
	9/30/2017	EVA093017 \$120.60	94222	10/4/2017	TRAVEL EXPENSE/FPIC 25 ISSI/CSSI 09/18-09/20	10-004-53150	Conferences - Fees, Travel, & Meals-Radio	\$120.60
							Totals for EVANS, JUSTIN:	\$620.10
FEDERAL EXPRESS (POB 660481)	9/5/2017	1754 589215212 09	3380	9/20/2017	ACCT# 2319-6903-9	10-008-56900	Postage-Meter	\$104.03
	9/5/2017	1754 590657977 09	3380	9/20/2017	ACCT# 2319-6903-9	10-008-56900	Postage-Meter	\$140.76
							Totals for FEDERAL EXPRESS (POB 660481):	\$244.79
FIGUEROA, JOLENE	9/14/2017	MEA071417	94022	9/20/2017	TUITION REIMBURSEMENT SUMMER	10-025-58550	Tuition Reimbursement-Human	\$246.40
							Totals for FIGUEROA, JOLENE:	\$246.40
FIREFIGHTER SAFETY CENTER	9/8/2017	26712	94023	9/20/2017	BOOTS/UNIFORMS	10-008-58700	Uniforms-Matls. Mgmt.	\$578.56
	9/18/2017	26727	94223	10/4/2017	BOOTS/UNIFORM	10-008-58700	Uniforms-Matls. Mgmt.	\$198.42
	9/15/2017	26724	94223	10/4/2017	RED GEAR BAGS FOR NEW HIRES	10-008-58700	Uniforms-Matls. Mgmt.	\$626.15
							Totals for FIREFIGHTER SAFETY CENTER:	\$1,403.13
FIRST CHOICE COLLISION, LLC	9/1/2017	6844	94024	9/20/2017	ACCIDENT VEHICLE REPAIR	10-010-52000	Accident Repair-Fleet	\$3,693.40
							Totals for FIRST CHOICE COLLISION, LLC:	\$3,693.40
FRAZER, LTD.	9/5/2017	61997	93926	9/13/2017	AIR CONDITIONER SELF CONTAINED	10-010-57750	Small Equipment & Furniture-Fleet	\$3,400.00
	9/5/2017	61998	93926	9/13/2017	AIR CONDITIONER SELF CONTAINED WARRANTY	10-010-57750	Small Equipment & Furniture-Fleet	\$500.00
	9/7/2017	62029	94132	9/27/2017	VEHICLE PARTS	10-010-59050	Vehicle-Parts-Fleet	\$200.00
	9/12/2017	62058	94132	9/27/2017	VEHICLE PARTS	10-010-59050	Vehicle-Parts-Fleet	\$708.31
	9/13/2017	62072	94132	9/27/2017	VEHICLE PARTS	10-010-59050	Vehicle-Parts-Fleet	\$682.52
							Totals for FRAZER, LTD.:	\$5,490.83
FTD/AMERINET	9/5/2017	0974 075619 09	3381	9/20/2017	FLOWERS-BRANDON VALENZUELA FAMILY	10-025-54350	Employee Health\Wellness-Human	\$50.74
	9/5/2017	0974 945941 09	3381	9/20/2017	FLOWERS-FAMILY OF BERNADETTE HADASH	10-025-54350	Employee Health\Wellness-Human	\$62.75
	9/5/2017	0974 412020 09	3381	9/20/2017	FLOWERS-FAMILY OF GRACE RAY	10-025-54350	Employee Health\Wellness-Human	\$59.38
	9/5/2017	0974 456571 09	3381	9/20/2017	FLOWERS-FAMILY OF DARVIN TAYLOR	10-025-54350	Employee Health\Wellness-Human	\$59.38
							Totals for FTD/AMERINET:	\$232.25
GAINES, GLENDA	9/14/2017	GA1091417	94025	9/20/2017	WELLNESS PROGRAM/WEIGHT WATCHERS	10-025-54350	Employee Health\Wellness-Human	\$59.85
							Totals for GAINES, GLENDA:	\$59.85
GALLAGHER BENEFIT SERVICES INC.	9/1/2017	122675	94224	10/4/2017	COMPENSATION CONSULTING	10-025-57100	Professional Fees-Human	\$4,710.00
							Totals for GALLAGHER BENEFIT SERVICES INC.:	\$4,710.00
GALLS, INC.dba LONESTAR UNIFORMS	9/1/2017	008205395	94026	9/20/2017	JACKET/UNIFORM	10-008-58700	Uniforms-Matls. Mgmt.	\$174.95
	9/1/2017	008205394	94026	9/20/2017	JACKET/UNIFORM	10-008-58700	Uniforms-Matls. Mgmt.	\$174.95
	9/1/2017	008205393	94026	9/20/2017	JACKET/UNIFORM	10-008-58700	Uniforms-Matls. Mgmt.	\$174.95
	9/1/2017	008205392	94026	9/20/2017	JACKET/UNIFORM	10-008-58700	Uniforms-Matls. Mgmt.	\$174.95
	9/1/2017	008205391	94026	9/20/2017	JACKET/UNIFORM	10-008-58700	Uniforms-Matls. Mgmt.	\$174.95
	9/1/2017	008205390	94026	9/20/2017	JACKET/UNIFORM	10-008-58700	Uniforms-Matls. Mgmt.	\$174.95
	9/1/2017	008205389	94026	9/20/2017	JACKET/UNIFORM	10-008-58700	Uniforms-Matls. Mgmt.	\$174.95
	9/1/2017	008205387	94026	9/20/2017	JACKET/UNIFORM	10-008-58700	Uniforms-Matls. Mgmt.	\$174.95
	9/1/2017	008205386	94026	9/20/2017	JACKET/UNIFORM	10-008-58700	Uniforms-Matls. Mgmt.	\$174.95
	9/1/2017	008205385	94026	9/20/2017	JACKET/UNIFORM	10-008-58700	Uniforms-Matls. Mgmt.	\$174.95
	9/1/2017	008205384	94026	9/20/2017	JACKET/UNIFORM	10-008-58700	Uniforms-Matls. Mgmt.	\$174.95
	9/1/2017	008205383	94027	9/20/2017	JACKET/UNIFORM	10-008-58700	Uniforms-Matls. Mgmt.	\$174.95
	9/1/2017	008205382	94027	9/20/2017	JACKET/UNIFORM	10-008-58700	Uniforms-Matls. Mgmt.	\$174.95
	9/1/2017	008205381	94027	9/20/2017	JACKET/UNIFORM	10-008-58700	Uniforms-Matls. Mgmt.	\$174.95
	9/1/2017	008205380	94027	9/20/2017	JACKET/UNIFORM	10-008-58700	Uniforms-Matls. Mgmt.	\$174.95
	9/1/2017	008205379	94027	9/20/2017	JACKET/UNIFORM	10-008-58700	Uniforms-Matls. Mgmt.	\$174.95
	9/1/2017	008205378	94027	9/20/2017	JACKET/UNIFORM	10-008-58700	Uniforms-Matls. Mgmt.	\$174.95
	9/1/2017	008205377	94027	9/20/2017	JACKET/UNIFORM	10-008-58700	Uniforms-Matls. Mgmt.	\$174.95

Montgomery County Hospital District
Invoice Expense Allocation Report
Board Meeting 10/24/17- Paid Invoices

Vendor Name	Invoice Date	Invoice No.	Payment No.	Payment Date	Invoice Description	Account No.	Account Description	Amount
	9/1/2017	008205376	94027	9/20/2017	JACKET/UNIFORM	10-008-58700	Uniforms-Matls. Mgmt.	\$174.95
	9/1/2017	008205375	94027	9/20/2017	JACKET/UNIFORM	10-008-58700	Uniforms-Matls. Mgmt.	\$174.95
	9/1/2017	008205374	94027	9/20/2017	JACKET/UNIFORM	10-008-58700	Uniforms-Matls. Mgmt.	\$174.95
	9/1/2017	008205373	94027	9/20/2017	JACKET/UNIFORM	10-008-58700	Uniforms-Matls. Mgmt.	\$174.95
	9/1/2017	008205396	94028	9/20/2017	JACKET/UNIFORM	10-008-58700	Uniforms-Matls. Mgmt.	\$174.95
	9/1/2017	008205397	94028	9/20/2017	JACKET/UNIFORM	10-008-58700	Uniforms-Matls. Mgmt.	\$174.95
	9/1/2017	008205398	94028	9/20/2017	JACKET/UNIFORM	10-008-58700	Uniforms-Matls. Mgmt.	\$174.95
	9/1/2017	008205400	94028	9/20/2017	JACKET/UNIFORM	10-008-58700	Uniforms-Matls. Mgmt.	\$174.95
	9/1/2017	008205401	94028	9/20/2017	JACKET/UNIFORM	10-008-58700	Uniforms-Matls. Mgmt.	\$174.95
	9/1/2017	008205402	94028	9/20/2017	JACKET/UNIFORM	10-008-58700	Uniforms-Matls. Mgmt.	\$174.95
	9/1/2017	008205399	94028	9/20/2017	JACKET/UNIFORM	10-008-58700	Uniforms-Matls. Mgmt.	\$174.95
					Totals for GALLS, INC.dba LONESTAR UNIFORMS:			\$5,073.55
GILLUM, LEE	9/8/2017	GIL090817	93896	9/8/2017	MONIES OWED TO EMPLOYEE PPE 09.02.17	10-000-21400	Accrued Payroll-BS	\$456.19
					Totals for GILLUM, LEE:			\$456.19
GLAXOSMITHKLINE FINANCIAL, INC.	9/25/2017	34227600		11/30/2017	FLUARIX QIV	10-008-54000	Drug Supplies-Mater	\$8,091.81
					Totals for GLAXOSMITHKLINE FINANCIAL, INC.:			\$8,091.81
GOVERNMENT FINANCE OFFICERS ASSOCIATIO	9/12/2017	57646 2017	93928	9/13/2017	MEMBERSHIP ID 57646/BRETT ALLEN	10-001-54100	Dues/Subscriptions-Admin	\$80.00
					Totals for GOVERNMENT FINANCE OFFICERS ASSOCIATIONOF TEXAS:			\$80.00
GRAINGER	9/7/2017	9549030139	94029	9/20/2017	PRESSURE GAUGE TEST	10-010-59050	Vehicle-Parts-Fleet	\$251.91
	9/8/2017	9551048466	94133	9/27/2017	STANDARD BATTERY	10-008-57900	Station Supplies-Mater	\$28.50
	9/13/2017	9554744038	94133	9/27/2017	BIN DIVIDERS	10-008-57750	Small Equipment & Furniture-Matls. Mgmt.	\$1,486.60
	9/5/2017	9390 088249 09	3382	9/20/2017	VENT FAN FOR CHILLER # 2	10-016-55600	Maintenance & Repairs-Buildings-Facil	\$26.75
	9/5/2017	9390 088744 09	3382	9/20/2017	STATION 41 A/C BLOWER MOTOR	10-016-55600	Maintenance & Repairs-Buildings-Facil	\$170.11
	9/5/2017	9390 543181 09	3382	9/20/2017	SHOP SUPPLIES	10-016-57725	Shop Supplies-Facil	\$141.17
	9/14/2017	9556573096	94133	9/27/2017	STATION SUPPLIES	10-008-57900	Station Supplies-Mater	\$44.10
	9/22/2017	9564159748	94326	10/10/2017	STATION SUPPLIES	10-008-57900	Station Supplies-Mater	\$122.28
					Totals for GRAINGER:			\$2,271.42
GREAT SOUTHWEST PAPER CO., INC	9/20/2017	01-5692637-00	94225	10/4/2017	STATION SUPPLIES	10-008-57900	Station Supplies-Mater	\$1,185.04
	9/19/2017	01-5692633-00	94225	10/4/2017	STATION SUPPLIES	10-008-57900	Station Supplies-Mater	\$273.75
					Totals for GREAT SOUTHWEST PAPER CO., INC:			\$1,458.79
GREEN LIGHTING & SPPLY INC	9/12/2017	5495	94030	9/20/2017	SHOP SUPPLIES	10-016-57725	Shop Supplies-Facil	\$1,550.00
					Totals for GREEN LIGHTING & SPPLY INC:			\$1,550.00
GREER, NIKKI	9/14/2017	GRE091417	94031	9/20/2017	WELLNESS PROGRAM/MASSAGES	10-025-54350	Employee Health/Wellness-Human	\$50.00
					Totals for GREER, NIKKI:			\$50.00
GRIFFIN SERVICES (dba) JASON GRIFFIN	9/5/2017	2017-022	94032	9/20/2017	BAY DOOR SERVICE CALL STATION 20	10-016-55600	Maintenance & Repairs-Buildings-Facil	\$150.00
	9/5/2017	2017-023	94032	9/20/2017	SERVICE CALL EXTERNAL RECEIVER GLITCH	10-016-55600	Maintenance & Repairs-Buildings-Facil	\$150.00
	9/13/2017	2017-024	94134	9/27/2017	REPLACED R.W SPRING & LONG STEAM ROLLERS	10-016-55600	Maintenance & Repairs-Buildings-Facil	\$755.00
					Totals for GRIFFIN SERVICES (dba) JASON GRIFFIN:			\$1,055.00
GRISHAM, ROBERT	9/7/2017	GRI090717	93931	9/13/2017	MILEAGE REIMBURSEMENT 02/16/17-08/23/17	10-007-56200	Mileage Reimbursements-EMS	\$79.61
						10-007-56200	Mileage Reimbursements-EMS	\$55.53
					Totals for GRISHAM, ROBERT:			\$135.14
GULF COAST UTILITY SERVICES	9/1/2017	1014	94033	9/20/2017	RECOVERY FEE - UTILITIES	10-016-58800	Utilities-Facil	\$7.43
	9/1/2017	1013	94033	9/20/2017	RECOVERY FEE - UTILITIES	10-015-58310	Telephones-Service-Information Technology	\$95.65
					Totals for GULF COAST UTILITY SERVICES:			\$103.08
HAHN, JERALD	9/27/2017	HAH092717	94101	9/27/2017	MONIES OWED TO EMPLOYEE PPE 09.16.17	10-000-21400	Accrued Payroll-BS	\$3,645.86

Montgomery County Hospital District
Invoice Expense Allocation Report
Board Meeting 10/24/17- Paid Invoices

Vendor Name	Invoice Date	Invoice No.	Payment No.	Payment Date	Invoice Description	Account No.	Account Description	Amount
							Totals for HAHN, JERALD:	\$3,645.86
HAHN, KEITH	9/14/2017	HAH091417	94034	9/20/2017	WELLNESS PROGRAM/MASSAGE	10-025-54350	Employee Health/Wellness-Human	\$25.00
							Totals for HAHN, KEITH:	\$25.00
HANKS, JORDAN	9/19/2017	HAN091917	94035	9/20/2017	MILEAGE REIMBURSEMENT 08/24/17-09/11/17	10-007-56200	Mileage Reimbursements-EMS	\$77.46
							Totals for HANKS, JORDAN:	\$77.46
HARBOR FREIGHT TOOLS	9/5/2017	4549 190748 09	3383	9/20/2017	ABRASIVE ANDN GLOVES FOR BLASTER	10-010-57725	Shop Supplies-Fleet	\$74.98
							Totals for HARBOR FREIGHT TOOLS:	\$74.98
HARRIS COUNTY TOLL ROAD AUTHORITY	9/5/2017	4549 641358 09	3384	9/20/2017	TOLL FEE	10-010-58600	Travel Expenses-Fleet	\$400.00
							Totals for HARRIS COUNTY TOLL ROAD AUTHORITY:	\$400.00
HEALTH CARE LOGISTICS, INC	9/14/2017	6398739	94135	9/27/2017	MEDICAL SUPPLIES	10-008-53900	Disposable Medical Supplies-Mater	\$604.24
							Totals for HEALTH CARE LOGISTICS, INC:	\$604.24
HEARTLAND SERVICES, INC.	9/5/2017	INV167451	94036	9/20/2017	HARDWARE REPAIR/REPLACE	10-015-57650	Repair-Equipment-Information Technology	\$463.85
	9/1/2017	INV164903	93932	9/13/2017	RADIO REPAIR S/N 2AKYA15423	10-015-53000	Computer Maintenance-Information Technology	\$416.98
	9/19/2017	INV167927	94226	10/4/2017	RADIO REPAIR S/N 2AKYA15308	10-015-57650	Repair-Equipment-Information Technology	\$299.98
							Totals for HEARTLAND SERVICES, INC.:	\$1,180.81
HEB	9/5/2017	3629 917952 09	3385	9/20/2017	DIASTER FREEZER STOCK FOR ALARM	10-001-58100	Supplemental Food-Admin	\$196.50
	9/5/2017	3629 933772 09	3385	9/20/2017	DIASTER LUNCHES HARVEY STAFF	10-001-58100	Supplemental Food-Admin	\$21.42
							Totals for HEB:	\$217.92
HENNERS-GRAINGER, SHAWN	9/26/2017	HEN092617	94136	9/27/2017	SETRAC PREPAREDNESS SYMPOSIUM 10/10-10/13	10-000-14900	Prepaid Expenses-BS	\$147.00
	9/30/2017	HEN093017	94227	10/4/2017	MILEAGE REIMBURSEMENT 09/19/17-09/26/17	10-027-56200	Mileage Reimbursements-Emerg	\$97.58
							Totals for HENNERS-GRAINGER, SHAWN:	\$244.58
HENNIGAN, JOHN N	9/21/2017	HEN092117	94096	9/21/2017	CED PROFESSIONAL SERVICES FOR OCTOBER 2017	10-000-14900	Prepaid Expenses-BS	\$4,000.00
							Totals for HENNIGAN, JOHN N:	\$4,000.00
HENRY SCHEIN, INC.-MATRX MEDICAL	9/1/2017	45090690	94037	9/20/2017	MEDICAL SUPPLIES	10-008-54000	Drug Supplies-Mater	\$1,281.20
							Totals for HENRY SCHEIN, INC.-MATRX MEDICAL:	\$1,281.20
HERNANDEZ, JESSICA	9/13/2017	HER091317	93933	9/13/2017	MILEAGE REIMBURSEMENT 08/24/17-09/06/17	10-008-56200	Mileage Reimbursements-Matls. Mgmt.	\$6.68
							Totals for HERNANDEZ, JESSICA:	\$6.68
HERRING, ASHTON	9/6/2017	HER090617	93859	9/7/2017	MILEAGE REIMBURSEMENT 08/03/17-08/31/17	10-009-56200	Mileage Reimbursements-OMD	\$29.05
	9/6/2017	HER090617 \$49.96	93859	9/7/2017	MILEAGE REIMBURSEMENT 08/01/17-08/23/17	10-009-56200	Mileage Reimbursements-OMD	\$49.96
	9/30/2017	ASH093017	94293	10/10/2017	MILEAGE REIMBURSEMENT 09/12/27-09/27/17	10-009-56200	Mileage Reimbursements-OMD	\$44.83
							Totals for HERRING, ASHTON:	\$123.84
HOME DEPOT CREDIT SERVICES	9/5/2017	9390 290582 09	3386	9/20/2017	SHOP SUPPLIES	10-016-57725	Shop Supplies-Facil	\$49.85
	9/5/2017	9390 339475 09	3386	9/20/2017	PATIENT DOOR REPAIR	10-016-55600	Maintenance & Repairs-Buildings-Facil	\$9.47
	9/5/2017	9390 339483 09	3386	9/20/2017	SHOP TOOLS	10-016-57700	Shop Tools-Facil	\$39.88
	9/5/2017	9390 339491 09	3386	9/20/2017	SHOP SUPPLIES	10-016-57725	Shop Supplies-Facil	\$27.91
	9/5/2017	9390 339509 09	3386	9/20/2017	RAKE FOR STATION 14	10-016-57725	Shop Supplies-Facil	\$19.97
	9/5/2017	9390 293718 09	3386	9/20/2017	SHOP SUPPLIES	10-016-57725	Shop Supplies-Facil	\$220.99
	9/5/2017	9390 131069 09	3386	9/20/2017	SHOP SUPPLIES	10-016-57725	Shop Supplies-Facil	\$139.41
	9/5/2017	9390 251301 09	3386	9/20/2017	SHOP SUPPLIES	10-016-57725	Shop Supplies-Facil	\$190.82
	9/5/2017	9390 287560 09	3386	9/20/2017	CHAIN SAW	10-016-57700	Shop Tools-Facil	\$390.94
	9/5/2017	9390 262117 09	3386	9/20/2017	ANT KILLER	10-016-57725	Shop Supplies-Facil	\$10.94
	9/5/2017	9390 243437 09	3386	9/20/2017	SHOP SUPPLIES	10-016-57725	Shop Supplies-Facil	\$23.67
	9/5/2017	9390 243445 09	3386	9/20/2017	SHOP TOOLS	10-016-57700	Shop Tools-Facil	\$10.97

Montgomery County Hospital District
Invoice Expense Allocation Report
Board Meeting 10/24/17- Paid Invoices

Vendor Name	Invoice Date	Invoice No.	Payment No.	Payment Date	Invoice Description	Account No.	Account Description	Amount
	9/5/2017	0974 255551 09	3386	9/20/2017	FENCE REPAIR	10-016-55600	Maintenance & Repairs-Buildings-Facil	\$50.99
							Totals for HOME DEPOT CREDIT SERVICES:	\$1,185.81
HON, CALVIN	9/14/2017	HON091417	94038	9/20/2017	WELLNESS PROGRAM/PERSONAL TRAINING	10-025-54350	Employee Health\Wellness-Human	\$69.00
							Totals for HON, CALVIN:	\$69.00
HOUSTON CHRONICLE, THE	9/1/2017	226510010	93934	9/13/2017	MPLS MICROWAVE NETWORK RFP	10-004-57100	Professional Fees-Radio	\$124.96
							Totals for HOUSTON CHRONICLE, THE:	\$124.96
HOUSTON COMMUNITY NEWSPAPERS	9/1/2017	226510011	93935	9/13/2017	NOTICE OF PUBLIC HEARING ON BUDGET	10-001-52200	Advertising-Admin	\$23.43
							Totals for HOUSTON COMMUNITY NEWSPAPERS:	\$23.43
HOUSTON MAP COMPANY	9/20/2017	2374	94137	9/27/2017	KEY MAP BOOKS: LIBERTY COUNTY	10-008-57900	Station Supplies-Mater	\$346.08
							Totals for HOUSTON MAP COMPANY:	\$346.08
HUGHES NATURAL GAS INC	9/11/2017	7978 09/11/17	94039	9/20/2017	STATION 40 07/31/07-09/01/17	10-016-58800	Utilities-Facil	\$49.56
	9/1/2017	7978 09/11/17 RADIO	94039	9/20/2017	MAGNOLIA TOWER 07/31/17-09/01/17	10-004-58800	Utilities-Radio	\$44.44
							Totals for HUGHES NATURAL GAS INC:	\$94.00
HUNTER SERVICE	9/7/2017	G28-5088	93937	9/13/2017	BALANCING MACHINE SCREEN SERVICE CALL	10-010-57650	Repair-Equipment-Fleet	\$393.67
							Totals for HUNTER SERVICE:	\$393.67
IBS OF GREATER CONROE & INTERSTATE BATT	9/20/2017	1924101004503	94231	10/4/2017	12V 12AH SLA 250 FASTON	10-010-58900	Vehicle-Batteries-Fleet	\$48.00
	9/19/2017	1924102002728	94231	10/4/2017	AUTOMOTIVE BATTERY	10-010-58900	Vehicle-Batteries-Fleet	\$860.65
							Totals for IBS OF GREATER CONROE & INTERSTATE BATTERY SYSTEM:	\$908.65
IMPACT PRINTING	9/6/2017	44386	94040	9/20/2017	BUSINESS CARDS/MATT WALKUP, JOSEPH FIORETTI	10-008-57000	Printing Services-Matls. Mgmt.	\$140.00
	9/1/2017	44365	93939	9/13/2017	ENVELOPES	10-008-57000	Printing Services-Matls. Mgmt.	\$307.26
							Totals for IMPACT PRINTING:	\$447.26
INDEPENDENCE MEDICAL	9/1/2017	47301042	93940	9/13/2017	MEDICAL SUPPLIES	10-008-53900	Disposable Medical Supplies-Mater	\$1,623.50
	9/26/2017	47688677	94328	10/10/2017	MEDICAL SUPPLIES	10-008-53900	Disposable Medical Supplies-Mater	\$1,224.00
							Totals for INDEPENDENCE MEDICAL:	\$2,847.50
INDIGENT HEALTHCARE SOLUTIONS	9/1/2017	64709	93941	9/13/2017	PROFESSIONAL SERVICES FOR OCTOBER 2017	10-000-14900	Prepaid Expenses-BS	\$12,626.27
	9/14/2017	64766	94041	9/20/2017	AUGUST 2017 POWER SEARCH SERVICES	10-002-57100	Professional Fees-PA	\$216.00
							Totals for INDIGENT HEALTHCARE SOLUTIONS:	\$12,842.27
IT'S MUFFLER TIME, ABEL GONZALES	9/12/2017	35011	94042	9/20/2017	TAIL PIPE REPAIR SHOP 21	10-010-59000	Vehicle-Outside Services-Fleet	\$150.00
							Totals for IT'S MUFFLER TIME, ABEL GONZALES:	\$150.00
JAMES L. MILLER MECHANICAL, LLC	9/7/2017	006770	94138	9/27/2017	ADMIN 1ST FLOOR ICE MAKER REPAIR	10-016-55600	Maintenance & Repairs-Buildings-Facil	\$219.92
	9/27/2017	006800	94330	10/10/2017	CLEAN AND SANITIZE ICE MACHINE ADMN 2ND FLOOR	10-016-55600	Maintenance & Repairs-Buildings-Facil	\$265.00
	9/27/2017	006801	94330	10/10/2017	CLEAN AND SANITIZE ICE MACHINE ADMN 1ST FLOOR	10-016-55600	Maintenance & Repairs-Buildings-Facil	\$265.00
	9/27/2017	006802	94330	10/10/2017	CLEAN AND SANITIZE ICE MACHINE ADMN 3RD FLOOR	10-016-55600	Maintenance & Repairs-Buildings-Facil	\$265.00
	9/27/2017	006804	94330	10/10/2017	CLEAN AND SANITIZE ICE MACHINE ADMN 2ND FLOOR	10-016-55600	Maintenance & Repairs-Buildings-Facil	\$265.00
	9/27/2017	006806	94330	10/10/2017	CLEAN AND SANITIZE ICE MACHINE STATION 10	10-016-55600	Maintenance & Repairs-Buildings-Facil	\$265.00
	9/27/2017	006805	94330	10/10/2017	CLEAN AND SANITIZE ICE MACHINE STATION 43	10-016-55600	Maintenance & Repairs-Buildings-Facil	\$265.00
	9/27/2017	006803	94330	10/10/2017	CLEAN AND SANITIZE ICE MACHINE SC	10-016-55600	Maintenance & Repairs-Buildings-Facil	\$265.00
							Totals for JAMES L. MILLER MECHANICAL, LLC:	\$2,074.92
JASZKOWIAK, BRENNIA	9/30/2017	JAS093017	94232	10/4/2017	PER DIEM/ASM CONF 09/16-17 - 09/22/17	10-007-53150	Conferences - Fees, Travel, & Meals-EMS	\$416.00
							Totals for JASZKOWIAK, BRENNIA:	\$416.00
JONES AND BARTLETT LEARNING, LLC	9/5/2017	B0926548	94043	9/20/2017	MCHD AEMT TX ED CUSTOM	10-009-52600	Books/Materials-OMD	\$5,053.95
	9/20/2017	3715000	94233	10/4/2017	PREHOSP TRAUMA LIFE SUPPORT 8E	10-006-52600	Books/Materials-Alarm	\$1,320.99

Montgomery County Hospital District
Invoice Expense Allocation Report
Board Meeting 10/24/17- Paid Invoices

Vendor Name	Invoice Date	Invoice No.	Payment No.	Payment Date	Invoice Description	Account No.	Account Description	Amount
Totals for JONES AND BARTLETT LEARNING, LLC:								\$6,374.94
KING, KERRI	9/30/2017	KIN093017	94396	10/10/2017	WELLNESS PROGRAM/GYM MEMBERSHIP	10-025-54350	Employee Health\Wellness-Human	\$250.00
Totals for KING, KERRI:								\$250.00
KOLOR KOATED, INC.	9/6/2017	16328	94044	9/20/2017	SILVER BADGE	10-008-58700	Uniforms-Matls. Mgmt.	\$99.92
	9/8/2017	16330	94044	9/20/2017	NAMEPLATES/UNIFORMS	10-008-58700	Uniforms-Matls. Mgmt.	\$58.92
	9/8/2017	16329	94044	9/20/2017	REFURBISH & REPAIR BADGES	10-008-58700	Uniforms-Matls. Mgmt.	\$29.00
	9/15/2017	16333	94140	9/27/2017	BADGES, SILVER PANELS ON GOLD/SUPERVISORS	10-008-58700	Uniforms-Matls. Mgmt.	\$499.60
	9/18/2017	16335	94235	10/4/2017	SILVER NAME PLATES/UNIFORMS	10-008-58700	Uniforms-Matls. Mgmt.	\$265.14
	9/18/2017	16334	94235	10/4/2017	GOLD CAPTAIN BARS/NAMEPLATES/UNIFORMS	10-008-58200	Telephones-Cellular-Matls. Mgmt.	\$36.61
						10-008-58700	Uniforms-Matls. Mgmt.	\$36.61
	9/20/2017	16336	94235	10/4/2017	SILVER NAMEPLATE/UNIFORM	10-008-58200	Telephones-Cellular-Matls. Mgmt.	\$14.73
	9/29/2017	16338	94333	10/10/2017	SILVER NAMEPLATES	10-008-58200	Telephones-Cellular-Matls. Mgmt.	\$14.73
						10-008-58700	Uniforms-Matls. Mgmt.	\$14.73
Totals for KOLOR KOATED, INC.:								\$1,069.99
KRAUS, CATHY	9/30/2017	KRA093017	94334	10/10/2017	WELLNESS PROGRAM/MASSAGES	10-025-54350	Employee Health\Wellness-Human	\$25.00
Totals for KRAUS, CATHY:								\$25.00
KROGER TEXAS L.P.	9/5/2017	1754 844147 09	3387	9/20/2017	EMPLOYEE OF THE MONTH GIFT CARDS	10-000-14900	Prepaid Expenses-BS	\$200.00
						Employee Recognition-Human	\$11.90	
Totals for KROGER TEXAS L.P.:								\$211.90
LAERDAL MEDICAL CORP.	9/12/2017	2017/2000081160	94141	9/27/2017	BLS INSTRUCTOR MANUALS 2015	10-009-52600	Books/Materials-OMD	\$179.51
	9/14/2017	2017/2000082026	94141	9/27/2017	AIRWAY LUBRICANT	10-009-52600	Books/Materials-OMD	\$116.48
	9/25/2017	2017/2000085323	94335	10/10/2017	IO EXTERNAL RESERVIOIR	10-009-52600	Books/Materials-OMD	\$117.15
	9/1/2017	2017/2000068617	94236	10/4/2017	PALS INSTR ESS ONLINE	10-009-52600	Books/Materials-OMD	\$66.75
Totals for LAERDAL MEDICAL CORP.:								\$479.89
LAFFERTY, DESTINEY	9/22/2017	LAF092217	94099	9/22/2017	MONIES OWED TO EMPLOYEE 09.16.17	10-000-21400	Accrued Payroll-BS	\$164.61
Totals for LAFFERTY, DESTINEY:								\$164.61
LAKE SOUTH WATER SUPPLY CORPORATION	9/21/2017	1000019000 09/21/17	94237	10/4/2017	STATION 45 08/17/17-09/18/17	10-016-58800	Utilities-Facil	\$361.34
Totals for LAKE SOUTH WATER SUPPLY CORPORATION:								\$361.34
LANGE DISTRIBUTING COMPANY, INC.	9/1/2017	698000	93944	9/13/2017	STATION 13 ACCT #005376	10-008-57900	Station Supplies-Mater	\$9.02
	9/1/2017	704230	93944	9/13/2017	STATION 13 ACCT #005376	10-008-57900	Station Supplies-Mater	\$4.00
Totals for LANGE DISTRIBUTING COMPANY, INC.:								\$13.02
LEE, KEVIN	9/30/2017	LEE093017	94336	10/10/2017	MILEAGE REIMBURSEMENT 09/08/17-09/26/17	10-010-56200	Mileage Reimbursements-Fleet	\$53.28
Totals for LEE, KEVIN:								\$53.28
LEGISYM, LLC	9/11/2017	1716320170911	94143	9/27/2017	EXPRESS 222 MONTHLY TRANS; DEA COMPLIANCE	10-009-57100	Professional Fees-OMD	\$1,000.00
Totals for LEGISYM, LLC:								\$1,000.00
LEXISNEXIS RISK DATA MGMT, INC	9/1/2017	1171610-20170831	94144	9/27/2017	08/01/2017 - 08/31/2017 SEARCHES	10-002-57100	Professional Fees-PA	\$512.50
						10-011-52900	Collection Fees-Bill	\$1,602.65
Totals for LEXISNEXIS RISK DATA MGMT, INC:								\$2,115.15
LIFE-ASSIST, INC.	9/1/2017	815395	93947	9/13/2017	MEDICAL SUPPLIES	10-008-53900	Disposable Medical Supplies-Mater	\$6,803.12
	9/7/2017	816109	94045	9/20/2017	MEDICAL SUPPLIES	10-008-53900	Disposable Medical Supplies-Mater	\$4,949.12
						10-008-54000	Drug Supplies-Mater	\$179.28
	9/7/2017	816176	94045	9/20/2017	MEDICAL SUPPLIES	10-008-54000	Drug Supplies-Mater	\$532.00
	9/12/2017	816810	94145	9/27/2017	MEDICAL SUPPLIES	10-008-54200	Durable Medical Equipment-Mater	\$850.00

Montgomery County Hospital District
Invoice Expense Allocation Report
Board Meeting 10/24/17- Paid Invoices

Vendor Name	Invoice Date	Invoice No.	Payment No.	Payment Date	Invoice Description	Account No.	Account Description	Amount
	9/13/2017	817039	94145	9/27/2017	MEDICAL SUPPLIES	10-008-53900	Disposable Medical Supplies-Mater	\$4,347.20
	9/21/2017	818291	94239	10/4/2017	MEDICAL SUPPLIES	10-008-53900	Disposable Medical Supplies-Mater	\$7,310.80
							Totals for LIFE-ASSIST, INC.:	\$24,971.52
LIFESTYLES MEDIA GROUP, LLC	9/6/2017	H118101	93948	9/13/2017	UPDATES & ADDITIONS/CHANGES	10-015-57100	Professional Fees-Information Technology	\$195.00
							Totals for LIFESTYLES MEDIA GROUP, LLC:	\$195.00
LINEBARGER GOGGAN BLAIR & SAMPSON, LLF	9/1/2017	EMMOR01 08-31-17	94146	9/27/2017	GROSS COLLECTIONS FEE AUGUST 2017	10-011-52900	Collection Fees-Bill	\$2,804.82
	9/1/2017	EMMOR01 07-31-17	94146	9/27/2017	GROSS COLLECTIONS FEE JULY 2017	10-011-52900	Collection Fees-Bill	\$4,980.75
	9/1/2017	EMMOR01 06-30-17	94146	9/27/2017	GROSS COLLECTIONS FEE JUNE 2017	10-011-52900	Collection Fees-Bill	\$7,453.06
							Totals for LINEBARGER GOGGAN BLAIR & SAMPSON, LLP:	\$15,238.63
LONESTAR LAWN KEEPERS	9/12/2017	11792 (\$225.00)	94046	9/20/2017	MOW DRAINAGE DITCH	10-016-55600	Maintenance & Repairs-Buildings-Facil	\$225.00
	9/12/2017	16795	94337	10/10/2017	LAWN MAINTENANCE	10-016-55600	Maintenance & Repairs-Buildings-Facil	\$8,760.00
							Totals for LONESTAR LAWN KEEPERS:	\$8,985.00
LOWE'S COMPANIES, INC.	9/5/2017	8383 236528 09	3388	9/20/2017	SHOP TOOLS	10-004-57700	Shop Tools-Radio	\$269.64
	9/5/2017	4549 888517 09	3388	9/20/2017	LIQUID NAILS FOR SHOP USE	10-010-57725	Shop Supplies-Fleet	\$14.24
	9/5/2017	4549 466560 09	3388	9/20/2017	1/2" DRILL FOR SHOP USE	10-010-57700	Shop Tools-Fleet	\$49.97
	9/5/2017	4549 700379 09	3388	9/20/2017	PIPE CONNECTIONS FOR FUEL PUMP	10-010-57725	Shop Supplies-Fleet	\$3.16
	9/5/2017	4549 993580 09	3388	9/20/2017	SHOP SUPPLIES	10-010-57750	Small Equipment & Furniture-Fleet	\$106.96
							Totals for LOWE'S COMPANIES, INC.:	\$443.97
MARTIN, DISIERE, JEFFERSON & WISDOM, LLP	9/1/2017	124975	94147	9/27/2017	ATTORNEY FEES 04/03/17 - 04/30/17	10-025-55500	Legal Fees-Human	\$6,421.00
	9/18/2017	145666	94240	10/4/2017	ATTORNEY FEES 08/4/17 - 08/17/17	10-025-55500	Legal Fees-Human	\$536.00
	9/1/2017	144275	94339	10/10/2017	ATTORNEY FEES 06/14/17 - 06/30/17	10-025-55500	Legal Fees-Human	\$2,480.50
	9/1/2017	144964	94339	10/10/2017	ATTORNEY FEES 07/04/17 - 07/31/17	10-025-55500	Legal Fees-Human	\$2,082.00
							Totals for MARTIN, DISIERE, JEFFERSON & WISDOM, LLP:	\$11,519.50
MATTHIS, KYLE	9/30/2017	MAT093017	94340	10/10/2017	WELLNESS PROGRAM/GYMM MEMBERSHIP/SOFTBALL	10-025-54350	Employee Health\Wellness-Human	\$85.00
							Totals for MATTHIS, KYLE:	\$85.00
MCKENZIES BARBEQUE	9/5/2017	3629 994408 09	3389	9/20/2017	HARVEY LUNCH DISTRICT 2 & 3	10-001-58100	Supplemental Food-Admin	\$354.21
	9/5/2017	3629 994408 09 1348	3389	9/20/2017	HARVEY LUNCH ALARM/SUPPORT STAFF, D1,D4	10-001-58100	Supplemental Food-Admin	\$1,348.00
							Totals for MCKENZIES BARBEQUE:	\$1,702.21
MCKESSON GENERAL MEDICAL CORP.	9/5/2017	10102306	#N/A	#N/A	CREDIT/9841961	10-008-53900	Disposable Medical Supplies-Mater	(\$146.00)
	9/1/2017	9934608	94047	9/20/2017	MEDICAL SUPPLIES	10-008-53900	Disposable Medical Supplies-Mater	\$290.05
	9/1/2017	9841961	93950	9/13/2017	MEDICAL SUPPLIES	10-008-53900	Disposable Medical Supplies-Mater	\$507.80
	9/5/2017	10016462	94047	9/20/2017	MEDICAL SUPPLIES	10-008-53900	Disposable Medical Supplies-Mater	\$146.00
	9/1/2017	8697647	93950	9/13/2017	MEDICAL SUPPLIES	10-008-53900	Disposable Medical Supplies-Mater	\$10.20
	9/6/2017	10119935	94047	9/20/2017	MEDICAL SUPPLIES	10-008-53900	Disposable Medical Supplies-Mater	\$161.60
	9/7/2017	10278319	94047	9/20/2017	MEDICAL SUPPLIES	10-008-53900	Disposable Medical Supplies-Mater	\$2,439.25
	9/14/2017	10685655	94149	9/27/2017	MEDICAL SUPPLIES	10-008-53900	Disposable Medical Supplies-Mater	\$85.75
	9/19/2017	10985481	94241	10/4/2017	MEDICAL SUPPLIES	10-008-53900	Disposable Medical Supplies-Mater	\$2,046.40
	9/19/2017	10989688	94241	10/4/2017	DRUG SUPPLIES	10-027-54000	Drug Supplies-Emerg	\$301.70
	9/14/2017	10737577	94149	9/27/2017	MEDICAL/DRUG SUPPLIES	10-008-53900	Disposable Medical Supplies-Mater	\$1,205.19
						10-008-54000	Drug Supplies-Mater	\$2,752.80
	9/22/2017	11261147	94341	10/10/2017	MEDICAL SUPPLIES	10-008-53900	Disposable Medical Supplies-Mater	\$290.05
	9/22/2017	11270464	94341	10/10/2017	MEDICAL SUPPLIES	10-008-53900	Disposable Medical Supplies-Mater	\$85.75
	9/25/2017	11327867	94341	10/10/2017	MEDICAL SUPPLIES	10-027-54000	Drug Supplies-Emerg	\$7.50
							Totals for MCKESSON GENERAL MEDICAL CORP.:	\$10,184.04
MCM TECHNOLOGY, INC.	9/22/2017	57313	94342	10/10/2017	MCM ONSITE SOFTWARE; ANNUAL 12/17-11/18	10-004-53000	Computer Maintenance-Radio	\$23,149.96
							Totals for MCM TECHNOLOGY, INC.:	\$23,149.96

Montgomery County Hospital District
Invoice Expense Allocation Report
Board Meeting 10/24/17- Paid Invoices

Vendor Name	Invoice Date	Invoice No.	Payment No.	Payment Date	Invoice Description	Account No.	Account Description	Amount
MED ONE EQUIPMENT SERVICES LLC	9/1/2017	ES9292	94049	9/20/2017	ALARIS TUBING SET	10-008-53900	Disposable Medical Supplies-Mater	\$1,700.00
						10-008-53900	Disposable Medical Supplies-Mater	\$90.00
	9/1/2017	ES9310	94150	9/27/2017	ALARIS TUBING SET	10-008-53900	Disposable Medical Supplies-Mater	\$1,700.00
						10-008-53900	Disposable Medical Supplies-Mater	\$90.00
	9/19/2017	ES9344	94242	10/4/2017	ALARIS TUBING SET	10-008-53900	Disposable Medical Supplies-Mater	\$1,700.00
						10-008-53900	Disposable Medical Supplies-Mater	\$90.00
Totals for MED ONE EQUIPMENT SERVICES LLC:								\$5,370.00
MEDLINE INDUSTRIES, INC	9/1/2017	1834089836	94050	9/20/2017	MEDICAL SUPPLIES	10-008-53900	Disposable Medical Supplies-Mater	\$798.52
	9/8/2017	1834475838	94151	9/27/2017	MEDICAL SUPPLIES	10-008-53900	Disposable Medical Supplies-Mater	\$165.62
	9/15/2017	1834911973	94243	10/4/2017	MEDICAL SUPPLIES	10-008-53900	Disposable Medical Supplies-Mater	\$804.38
	9/21/2017	1835267000	94243	10/4/2017	MEDICAL SUPPLIES	10-008-53900	Disposable Medical Supplies-Mater	\$1,249.16
	9/30/2017	1831857575	94343	10/10/2017	MEDICAL SUPPLIES	10-008-53900	Disposable Medical Supplies-Mater	\$832.36
	Totals for MEDLINE INDUSTRIES, INC:							\$3,850.04
MICHEL, ALEX	9/14/2017	MIC0914	94051	9/20/2017	TUITION REIMBURSEMENT SUMMER	10-025-58550	Tuition Reimbursement-Human	\$2,765.58
	Totals for MICHEL, ALEX:							\$2,765.58
MICHIANA HEALTHCARE EDUCATION CENTER	9/20/2017	15-3996	94152	9/27/2017	DT4EMS ONLINE STUDENT ACCESS	10-009-52600	Books/Materials-OMD	\$74.95
	Totals for MICHIANA HEALTHCARE EDUCATION CENTER INC.:							\$74.95
MICRO INTEGRATION & PROGRAMMING SOLUTIONS, INC.	9/26/2017	217390	94344	10/10/2017	DUAL READER SUB CONTROLLER	10-016-55600	Maintenance & Repairs-Buildings-Facil	\$490.00
	Totals for MICRO INTEGRATION & PROGRAMMING SOLUTIONS, INC.:							\$490.00
MID-SOUTH SYNERGY	9/1/2017	313046001 09/01/17	93952	9/13/2017	STATION 45 07/24/17-08/24/17	10-016-58800	Utilities-Facil	\$353.00
	Totals for MID-SOUTH SYNERGY:							\$353.00
MILLER BROTHERS PLUMBING, INC.	9/12/2017	510291217	94244	10/4/2017	STATION 14 PLUMBING ISSUE - ROD OUT LAV	10-016-55600	Maintenance & Repairs-Buildings-Facil	\$115.00
	Totals for MILLER BROTHERS PLUMBING, INC.:							\$115.00
MILLER UNIFORMS & EMBLEMS, INC.	9/6/2017	84727	94052	9/20/2017	UNIFORMS	10-008-58700	Uniforms-Matls. Mgmt.	\$139.00
	9/6/2017	84724	94052	9/20/2017	UNIFORMS	10-008-58700	Uniforms-Matls. Mgmt.	\$193.00
	9/6/2017	84757	94052	9/20/2017	UNIFORMS	10-008-58700	Uniforms-Matls. Mgmt.	\$230.50
						10-008-58700	Uniforms-Matls. Mgmt.	\$50.73
	9/6/2017	84747	94052	9/20/2017	UNIFORMS	10-008-58700	Uniforms-Matls. Mgmt.	\$248.50
	9/6/2017	84726	94052	9/20/2017	UNIFORMS	10-008-58700	Uniforms-Matls. Mgmt.	\$20.00
	9/6/2017	84755	94052	9/20/2017	UNIFORMS	10-008-58700	Uniforms-Matls. Mgmt.	\$261.50
	9/6/2017	84731	94052	9/20/2017	UNIFORMS	10-008-58700	Uniforms-Matls. Mgmt.	\$69.50
	9/6/2017	84728	94052	9/20/2017	UNIFORMS	10-008-58700	Uniforms-Matls. Mgmt.	\$356.00
	9/6/2017	84743	94052	9/20/2017	UNIFORMS	10-008-58700	Uniforms-Matls. Mgmt.	\$139.00
	9/6/2017	84756	94052	9/20/2017	UNIFORMS	10-008-58700	Uniforms-Matls. Mgmt.	\$116.50
	9/6/2017	84737	94052	9/20/2017	UNIFORMS	10-008-58700	Uniforms-Matls. Mgmt.	\$265.45
	9/6/2017	84732	94053	9/20/2017	UNIFORMS	10-008-58700	Uniforms-Matls. Mgmt.	\$54.00
	9/6/2017	84734	94053	9/20/2017	UNIFORMS	10-008-58700	Uniforms-Matls. Mgmt.	\$153.00
	9/6/2017	84721	94053	9/20/2017	UNIFORMS	10-008-58700	Uniforms-Matls. Mgmt.	\$116.00
	9/6/2017	84718	94053	9/20/2017	UNIFORMS	10-008-58700	Uniforms-Matls. Mgmt.	\$279.50
	9/6/2017	84707	94053	9/20/2017	UNIFORMS	10-008-58700	Uniforms-Matls. Mgmt.	\$140.00
	9/6/2017	84709	94053	9/20/2017	UNIFORMS	10-008-58700	Uniforms-Matls. Mgmt.	\$146.50
	9/6/2017	84713	94053	9/20/2017	UNIFORMS	10-008-58700	Uniforms-Matls. Mgmt.	\$20.00
	9/6/2017	84712	94053	9/20/2017	UNIFORMS	10-008-58700	Uniforms-Matls. Mgmt.	\$20.00
	9/6/2017	84706	94053	9/20/2017	UNIFORMS	10-008-58700	Uniforms-Matls. Mgmt.	\$95.00
	9/1/2017	83480	93954	9/13/2017	UNIFORMS	10-008-58700	Uniforms-Matls. Mgmt.	\$468.00
	9/1/2017	77905	93954	9/13/2017	UNIFORMS	10-008-58700	Uniforms-Matls. Mgmt.	\$99.00
						10-008-58700	Uniforms-Matls. Mgmt.	\$9.56
	9/8/2017	85172	94153	9/27/2017	UNIFORMS	10-008-58700	Uniforms-Matls. Mgmt.	\$318.49
	9/8/2017	85173	94153	9/27/2017	UNIFORMS	10-008-58700	Uniforms-Matls. Mgmt.	\$259.50

Montgomery County Hospital District
Invoice Expense Allocation Report
Board Meeting 10/24/17- Paid Invoices

Vendor Name	Invoice Date	Invoice No.	Payment No.	Payment Date	Invoice Description	Account No.	Account Description	Amount
	9/6/2017	84740	94053	9/20/2017	UNIFORMS	10-008-58700	Uniforms-Matls. Mgmt.	\$445.45
	9/6/2017	84752	94053	9/20/2017	UNIFORMS	10-008-58700	Uniforms-Matls. Mgmt.	\$703.45
	9/6/2017	84750	94054	9/20/2017	UNIFORMS	10-008-58700	Uniforms-Matls. Mgmt.	\$703.45
	9/6/2017	84723	94054	9/20/2017	UNIFORMS	10-008-58700	Uniforms-Matls. Mgmt.	\$798.95
	9/13/2017	85619	94153	9/27/2017	UNIFORMS	10-008-58700	Uniforms-Matls. Mgmt.	\$149.00
	9/13/2017	85618	94153	9/27/2017	UNIFORMS	10-008-58700	Uniforms-Matls. Mgmt.	\$259.50
	9/13/2017	85627	94153	9/27/2017	UNIFORMS	10-008-58700	Uniforms-Matls. Mgmt.	\$2.50
	9/13/2017	85613	94153	9/27/2017	UNIFORMS	10-008-58700	Uniforms-Matls. Mgmt.	\$81.50
	9/13/2017	85615	94153	9/27/2017	UNIFORMS	10-008-58700	Uniforms-Matls. Mgmt.	\$101.50
	9/13/2017	85610	94153	9/27/2017	UNIFORMS	10-008-58700	Uniforms-Matls. Mgmt.	\$374.00
	9/13/2017	85624	94153	9/27/2017	UNIFORMS	10-008-58700	Uniforms-Matls. Mgmt.	\$76.50
	9/13/2017	85614	94153	9/27/2017	UNIFORMS	10-008-58700	Uniforms-Matls. Mgmt.	\$81.50
	9/13/2017	85621	94153	9/27/2017	UNIFORMS	10-008-58700	Uniforms-Matls. Mgmt.	\$153.00
	9/13/2017	85611	94154	9/27/2017	UNIFORMS	10-008-58700	Uniforms-Matls. Mgmt.	\$173.00
	9/13/2017	85622	94154	9/27/2017	UNIFORMS	10-008-58700	Uniforms-Matls. Mgmt.	\$76.50
	9/13/2017	85616	94154	9/27/2017	UNIFORMS	10-008-58700	Uniforms-Matls. Mgmt.	\$213.50
	9/14/2017	85886		10/14/2017	UNIFORMS	10-008-58700	Uniforms-Matls. Mgmt.	\$41.85
	9/14/2017	85884	94154	9/27/2017	UNIFORMS	10-008-58700	Uniforms-Matls. Mgmt.	\$94.50
	9/1/2017	76890	94054	9/20/2017	UNIFORMS	10-008-58700	Uniforms-Matls. Mgmt.	\$13.50
	9/1/2017	76889	94054	9/20/2017	UNIFORMS	10-008-58700	Uniforms-Matls. Mgmt.	\$4.50
						10-008-58700	Uniforms-Matls. Mgmt.	\$11.36
	9/1/2017	81143	94054	9/20/2017	UNIFORMS	10-008-58700	Uniforms-Matls. Mgmt.	\$525.00
	9/6/2017	84741	94054	9/20/2017	UNIFORMS	10-008-58700	Uniforms-Matls. Mgmt.	\$464.95
	9/15/2017	86050	94245	10/4/2017	UNIFORMS	10-008-58700	Uniforms-Matls. Mgmt.	\$278.00
						10-008-58700	Uniforms-Matls. Mgmt.	\$9.61
	9/13/2017	85620	94154	9/27/2017	UNIFORMS	10-008-58700	Uniforms-Matls. Mgmt.	\$94.50
	9/13/2017	85612	94154	9/27/2017	UNIFORM	10-008-58700	Uniforms-Matls. Mgmt.	\$94.50
	9/6/2017	84714	94154	9/27/2017	UNIFORMS	10-008-58700	Uniforms-Matls. Mgmt.	\$100.00
	9/6/2017	84745	94154	9/27/2017	UNIFORMS	10-008-58700	Uniforms-Matls. Mgmt.	\$716.45
	9/8/2017	85175	94154	9/27/2017	UNIFORMS	10-008-58700	Uniforms-Matls. Mgmt.	\$173.00
						10-008-58700	Uniforms-Matls. Mgmt.	\$10.30
	9/6/2017	84711	94154	9/27/2017	UNIFORMS	10-008-58700	Uniforms-Matls. Mgmt.	\$328.45
	9/20/2017	86648	94245	10/4/2017	UNIFORMS	10-008-58700	Uniforms-Matls. Mgmt.	\$166.50
	9/20/2017	86646	94245	10/4/2017	UNIFORMS	10-008-58700	Uniforms-Matls. Mgmt.	\$20.00
	9/20/2017	86632	94245	10/4/2017	UNIFORMS	10-008-58700	Uniforms-Matls. Mgmt.	\$146.50
	9/20/2017	86629	94245	10/4/2017	UNIFORMS	10-008-58700	Uniforms-Matls. Mgmt.	\$146.50
	9/20/2017	86628	94245	10/4/2017	UNIFORMS	10-008-58700	Uniforms-Matls. Mgmt.	\$146.50
	9/20/2017	86633	94154	9/27/2017	UNIFORMS	10-008-58700	Uniforms-Matls. Mgmt.	\$146.50
	9/20/2017	86634	94245	10/4/2017	UNIFORMS	10-008-58700	Uniforms-Matls. Mgmt.	\$146.50
	9/20/2017	86635	94245	10/4/2017	UNIFORMS	10-008-58700	Uniforms-Matls. Mgmt.	\$146.50
	9/20/2017	86636	94245	10/4/2017	UNIFORMS	10-008-58700	Uniforms-Matls. Mgmt.	\$99.00
	9/20/2017	86637	94245	10/4/2017	UNIFORMS	10-008-58700	Uniforms-Matls. Mgmt.	\$146.50
	9/20/2017	86639	94245	10/4/2017	UNIFORMS	10-008-58700	Uniforms-Matls. Mgmt.	\$374.49
	9/20/2017	86630	94246	10/4/2017	UNIFORMS	10-008-58700	Uniforms-Matls. Mgmt.	\$146.50
	9/13/2017	85646	94155	9/27/2017	UNIFORMS	10-008-58700	Uniforms-Matls. Mgmt.	\$31.50
	9/18/2017	86305	94246	10/4/2017	UNIFORMS	10-008-58700	Uniforms-Matls. Mgmt.	\$625.00
	9/20/2017	86638	94246	10/4/2017	UNIFORMS	10-008-58700	Uniforms-Matls. Mgmt.	\$54.00
	9/20/2017	86642	94246	10/4/2017	UNIFORMS	10-008-58700	Uniforms-Matls. Mgmt.	\$173.00
	9/20/2017	86640	94246	10/4/2017	UNIFORMS	10-008-58700	Uniforms-Matls. Mgmt.	\$62.55
	9/6/2017	84716	94246	10/4/2017	UNIFORMS	10-008-58700	Uniforms-Matls. Mgmt.	\$165.95
	9/6/2017	84708	94246	10/4/2017	UNIFORMS	10-008-58700	Uniforms-Matls. Mgmt.	\$146.50
	9/1/2017	83468	94246	10/4/2017	UNIFORMS	10-008-58700	Uniforms-Matls. Mgmt.	\$193.00
	9/27/2017	87384	94346	10/10/2017	UNIFORMS	10-008-58700	Uniforms-Matls. Mgmt.	\$76.50
	9/27/2017	87386	94346	10/10/2017	UNIFORMS	10-008-58700	Uniforms-Matls. Mgmt.	\$173.00
	9/27/2017	87382	94346	10/10/2017	UNIFORMS	10-008-58700	Uniforms-Matls. Mgmt.	\$173.00
	9/27/2017	87393	94346	10/10/2017	UNIFORMS	10-008-58700	Uniforms-Matls. Mgmt.	\$380.99

Montgomery County Hospital District
Invoice Expense Allocation Report
Board Meeting 10/24/17- Paid Invoices

Vendor Name	Invoice Date	Invoice No.	Payment No.	Payment Date	Invoice Description	Account No.	Account Description	Amount
	9/27/2017	87378	94346	10/10/2017	UNIFORMS	10-008-58700	Uniforms-Matls. Mgmt.	\$380.99
	9/27/2017	87390	94346	10/10/2017	UNIFORMS	10-008-58700	Uniforms-Matls. Mgmt.	\$318.49
	9/6/2017	84730	94246	10/4/2017	UNIFORMS	10-008-58700	Uniforms-Matls. Mgmt.	\$820.45
	9/27/2017	87381	94346	10/10/2017	UNIFORMS	10-008-58700	Uniforms-Matls. Mgmt.	\$380.99
	9/27/2017	87379	94346	10/10/2017	UNIFORMS	10-008-58700	Uniforms-Matls. Mgmt.	\$374.49
	9/27/2017	87383	94346	10/10/2017	UNIFORMS	10-008-58700	Uniforms-Matls. Mgmt.	\$208.50
	9/1/2017	80342	94246	10/4/2017	UNIFORMS	10-008-58700	Uniforms-Matls. Mgmt.	\$23.50
						10-008-58700	Uniforms-Matls. Mgmt.	\$9.72
						Totals for MILLER UNIFORMS & EMBLEMS, INC.:		\$18,226.11
MLADENKA, JACKIE	9/30/2017	MLA093017	94347	10/10/2017	WELLNESS PROGRAM/WEIGHT WATCHERS	10-025-54350	Employee Health\Wellness-Human	\$37.17
						Totals for MLADENKA, JACKIE:		\$37.17
MONTGOMERY CENTRAL APPRAISAL DISTRICT	9/1/2017	2017-093017	93955	9/13/2017	2017-4TH QUARTER STATEMENT/SHARE FUNDING	10-001-53310	Contractual Obligations-County Appraisal-Admin	\$67,700.15
						Totals for MONTGOMERY CENTRAL APPRAISAL DISTRICT:		\$67,700.15
MONTGOMERY CNTY TAX ASSESSOR-COL TAM	9/5/2017	4549 680477 09	3390	9/20/2017	REGISTRATION OF SHOPS 37/38/616/330	10-010-59100	Vehicle-Registration-Fleet	\$51.50
						Totals for MONTGOMERY CNTY TAX ASSESSOR-COL TAMMY J MCRAE:		\$51.50
MONTGOMERY COUNTY ESD #1 (STN 13)	9/20/2017	OCT 2017-005	94055	9/20/2017	STATION 13 RENT	10-000-14900	Prepaid Expenses-BS	\$1,025.00
						Totals for MONTGOMERY COUNTY ESD #1 (STN 13):		\$1,025.00
MONTGOMERY COUNTY ESD #10, STN 42	9/20/2017	OCT 2017-128	94056	9/20/2017	STATION 42 RENT	10-000-14900	Prepaid Expenses-BS	\$950.00
						Totals for MONTGOMERY COUNTY ESD #10, STN 42:		\$950.00
MONTGOMERY COUNTY ESD #6, STN 34	9/20/2017	OCT 2017-151	94057	9/20/2017	STATION 34 RENT	10-000-14900	Prepaid Expenses-BS	\$900.00
						Totals for MONTGOMERY COUNTY ESD #6, STN 34:		\$900.00
MONTGOMERY COUNTY ESD #8, STN 21/22	9/20/2017	OCT 2017-152	94058	9/20/2017	STATION 21 & 22 RENT	10-000-14900	Prepaid Expenses-BS	\$800.00
						10-000-14900	Prepaid Expenses-BS	\$800.00
						Totals for MONTGOMERY COUNTY ESD #8, STN 21/22:		\$1,600.00
MONTGOMERY COUNTY ESD #9, STN 33	9/20/2017	OCT 2017-151	94057	9/20/2017	STATION 33 RENT	10-000-14900	Prepaid Expenses-BS	\$850.00
	9/27/2017	ESD092717	94156	9/27/2017	TEMP HOUSING (AUG-SEP) EMS CREW FROM STN 32	10-016-57500	Rent-Facil	\$1,700.00
						Totals for MONTGOMERY COUNTY ESD #9, STN 33:		\$2,550.00
MONTGOMERY COUNTY ESD 12, STN 12	9/13/2017	2	94060	9/20/2017	BUILDING REMODEL STATION 21	10-016-55600	Maintenance & Repairs-Buildings-Facil	\$9,781.28
	9/20/2017	OCT 2017-151	94057	9/20/2017	STATION 12 RENT	10-000-14900	Prepaid Expenses-BS	\$950.00
						Totals for MONTGOMERY COUNTY ESD 12, STN 12:		\$10,731.28
MONTGOMERY COUNTY ESD#3 (STNT 46)	9/20/2017	OCT 2017-031	94062	9/20/2017	RENT STATION 46	10-000-14900	Prepaid Expenses-BS	\$600.00
						Totals for MONTGOMERY COUNTY ESD#3 (STNT 46):		\$600.00
MOORE MEDICAL CORP.	9/1/2017	99609123	94063	9/20/2017	MEDICAL/DRUG SUPPLIES	10-008-53900	Disposable Medical Supplies-Mater	\$339.88
						10-008-54000	Drug Supplies-Mater	\$339.24
	9/7/2017	99614209	94063	9/20/2017	MEDICAL /DRUG SUPPLIES	10-008-53900	Disposable Medical Supplies-Mater	\$1,593.44
						10-008-54000	Drug Supplies-Mater	\$544.02
	9/13/2017	99620645	94157	9/27/2017	DRUG SUPPLIES	10-008-54000	Drug Supplies-Mater	\$16.56
	9/14/2017	99622870	94157	9/27/2017	MEDICAL/DRUG SUPPLIES	10-008-53900	Disposable Medical Supplies-Mater	\$1,593.90
						10-008-54000	Drug Supplies-Mater	\$360.12
	9/19/2017	99627552	94248	10/4/2017	MEDICAL SUPPLIES	10-008-53900	Disposable Medical Supplies-Mater	\$1.54
	9/19/2017	99629028	94248	10/4/2017	MEDICAL SUPPLIES	10-008-53900	Disposable Medical Supplies-Mater	\$135.00
	9/20/2017	99629358	94248	10/4/2017	MEDICAL SUPPLIES	10-008-53900	Disposable Medical Supplies-Mater	\$68.64
	9/20/2017	99629660	94248	10/4/2017	MEDICAL/DRUG SUPPLIES	10-008-53900	Disposable Medical Supplies-Mater	\$1,017.00

Montgomery County Hospital District
Invoice Expense Allocation Report
Board Meeting 10/24/17- Paid Invoices

Vendor Name	Invoice Date	Invoice No.	Payment No.	Payment Date	Invoice Description	Account No.	Account Description	Amount
						10-008-54000	Drug Supplies-Mater	\$293.75
							Totals for MOORE MEDICAL CORP.:	\$6,303.09
MOSLEY FIRE AND SAFETY, INC	9/18/2017	8725	94249	10/4/2017	ANNUAL INSPECTION/RECHARGE/VALVE REPAIR KIT/HOS	10-008-55650	Maintenance-Contract Equipment-Mater	\$102.00
							Totals for MOSLEY FIRE AND SAFETY, INC:	\$102.00
MUD #39	9/1/2017	10000901 08/26/17	93957	9/13/2017	STATION 20 07/19/17 - 08/18/17	10-016-58800	Utilities-Facil	\$341.26
	9/26/2017	10000901 09/26/17	94351	10/10/2017	STATION 20 08/18/17 - 09/20/17	10-016-58800	Utilities-Facil	\$258.65
							Totals for MUD #39:	\$599.91
MUSSEY, MEGAN	9/30/2017	MUS093017	94352	10/10/2017	WELLNESS PROGRAM/GYM MEMBERSHIP	10-025-54350	Employee Health\Wellness-Human	\$125.00
							Totals for MUSSEY, MEGAN:	\$125.00
MUSSEY, MEGAN	9/27/2017	MAS092717	94250	10/4/2017	MILEAGE REIMBURSEMENT 09/18/17	10-007-56200	Mileage Reimbursements-EMS	\$16.26
							Totals for MUSSEY, MEGAN:	\$16.26
NATIONWIDE INSURANCE DVM INSURANCE AC	9/1/2017	DVM070117	93958	9/13/2017	VETERINARY PET INSURANCE GROUP 4620/AUG '17	10-000-21590	P/R-Premium Cancer/Accident-BS	\$518.10
							Totals for NATIONWIDE INSURANCE DVM INSURANCE AGENCY (PET):	\$518.10
NATIONWIDE POWER SOLUTIONS INC.	9/19/2017	403070	94251	10/4/2017	EMERGENCY SERVICE & PARTS/BATTERY MAINTENANCE	10-016-55600	Maintenance & Repairs-Buildings-Facil	\$3,302.00
							Totals for NATIONWIDE POWER SOLUTIONS INC.:	\$3,302.00
NEW CANEY MUD	9/30/2017	1042826200 09/30/17	94252	10/4/2017	STATION 30 08/19/17 - 09/19/17	10-016-58800	Utilities-Facil	\$32.19
							Totals for NEW CANEY MUD:	\$32.19
NEWBART PRODUCTS, INC.	9/27/2017	282069	94353	10/10/2017	PVC CARDS	10-007-57750	Small Equipment & Furniture-EMS	\$640.00
						10-007-57750	Small Equipment & Furniture-EMS	\$20.00
	9/29/2017	282069-1		10/29/2017	CR80/20ML PVC CARDS	10-007-57750	Small Equipment & Furniture-EMS	\$500.00
						10-007-57750	Small Equipment & Furniture-EMS	\$40.00
							Totals for NEWBART PRODUCTS, INC.:	\$1,200.00
NORTH AMERICAN RESCUE, LLC	9/25/2017	IN270705	94354	10/10/2017	KIT, RESCUE TASK FORCE VEST W/ SIDE ARMOR	10-007-57750	Small Equipment & Furniture-EMS	\$17,999.60
	9/1/2017	IN236746	94253	10/4/2017	KIT, RESCUE TASK FORCE VEST W/SIDE ARMOT	10-007-57750	Small Equipment & Furniture-EMS	\$909.89
							Totals for NORTH AMERICAN RESCUE, LLC:	\$18,909.49
OFFICE DEPOT	9/5/2017	0974 932409 09	3392	9/20/2017	SDO MANUALS FOR AMBULANCES	10-009-57000	Printing Services-OMD	\$391.45
							Totals for OFFICE DEPOT:	\$391.45
OPTIMUM COMPUTER SOLUTIONS, INC.	9/1/2017	INV0000084299	93962	9/13/2017	PROGRAMMING 168174	10-015-57100	Professional Fees-Information Technology	\$118.75
	9/3/2017	INV0000084427	94065	9/20/2017	SERVICE LABOR	10-015-57100	Professional Fees-Information Technology	\$4,341.25
	9/1/2017	INV0000084426	94065	9/20/2017	SERVICE LABOR	10-015-57100	Professional Fees-Information Technology	\$7,475.00
	9/1/2017	INV0000084091	94158	9/27/2017	SERVICE LABOR	10-015-57100	Professional Fees-Information Technology	\$5,146.25
	9/1/2017	INV0000084092	94158	9/27/2017	SERVICE LABOR	10-015-57100	Professional Fees-Information Technology	\$5,893.75
	9/20/2017	INV0000084628	94158	9/27/2017	BARRACUDA ENERGIZE UPDATES/REPLACEMENT	10-015-57100	Professional Fees-Information Technology	\$7,348.00
	9/21/2017	47190	94158	9/27/2017	SSL CERTIFICATION/RENEWAL	10-015-52700	Business Licenses-Information Technology	\$175.00
	9/10/2017	INV0000084618	94255	10/4/2017	SERVICE LABOR	10-015-57100	Professional Fees-Information Technology	\$5,462.50
							Totals for OPTIMUM COMPUTER SOLUTIONS, INC.:	\$35,960.50
OPTUM HEALTH BANK	9/1/2017	OPT090117-10	3343	9/1/2017	EMPLOYER HSA ET FUNDING AUG 2017	10-001-51700	Health & Dental-Admin	\$62.50
						10-002-51700	Health & Dental-PA	\$312.50
						10-004-51700	Health & Dental-Radio	\$187.50
						10-005-51700	Health & Dental-Accou	\$187.50
						10-006-51700	Health & Dental-Alarm	\$1,062.50
						10-007-51700	Health & Dental-EMS	\$6,187.50
						10-008-51700	Health & Dental-Matls. Mgmt.	\$312.50

Montgomery County Hospital District
Invoice Expense Allocation Report
Board Meeting 10/24/17- Paid Invoices

Vendor Name	Invoice Date	Invoice No.	Payment No.	Payment Date	Invoice Description	Account No.	Account Description	Amount
						10-009-51700	Health & Dental-OMD	\$437.50
						10-010-51700	Health & Dental-Fleet	\$312.50
						10-011-51700	Health & Dental-Bill	\$437.50
						10-015-51700	Health & Dental-Information Technology	\$250.00
						10-016-51700	Health & Dental-Facil	\$62.50
						10-025-51700	Health & Dental-Human	\$187.50
						10-026-51700	Health & Dental-Recor	\$187.50
						10-027-51700	Health & Dental-Emerg	\$62.50
						10-039-51700	Health & Dental-Param	\$62.50
	9/11/2017	OPT091217	3349	9/11/2017	EMPLOYEE HSA ET FUNDING SEPTEMBER 2017	10-000-21595	P/R-Health Savings-BS-BS	\$7,263.84
	9/27/2017	OPT092717	3439	9/27/2017	EMPLOYEE HSA ET FUNDING SEPTEMBER 2017	10-000-21595	P/R-Health Savings-BS-BS	\$7,271.84
	9/27/2017	OPT092717B	3440	9/27/2017	EMPLOYER HSA ET INITIAL FUNDING SEPTEMBER 2017	10-006-51700	Health & Dental-Alarm	\$250.00
	9/29/2017	OPT092917-10	3441	9/29/2017	EMPLOYER HSA ET FUNDING SEPT 2017	10-007-51700	Health & Dental-EMS	\$750.00
						10-001-51700	Health & Dental-Admin	\$62.50
						10-002-51700	Health & Dental-PA	\$312.50
						10-004-51700	Health & Dental-Radio	\$187.50
						10-005-51700	Health & Dental-Accou	\$187.50
						10-006-51700	Health & Dental-Alarm	\$1,187.50
						10-007-51700	Health & Dental-EMS	\$6,250.00
						10-008-51700	Health & Dental-Matls. Mgmt.	\$312.50
						10-009-51700	Health & Dental-OMD	\$437.50
						10-010-51700	Health & Dental-Fleet	\$312.50
						10-011-51700	Health & Dental-Bill	\$437.50
						10-015-51700	Health & Dental-Information Technology	\$250.00
						10-016-51700	Health & Dental-Facil	\$62.50
						10-025-51700	Health & Dental-Human	\$125.00
						10-026-51700	Health & Dental-Recor	\$187.50
						10-027-51700	Health & Dental-Emerg	\$62.50
						10-039-51700	Health & Dental-Param	\$62.50
						Totals for OPTUM HEALTH BANK:		\$36,285.68
O'REILLY AUTO PARTS	9/1/2017	408-352704	93961	9/13/2017	SHOP SUPPLIES	10-010-57725	Shop Supplies-Fleet	\$114.97
	9/1/2017	408-349923	94064	9/20/2017	SHOP SUPPLIES	10-016-57725	Shop Supplies-Facil	\$18.98
	9/5/2017	9390 324831 09	3391	9/20/2017	SHOP SUPPLIES	10-016-57725	Shop Supplies-Facil	\$12.15
	9/15/2017	408-363327	94254	10/4/2017	VEHICLE PARTS	10-010-59050	Vehicle-Parts-Fleet	\$141.75
	9/20/2017	408-365655	94254	10/4/2017	VEHICLE PARTS/SHOP SUPPLIES	10-010-59050	Vehicle-Parts-Fleet	\$1,403.40
						10-010-57725	Shop Supplies-Fleet	\$233.64
						Totals for O'REILLY AUTO PARTS:		\$1,924.89
ORR SAFETY CORPORATION	9/14/2017	INV4129216	94159	9/27/2017	SAFETY GLASSES	10-008-53900	Disposable Medical Supplies-Mater	\$470.88
	9/18/2017	INV4130607	94256	10/4/2017	PRESCRIPTION SAFETY GLASSES-M. PRIOR	10-008-53900	Disposable Medical Supplies-Mater	\$69.68
						10-008-58700	Uniforms-Matls. Mgmt.	\$150.00
						10-008-58700	Uniforms-Matls. Mgmt.	\$150.00
						10-008-58700	Uniforms-Matls. Mgmt.	\$150.00
	9/28/2017	INV4137925	94358	10/10/2017	PRESCRIPTION SAFETY GLASSES-W. JOHNSON	Totals for ORR SAFETY CORPORATION:		\$990.56
OVERHEAD DOOR COMPANY of CONROE	9/1/2017	CS9847	94067	9/20/2017	TRANSMITTERS/REMOTES	10-016-57725	Shop Supplies-Facil	\$540.00
	9/1/2017	CS9767	94067	9/20/2017	BAY DOOR REPAIR	10-016-55600	Maintenance & Repairs-Buildings-Facil	\$3,050.00
	9/5/2017	9390 400089 09	3393	9/20/2017	STATION 40 GATE REPAIRS	10-016-55600	Maintenance & Repairs-Buildings-Facil	\$36.00
	Totals for OVERHEAD DOOR COMPANY of CONROE:							\$3,626.00
OWEN, CHRISTINA	9/30/2017	OWE093017	94359	10/10/2017	WELLNESS PROGRAM/WEIGHT WATCHERS	10-025-54350	Employee Health/Wellness-Human	\$29.93
	Totals for OWEN, CHRISTINA:							\$29.93
OXFORD IMMUNOTEC, INC.	9/1/2017	T 662257	94160	9/27/2017	T-SPOT TB 08/15/17	10-027-54000	Drug Supplies-Emerg	\$90.00
	9/1/2017	T 667636	94160	9/27/2017	T-SPOT TB 08/24/17	10-027-54000	Drug Supplies-Emerg	\$90.00

Montgomery County Hospital District
Invoice Expense Allocation Report
Board Meeting 10/24/17- Paid Invoices

Vendor Name	Invoice Date	Invoice No.	Payment No.	Payment Date	Invoice Description	Account No.	Account Description	Amount
	9/12/2017	T 680572	94160	9/27/2017	T-SPOT TB 09/07/17	10-027-54000	Drug Supplies-Emerg	\$495.00
	9/19/2017	T 684884	94257	10/4/2017	T-SPOT TB 09/14/17	10-027-54000	Drug Supplies-Emerg	\$90.00
							Totals for OXFORD IMMUNOTEC, INC.:	\$765.00
PANORAMA, CITY OF	9/25/2017	1020159006 09/25/17	94258	10/4/2017	STATION 14 08/18/17-09/22/17	10-016-58800	Utilities-Facil	\$61.97
							Totals for PANORAMA, CITY OF:	\$61.97
PARENT, AMANDA	9/15/2017	PAR091517	94068	9/20/2017	WELLNESS PROGRAM/MASSAGE	10-025-54350	Employee Health\Wellness-Human	\$300.00
							Totals for PARENT, AMANDA:	\$300.00
PARENT, CARTER	9/15/2017	PAR091517	94068	9/20/2017	WELLNESS PROGRAM/MASSAGE	10-025-54350	Employee Health\Wellness-Human	\$300.00
	9/22/2017	PAR092217	94100	9/22/2017	MONIES OWED TO EMPLOYEE PPE 09.16.17	10-000-21400	Accrued Payroll-BS	\$459.04
							Totals for PARENT, CARTER:	\$759.04
PARKER, TAMMY	9/30/2017	PAR093017	94360	10/10/2017	PER DIEM/CCM CONFERENCE 09/16/17-19/22/17	10-006-53150	Conferences - Fees, Travel, & Meals-Alarm	\$416.00
							Totals for PARKER, TAMMY:	\$416.00
PATRICK, CASEY B	9/11/2017	PAT091117	93968	9/13/2017	MED COM - HURRICANE HARVEY	10-009-57100	Professional Fees-OMD	\$4,440.00
	9/5/2017	PAT090517	94070	9/20/2017	ASSISTANT MEDICAL DIRECTOR/TERM ON CALL 08/01/17 -	10-009-57100	Professional Fees-OMD	\$7,420.00
							Totals for PATRICK, CASEY B:	\$11,860.00
PATTERSON, JOSEPH	9/30/2017	PAT093017	94361	10/10/2017	WELLNESS PROGRAM/GYM MEMBERSHIP	10-025-54350	Employee Health\Wellness-Human	\$100.00
							Totals for PATTERSON, JOSEPH:	\$100.00
PAYCOM PAYROLL LLC	9/27/2017	PAY092717	94102	9/27/2017	CAPITAL MANAGEMENT SOLUTION	10-025-57100	Professional Fees-Human	\$24,217.54
							Totals for PAYCOM PAYROLL LLC:	\$24,217.54
PAYOR LOGIC, INC.	9/8/2017	INV-5495	94161	9/27/2017	MONTHLY FEE/PAYMENT ADVISOR/ADDRESS CHECKER/IN	10-011-52900	Collection Fees-Bill	\$5,369.00
							Totals for PAYOR LOGIC, INC.:	\$5,369.00
PERFORMANCE TINTERS	9/13/2017	12244	94162	9/27/2017	CERAMIC TINT	10-010-52000	Accident Repair-Fleet	\$50.00
							Totals for PERFORMANCE TINTERS:	\$50.00
PHILOGENE, TYRONE	9/7/2017	PHI090717	93969	9/13/2017	MILEAGE REIMBURSEMENT 01/28/17-08/14/17	10-007-56200	Mileage Reimbursements-EMS	\$62.27
						10-007-56200	Mileage Reimbursements-EMS	\$39.91
							Totals for PHILOGENE, TYRONE:	\$102.18
PIPER, KEVIN	9/13/2017	PIP091317	93970	9/13/2017	MONIES OWED TO EMPLOYEE PPE 09.02.17	10-000-21400	Accrued Payroll-BS	\$95.66
							Totals for PIPER, KEVIN:	\$95.66
PITNEY BOWES GLOBAL FINANCIAL SVCS LLC	9/1/2017	3304273161	94071	9/20/2017	LEASING CHARGES	10-008-56900	Postage-Meter	\$510.00
							Totals for PITNEY BOWES GLOBAL FINANCIAL SVCS LLC (TAX/LEASE):	\$510.00
PITNEY BOWES INC (POB 371896)postage	9/17/2017	04765611A 09/17/17	94259	10/4/2017	ACCT #8000-9090-0476-5611 08/18 & 08/31	10-008-56900	Postage-Meter	\$600.00
	9/17/2017	04765611B 09/17/17	94259	10/4/2017	ACCT #8000-9090-0476-5611 09/07 & 09/11	10-008-56900	Postage-Meter	\$600.00
							Totals for PITNEY BOWES INC (POB 371896)postage:	\$1,200.00
POSTMASTER	9/18/2017	POS091817	94072	9/20/2017	ACCT# 2777047 POSTAGE DUE FOR FORM 3547	10-008-56900	Postage-Meter	\$500.00
	9/26/2017	POS092617	94163	9/27/2017	BRM PERMIT # 78004000 RENEWAL	10-008-56900	Postage-Meter	\$225.00
							Totals for POSTMASTER:	\$725.00
PRE CHECK, INC.	9/1/2017	9206548	93972	9/13/2017	ACCT #1213 BACKGROUND CHECKS	10-025-57300	Recruit/Investigate-Human	\$590.00
	9/30/2017	9208905		10/30/2017	ACCT #1213 BACKGROUND CHECKS	10-025-57300	Recruit/Investigate-Human	\$247.00
							Totals for PRE CHECK, INC.:	\$837.00

Montgomery County Hospital District
Invoice Expense Allocation Report
Board Meeting 10/24/17- Paid Invoices

Vendor Name	Invoice Date	Invoice No.	Payment No.	Payment Date	Invoice Description	Account No.	Account Description	Amount
PREMIERE GLOBAL SERVICES	9/5/2017	1754 24225811 09	3394	9/20/2017	ACCT# 8071370 07/13/17-08/12/17	10-015-58310	Telephones-Service-Information Technology	\$44.93
							Totals for PREMIERE GLOBAL SERVICES:	\$44.93
PRESSWOOD, ASHLEY	9/14/2017	PRE091417	94073	9/20/2017	TUITION REIMBURSEMENT SUMMER	10-025-58550	Tuition Reimbursement-Human	\$1,200.09
	9/30/2017	PRE093017	94362	10/10/2017	TUITION REIMBURSEMENT/SUMMER 2017	10-025-58550	Tuition Reimbursement-Human	\$838.49
							Totals for PRESSWOOD, ASHLEY:	\$2,038.58
QUALITY COMFORT AIR LLC % ROBERT EDWAI	9/1/2017	WO-3325	93973	9/13/2017	COMMERCIAL SERVICE CALL-GRANGERLAND RD TOWER	10-004-55600	Maintenance & Repairs-Buildings-Radio	\$589.95
							Totals for QUALITY COMFORT AIR LLC % ROBERT EDWARD PARSLEY:	\$589.95
RAMIREZ, SARA	9/27/2017	RAM092717	94165	9/27/2017	PHARMACY TECH LISENCE RENEWAL/CE'S	10-002-52700	Business Licenses-PA	\$108.60
							Totals for RAMIREZ, SARA:	\$108.60
READY REFRESH BY NESTLE	9/5/2017	1754 0123393399 09	3395	9/20/2017	STATION 31 07/09/17-08/08/17	10-008-57900	Station Supplies-Mater	\$6.00
	9/5/2017	1754 0123390965 09	3396	9/20/2017	STATION 12 07/11/17-08/10/17	10-008-57900	Station Supplies-Mater	\$26.94
	9/5/2017	1754 0123393738 09	3397	9/20/2017	STATION 42 07/11/17-08/10/17	10-008-57900	Station Supplies-Mater	\$73.96
	9/5/2017	1754 0123391039 09	3398	9/20/2017	STATION 20 07/11/17-08/10/17	10-008-57900	Station Supplies-Mater	\$66.90
	9/5/2017	1754 0123390916 09	3399	9/20/2017	STATION 10 07/11/17-08/10/17	10-008-57900	Station Supplies-Mater	\$151.99
	9/5/2017	1754 0123393704 09	3400	9/20/2017	STATION 40 07/11/17-08/10/17	10-008-57900	Station Supplies-Mater	\$151.43
	9/5/2017	1754 0123392532 09	3401	9/20/2017	STATION 22 07/11/17-08/10/17	10-008-57900	Station Supplies-Mater	\$157.47
	9/5/2017	1754 0123393654 09	3402	9/20/2017	STATION 33 07/11/17-08/10/17	10-008-57900	Station Supplies-Mater	\$193.42
	9/5/2017	1754 0123391062 09	3403	9/20/2017	STATION 21 07/11/17-08/10/17	10-008-57900	Station Supplies-Mater	\$82.94
	9/5/2017	1754 0124330192 09	3404	9/20/2017	STATION 14 07/11/17-08/10/17	10-008-57900	Station Supplies-Mater	\$141.98
	9/5/2017	1754 0124383076 09	3405	9/20/2017	STATION 45 07/11/17-08/10/17	10-008-57900	Station Supplies-Mater	\$42.00
	9/5/2017	1754 0123390924 09	3406	9/20/2017	STATION 11 07/11/17-08/10/17	10-008-57900	Station Supplies-Mater	\$38.93
	9/5/2017	1754 0123393225 09	3407	9/20/2017	STATION 24 07/11/17-08/10/17	10-008-57900	Station Supplies-Mater	\$136.41
	9/5/2017	1754 0123393597 09	3408	9/20/2017	STATION 32 07/11/17-08/10/17	10-008-57900	Station Supplies-Mater	\$53.95
	9/5/2017	1754 0123393670 09	3409	9/20/2017	STATION 34 07/11/17-08/10/17	10-008-57900	Station Supplies-Mater	\$17.96
	9/5/2017	1754 0123393712 09	3410	9/20/2017	STATION 41 07/11/17-08/10/17	10-008-57900	Station Supplies-Mater	\$84.00
	9/5/2017	1754 0123392599 09	3411	9/20/2017	STATION 23 07/13/17-08/12/17	10-008-57900	Station Supplies-Mater	\$331.91
							Totals for READY REFRESH BY NESTLE:	\$1,758.19
RELIANT ENERGY	9/5/2017	187001936631	93976	9/13/2017	STATION 41 08/01/17 - 08/30/17	10-016-58800	Utilities-Facil	\$6.02
	9/5/2017	1754 91123703 09	3412	9/20/2017	MAGNOLIA TOWER 06/28-17-07/28/17	10-004-58800	Utilities-Radio	\$880.56
	9/5/2017	1754 703320333 09	3413	9/20/2017	MAGNOLIA TOWER 06/28/17-07/28/17	10-004-58800	Utilities-Radio	\$55.18
	9/1/2017	80001179912 09	94075	9/20/2017	STATION 41 08/01/07/08/30/17	10-016-58800	Utilities-Facil	\$590.14
							Totals for RELIANT ENERGY:	\$1,531.90
REVSPRING, INC.	9/1/2017	DS11234891	94260	10/4/2017	MAILING FEE/ ACCT PPMCHD01 08/01/17-08/31/17	10-011-52900	Collection Fees-Bill	\$6,359.54
							Totals for REVSPRING, INC.:	\$6,359.54
ROESSLER EQUIPMENT CO INC.	9/5/2017	0974 508666 09	3414	9/20/2017	AIR HANDLER FOR SC PO 44486	10-016-55600	Maintenance & Repairs-Buildings-Facil	\$838.00
							Totals for ROESSLER EQUIPMENT CO INC.:	\$838.00
ROGUE WASTE RECOVERY & ENVIRONMENTAI	9/20/2017	1758213	94261	10/4/2017	WASTE OIL AND FILTER REMOVAL	10-010-54800	Hazardous Waste Removal-Fleet	\$106.25
							Totals for ROGUE WASTE RECOVERY & ENVIRONMENTAL, INC.:	\$106.25
RON TURLEY ASSOCIATES, INC	9/1/2017	50436	94262	10/4/2017	ANNUAL SOFTWARE SUPPORT	10-000-14900	Prepaid Expenses-BS	\$5,628.00
							Totals for RON TURLEY ASSOCIATES, INC.:	\$5,628.00
ROTARY CLUB OF THE WOODLANDS	9/4/2017	ROT071517	93977	9/13/2017	QUARTERLY DUES/GUEST MEAL	10-001-54100	Dues/Subscriptions-Admin	\$325.00
						10-000-14305	A/R Employee-BS	\$50.00
							Totals for ROTARY CLUB OF THE WOODLANDS:	\$375.00
RS WATER HOLDINGS LLC dba CULLIGAN OF DI	9/8/2017	1094641	94076	9/20/2017	CI START UP/DEL/INSTALL	10-016-55600	Maintenance & Repairs-Buildings-Facil	\$1,800.00
							Totals for RS WATER HOLDINGS LLC dba CULLIGAN OF DFW AND HOUSTON:	\$1,800.00

Montgomery County Hospital District
Invoice Expense Allocation Report
Board Meeting 10/24/17- Paid Invoices

Vendor Name	Invoice Date	Invoice No.	Payment No.	Payment Date	Invoice Description	Account No.	Account Description	Amount
S.A.F.E. DRUG TESTING	9/1/2017	16407	94077	9/20/2017	EMPLOYEE DRUG TESTING 08/01/17 - 08/31/17	10-025-57300	Recruit/Investigate-Human	\$1,815.00
							Totals for S.A.F.E. DRUG TESTING:	\$1,815.00
SAFETY-KLEEN CORP.	9/5/2017	74197954	93978	9/13/2017	30G PARTS WASHER-SOLVENT	10-010-54500	Equipment Rental-Fleet	\$157.22
							Totals for SAFETY-KLEEN CORP.:	\$157.22
SAM'S CLUB DIRECT	9/20/2017	ST 9/20/17 \$334.69	94166	9/27/2017	STATION SUPPLIES	10-008-57900	Station Supplies-Mater	\$334.69
	9/20/2017	ST 9/20/17 \$89.98	94166	9/27/2017	BOOKS/MATERIALS	10-009-52600	Books/Materials-OMD	\$89.98
	9/20/2017	ST 9/20/17 \$1,053.80	94166	9/27/2017	EMPLOYEE OF THE MONTH GIFT CARDS	10-000-14900	Prepaid Expenses-BS	\$1,000.00
						10-025-54450	Employee Recognition-Human	\$53.80
	9/11/2017	ST 9/20/17 \$369.32	94166	9/27/2017	STATION SUPPLIES	10-008-57900	Station Supplies-Mater	\$369.32
	9/20/2017	ST 9/20/17 \$107.16	94166	9/27/2017	STATION SUPPLIES	10-008-57900	Station Supplies-Mater	\$107.16
	9/20/2017	ST 9/20/17 \$615.35	94166	9/27/2017	STATION SUPPLIES	10-008-57900	Station Supplies-Mater	\$615.35
	9/20/2017	ST 9/20/17 \$491.01	94166	9/27/2017	SUPPLEMENTAL FOOD	10-008-58100	Supplemental Food-Matls. Mgmt.	\$491.01
	9/20/2017	ST 9/20/17 \$255.60	94166	9/27/2017	STATION SUPPLIES	10-008-57900	Station Supplies-Mater	\$255.60
	9/20/2017	ST 9/20/17 \$437.10	94166	9/27/2017	STATION SUPPLIES	10-008-57900	Station Supplies-Mater	\$437.10
							Totals for SAM'S CLUB DIRECT:	\$3,754.01
SCHAEFFER MANUFACTURING COMPANY	9/11/2017	SK4365	94167	9/27/2017	OIL & LUBRICANTS	10-010-56400	Oil & Lubricants-Fleet	\$1,826.07
	9/28/2017	SK4377-INV1	94367	10/10/2017	OIL & LUBRICANTS	10-010-56400	Oil & Lubricants-Fleet	\$2,577.70
							Totals for SCHAEFFER MANUFACTURING COMPANY:	\$4,403.77
SHAPIRO, MAURA	9/30/2017	SHA093017	94368	10/10/2017	MILEAGE REIMBURSEMENT 09/26/17	10-011-56200	Mileage Reimbursements-EMS B	\$27.65
							Totals for SHAPIRO, MAURA:	\$27.65
SHAW, JACOB	9/30/2017	SHA093017	94368	10/10/2017	WELLNESS PROGRAM/GYM MEMBERSHIP	10-025-54350	Employee Health\Wellness-Human	\$200.00
							Totals for SHAW, JACOB:	\$200.00
SHEEHAN, RYAN	9/30/2017	SHE093017	94370	10/10/2017	WELLNESS PROGRAM/PERSONAL TRAINING	10-025-54350	Employee Health\Wellness-Human	\$300.00
							Totals for SHEEHAN, RYAN:	\$300.00
SHELL	9/5/2017	3629 007067 09	3415	9/20/2017	GAS FOR SHOP 66	10-010-54700	Fuel-Fleet	\$40.00
							Totals for SHELL:	\$40.00
SHERATON	9/5/2017	CM13964784.2 09			CREDIT	10-006-53150	Conferences - Fees, Travel, & Meals-Alarm	(\$451.34)
	9/5/2017	8383 083828 09	3416	9/20/2017	HOTEL FOR APCO CONF 8/16	10-004-53150	Conferences - Fees, Travel, & Meals-Radio	\$1,021.30
							Totals for SHERATON:	\$569.96
SHRED-IT USA LLC	9/15/2017	8123151008	94263	10/4/2017	ACCT #13034336 SERVICE DATE 09/07/17	10-026-56500	Other Services-Recor	\$233.25
							Totals for SHRED-IT USA LLC:	\$233.25
SIMPSON DABNEY	9/5/2017	9390 116176 09	3417	9/20/2017	STATION 90 HANDLE FOR STOVE	10-016-55600	Maintenance & Repairs-Buildings-Facil	\$56.00
							Totals for SIMPSON DABNEY:	\$56.00
SLADEK CONFERENCE	9/5/2017	2269 989765 09	3418	9/20/2017	CONFERENCE	10-000-14900	Prepaid Expenses-BS	\$245.00
							Totals for SLADEK CONFERENCE:	\$245.00
SPARKLETT'S AND SIERRA SPRINGS	9/1/2017	3677798 082217	94079	9/20/2017	ACCT #21767323677798	10-008-57900	Station Supplies-Mater	\$1,272.54
	9/22/2017	3677798 092217	94264	10/4/2017	ACCT #21767323677798	10-008-57900	Station Supplies-Mater	\$159.62
							Totals for SPARKLETT'S AND SIERRA SPRINGS:	\$1,432.16
SPLENDORA, CITY OF	9/1/2017	1010135000 08/31/17	93979	9/13/2017	STATION 31 07/28/17 - 08/25/17	10-016-58800	Utilities-Facil	\$41.00
							Totals for SPLENDORA, CITY OF:	\$41.00
STANDARD INSURANCE COMPANY (POB 645311	9/1/2017	160682-10 09/01/17	3350	9/1/2017	LIFE & DISABILITY INSURANCE PREMIUMS 09/01/17 - 09/30/	10-001-51700	Health & Dental-Admin	\$36,367.60

Montgomery County Hospital District
Invoice Expense Allocation Report
Board Meeting 10/24/17- Paid Invoices

Vendor Name	Invoice Date	Invoice No.	Payment No.	Payment Date	Invoice Description	Account No.	Account Description	Amount						
						Totals for STANDARD INSURANCE COMPANY (POB 645311):		\$36,367.60						
STANLEY LAKE M.U.D.	9/30/2017	00009836 09/30/17	94374	10/10/2017	STATION 43 08/30/17 - 09/26/17	10-016-58800	Utilities-Facil	\$3.48						
	9/30/2017	00009834 09/30/17	94374	10/10/2017	STATION 43 08/30/17 - 09/26/17	10-016-58800	Utilities-Facil	\$32.22						
						Totals for STANLEY LAKE M.U.D.:		\$35.70						
STAPLES ADVANTAGE	9/1/2017	3350609746			CREDIT/3350609745	10-008-57900	Station Supplies-Mater	(\$35.99)						
	9/1/2017	3350609744	93980	9/13/2017	OFFICE SUPPLIES	10-008-56300	Office Supplies-Matls. Mgmt.	\$27.58						
	9/1/2017	3350609748		9/25/2017	STATION SUPPLIES	10-008-57900	Station Supplies-Mater	\$35.99						
	9/1/2017	3350609739	94080	9/20/2017	IGNITION CHAIR HIGH BACK	10-008-57750	Small Equipment & Furniture-Matls. Mgmt.	\$354.20						
	9/1/2017	3335539322B	94168	9/27/2017	OFFICE SUPPLIES	10-008-56300	Office Supplies-Matls. Mgmt.	\$19.00						
	9/1/2017	3335539325B	94168	9/27/2017	OFFICE SUPPLIES	10-008-56300	Office Supplies-Matls. Mgmt.	\$39.88						
							Totals for STAPLES ADVANTAGE:		\$440.66					
STARBUCKS	9/5/2017	1502 673914 09	3419	9/20/2017	DEBRIEFING PEDI ARREST	10-007-56100	Meeting Expenses-EMS	\$12.94						
						Totals for STARBUCKS:		\$12.94						
STERICYCLE, INC	9/5/2017	1754 4007295851 09	3420	9/20/2017	ACCT# 2055356	10-008-52500	Bio-Waste Removal-Mater	\$68.61						
						10-008-52500	Bio-Waste Removal-Mater	\$1,156.02						
						10-008-52500	Bio-Waste Removal-Mater	\$68.61						
						10-008-52500	Bio-Waste Removal-Mater	\$68.61						
						10-008-52500	Bio-Waste Removal-Mater	\$68.61						
						10-008-52500	Bio-Waste Removal-Mater	\$68.61						
						10-008-52500	Bio-Waste Removal-Mater	\$68.61						
						10-008-52500	Bio-Waste Removal-Mater	\$68.61						
						10-008-52500	Bio-Waste Removal-Mater	\$68.61						
						10-008-52500	Bio-Waste Removal-Mater	\$68.61						
						10-008-52500	Bio-Waste Removal-Mater	\$68.61						
						10-008-52500	Bio-Waste Removal-Mater	\$68.61						
						10-008-52500	Bio-Waste Removal-Mater	\$68.61						
						10-008-52500	Bio-Waste Removal-Mater	\$68.61						
						10-008-52500	Bio-Waste Removal-Mater	\$68.61						
						10-008-52500	Bio-Waste Removal-Mater	\$68.61						
						10-008-52500	Bio-Waste Removal-Mater	\$68.61						
						10-008-52500	Bio-Waste Removal-Mater	\$68.61						
												Totals for STERICYCLE, INC:		\$2,459.61
						STEWART ORGANIZATION	9/1/2017	1285222	94081	9/20/2017	ACCT #1110518 COPIER USAGE 08/25/17-09/24/17	10-015-55400	Leases/Contracts-Information Technology	\$1,398.28
9/30/2017	1298756		10/30/2017	ACCT #1110518 COPIER USAGE 09/25/17-10/24/17	10-015-55400		Leases/Contracts-Information Technology	\$1,431.61						
						Totals for STEWART ORGANIZATION:		\$2,829.89						
STRYKER SALES CORPORATION	9/1/2017	2243247M	94082	9/20/2017	REPAIR OF STAIR CHAIR	10-008-57650	Repair-Equipment-Matls. Mgmt.	\$135.00						
	9/13/2017	2249961M	94169	9/27/2017	BELT, TRACK, LOW PROFILE	10-008-54200	Durable Medical Equipment-Mater	\$1,386.04						
							10-008-54200	Durable Medical Equipment-Mater	\$4.18					
						Totals for STRYKER SALES CORPORATION:		\$1,525.22						
SUDDENLINK	9/13/2017	717712401 09/13/17	94083	9/20/2017	STATION 14 09/21/17 - 10/20/17	10-016-58800	Utilities-Facil	\$51.08						
							10-015-58310	Telephones-Service-Information Technology	\$79.95					
	9/13/2017	714445701 09/13/17	94084	9/20/2017	MCHD CAMPUS 09/21/17 - 10/20/17	10-016-58800	Utilities-Facil	\$209.38						
	9/25/2017	709532001 09/25/17	94266	10/4/2017	STATION 13 10/01/17 - 10/31/17	10-016-58800	Utilities-Facil	\$51.14						
							10-015-58310	Telephones-Service-Information Technology	\$89.95					
	9/25/2017	719772101 09/25/17	94267	10/4/2017	STATION 30 10/01/17 - 10/31/17	10-015-58310	Telephones-Service-Information Technology	\$104.78						
						Totals for SUDDENLINK:		\$586.28						

Montgomery County Hospital District
Invoice Expense Allocation Report
Board Meeting 10/24/17- Paid Invoices

Vendor Name	Invoice Date	Invoice No.	Payment No.	Payment Date	Invoice Description	Account No.	Account Description	Amount
TAYLOR HEALTHCARE PRODUCTS, INC.	9/5/2017	60794454	94085	9/20/2017	LINENS	10-008-53800	Disposable Linen-Mater	\$1,920.50
	9/1/2017	60794463	93982	9/13/2017	LINENS	10-008-53800	Disposable Linen-Mater	\$1,727.10
	9/12/2017	60794506	94170	9/27/2017	LINENS	10-008-53800	Disposable Linen-Mater	\$1,883.80
	9/15/2017	60794532	94268	10/4/2017	LINENS	10-008-53800	Disposable Linen-Mater	\$1,079.10
	9/15/2017	60794536	94268	10/4/2017	LINENS	10-008-53800	Disposable Linen-Mater	\$1,956.20
	9/25/2017	60794562	94376	10/10/2017	LINENS	10-008-53800	Disposable Linen-Mater	\$1,867.00
	Totals for TAYLOR HEALTHCARE PRODUCTS, INC.:							\$10,433.70
TCDRS	9/1/2017	TCD091517	3431	9/15/2017	TCDRS TRANSMISSION AUGUST 2017	10-000-21650	TCDRS Defined Benefit Plan-BS	\$115,177.21
						10-000-21650	TCDRS Defined Benefit Plan-BS	\$111,721.89
						Totals for TCDRS:		\$226,899.10
TESSCO TECHNOLOGIES INC.	9/8/2017	475444	94171	9/27/2017	OTTERBOX CASES-APPLE IPONE 7	10-004-57750	Small Equipment & Furniture-Radio	\$122.93
						Totals for TESSCO TECHNOLOGIES INC.:		\$122.93
TEXAS STATE LIBRARY AND ARCHIVES COMM	9/26/2017	TEX092617	94172	9/27/2017	TSLAC CONFERENCE/DONNA DANIEL/ NOV 17,2017	10-000-14900	Prepaid Expenses-BS	\$50.00
						Totals for TEXAS STATE LIBRARY AND ARCHIVES COMMISSION:		\$50.00
THACKER, CHAD	9/30/2017	THA093017	94269	10/4/2017	PER DIEM/FPIC 25 ISSI/CSSI 09/18/17-09/20/17	10-004-53150	Conferences - Fees, Travel, & Meals-Radio	\$147.50
						Totals for THACKER, CHAD:		\$147.50
THE FITNESS OUTLET, INC.	9/6/2017	98100325	94173	9/27/2017	SPIN BIKE - 2ND FLOOR (ADMIN) FITNESS CENTER	10-007-57750	Small Equipment & Furniture-EMS	\$1,995.00
						Totals for THE FITNESS OUTLET, INC.:		\$1,995.00
THE SPRINGS EVENT VENUE	9/29/2017	TSE092917	94186	9/29/2017	BALANCE DUE--2017 AWARDS BANQUET	10-000-14900	Prepaid Expenses-BS	\$2,962.50
						Totals for THE SPRINGS EVENT VENUE:		\$2,962.50
THE VEST GUY	9/5/2017	0974 072617 09	3421	9/20/2017	VEST FOR NEW HIRES PO 44497	10-008-58700	Uniforms-Matls. Mgmt.	\$654.65
						Totals for THE VEST GUY:		\$654.65
THE WOODLANDS FIRE DEPARTMENT	9/6/2017	2017-1024	94174	9/27/2017	BLS-INSTRUCTOR CARDS	10-009-52600	Books/Materials-OMD	\$115.20
	9/19/2017	2017-1026	94270	10/4/2017	BLS PROVIDER E-CARDS	10-009-52600	Books/Materials-OMD	\$115.20
	Totals for THE WOODLANDS FIRE DEPARTMENT:							\$230.40
THE WOODLANDS TOWNSHIP (23/24/29)	9/20/2017	OCT 2017-148	94086	9/20/2017	STATION 23, 24, & 29 RENT	10-000-14900	Prepaid Expenses-BS	\$1,000.00
						10-000-14900	Prepaid Expenses-BS	\$1,000.00
						10-000-14900	Prepaid Expenses-BS	\$1,000.00
						Totals for THE WOODLANDS TOWNSHIP (23/24/29):		\$3,000.00
TIHCA - TEXAS INDIGENT HEALTH CARE ASSOC	9/6/2017	9151	94087	9/20/2017	TIHCA REG FEES/ HCAP-MORONKEJI,CHAPA,DUNCAN	10-002-53150	Conferences - Fees, Travel, & Meals-HCAP	\$575.00
						Totals for TIHCA - TEXAS INDIGENT HEALTH CARE ASSOC.:		\$575.00
TOMAGWA HEALTHCARE	9/5/2017	1754 903310 09	3422	9/20/2017	REGISTRATIOB/R JOHNSON/M MILLER/A MORONKEJI	10-002-53150	Conferences - Fees, Travel, & Meals-HCAP	\$150.00
						Totals for TOMAGWA HEALTHCARE:		\$150.00
TOMMY'S PAINT & BODY INC dba TOMMY'S WR	9/13/2017	21086	94175	9/27/2017	ROOF PATCH REPAIR-PARTS/LABOR	10-010-59000	Vehicle-Outside Services-Fleet	\$209.00
	9/7/2017	21078	94088	9/20/2017	REPLACE ROOF PATCH/LABOR	10-010-59000	Vehicle-Outside Services-Fleet	\$209.00
	9/21/2017	21095	94271	10/4/2017	REPAIR FOR SHOP 12	10-010-59000	Vehicle-Outside Services-Fleet	\$178.00
	Totals for TOMMY'S PAINT & BODY INC dba TOMMY'S WRECKER:							\$596.00
TRITECH SOFTWARE SYSTEMS	9/28/2017	PA0006648	94386	10/10/2017	INFORM MOBILE BASE POSITION/MAPPING	10-015-53075	Computer Software - MDC First Responder-Infor	\$2,440.00
	9/28/2017	PA0006652	94386	10/10/2017	COMPLETION OF FAILOVER TESTING	10-015-53075	Computer Software - MDC First Responder-Infor	\$28,121.05
	Totals for TRITECH SOFTWARE SYSTEMS:							\$30,561.05
TRIZETTO (GATEWAY EDI, LLC)	9/1/2017	121Y091700	94176	9/27/2017	INTEGRATED ELIG/QUICK POSTED REMITS/ELECTRONIC C	10-011-52900	Collection Fees-Bill	\$954.98

Vendor Name	Invoice Date	Invoice No.	Payment No.	Payment Date	Invoice Description	Account No.	Account Description	Amount					
Totals for TRIZETTO (GATEWAY EDI, LLC):								\$954.98					
TROPHY HOUSE, LLC	9/1/2017	27164	94177	9/27/2017	SAVE PLAQUE - TONY ZAPATA	10-009-54450	Employee Recognition-OMD	\$130.00					
Totals for TROPHY HOUSE, LLC:								\$130.00					
TRUGREEN	9/1/2017	71437417	94089	9/20/2017	VEGETATION CONTROL - ROBINSON RD	10-004-55600	Maintenance & Repairs-Buildings-Radio	\$270.40					
	9/1/2017	71415013	94089	9/20/2017	VEGETATION CONTROL - GRANGERLAND	10-004-55600	Maintenance & Repairs-Buildings-Radio	\$270.40					
	9/1/2017	71432739	94089	9/20/2017	VEGETATION CONTROL - THOMPSON RD	10-004-55600	Maintenance & Repairs-Buildings-Radio	\$270.40					
	9/1/2017	71425719	94089	9/20/2017	VEGETATION CONTROL - SERVICE CENTER	10-004-55600	Maintenance & Repairs-Buildings-Radio	\$270.40					
Totals for TRUGREEN:								\$1,081.60					
ULINE	9/14/2017	90451176	94178	9/27/2017	SHOP SUPPLIES	10-016-57725	Shop Supplies-Facil	\$385.86					
Totals for ULINE:								\$385.86					
UNITED AIRLINES	9/5/2017	8383 852765 09	3423	9/20/2017	BAGGAGE/APCO 08/10/17 - JUSTIN EVANS	10-004-53150	Conferences - Fees, Travel, & Meals-Radio	\$25.00					
	9/5/2017	8383 613659 09	3423	9/20/2017	BAGGAGE/APCO 08/15/17 - JUSTIN EVANS	10-004-53150	Conferences - Fees, Travel, & Meals-Radio	\$25.00					
Totals for UNITED AIRLINES:								\$50.00					
UNITED BICYCLE TOOL SUPPLY, LTD	9/27/2017	SI-142031	94387	10/10/2017	BICYCLE SUPPLIES	10-007-57750	Small Equipment & Furniture-EMS	\$367.42					
						10-007-57750	Small Equipment & Furniture-EMS	\$47.70					
Totals for UNITED BICYCLE TOOL SUPPLY, LTD:								\$415.12					
UPS	9/5/2017	1754 0000A690R4317 9	3424	9/20/2017	ACCT# A690R4	10-008-56900	Postage-Meter	\$295.11					
Totals for UPS:								\$295.11					
URSUS ENTERPRISES INC.	9/7/2017	00004378	94179	9/27/2017	CPR KEYCHAIN MASK-BLUE	10-009-52950	Community Education-Dept	\$297.00					
						10-009-52950	Community Education-Dept	\$12.00					
Totals for URSUS ENTERPRISES INC.:								\$309.00					
US DIGITAL DESIGNS, INC.	9/29/2017	7837		10/29/2017	G2 FSAS COMPONENT SYSTEM	10-004-57750	Small Equipment & Furniture-Radio	\$11,645.00					
						Totals for US DIGITAL DESIGNS, INC.:		\$11,645.00					
VALENTINE, HENRIETTA SOCORRO	9/14/2017	VAL091417	94090	9/20/2017	WELLNESS PROGRAM/MASSAGES	10-025-54350	Employee Health/Wellness-Human	\$125.00					
	9/30/2017	VAL093017	94273	10/4/2017	TRAVEL REIMBURSEMENT/NAHQ 09/18/17-09/20/17	10-001-53150	Conferences - Fees, Travel, & Meals-Admin	\$436.91					
Totals for VALENTINE, HENRIETTA SOCORRO:								\$561.91					
VALIC COLLECTIONS	9/11/2017	VAL090817	3352	9/11/2017	EMPLOYEE CONTRIBUTIONS FOR 09/08/17	10-000-21600	Employee Deferred Comp.-BS	\$10,210.26					
	9/25/2017	VAL092217	3435	9/25/2017	EMPLOYEE CONTRIBUTIONS FOR 09/22/17	10-000-21600	Employee Deferred Comp.-BS	\$8,442.89					
Totals for VALIC COLLECTIONS:								\$18,653.15					
VELOCITY BUSINESS PRODUCTS, LLC	9/1/2017	63960	94091	9/20/2017	CHAIRS-IGNITION 2 TASK MID BACK	10-008-57750	Small Equipment & Furniture-Matls. Mgmt.	\$615.12					
Totals for VELOCITY BUSINESS PRODUCTS, LLC:								\$615.12					
VERIZON WIRELESS (POB 660108)	9/5/2017	1754 9790700396 09	3425	9/20/2017	ACCT# 920161350-00001	10-005-58200	Telephones-Cellular-Accou	\$35.85					
						10-001-58200	Telephones-Cellular-Admin	\$145.97					
						10-011-58200	Telephones-Cellular-Bill	\$73.84					
						10-006-58200	Telephones-Cellular-Alarm	\$265.66					
						10-004-58200	Telephones-Cellular-Radio	\$247.95					
						10-007-58200	Telephones-Cellular-EMS	\$3,810.08					
						10-016-58200	Telephones-Cellular-Facil	\$355.08					
						10-010-58200	Telephones-Cellular-Fleet	\$35.85					
						10-002-58200	Telephones-Cellular-PA	\$117.98					
						10-015-58200	Telephones-Cellular-Information Technology	\$628.34					
						10-008-58200	Telephones-Cellular-Matls. Mgmt.	\$252.41					
						10-009-58200	Telephones-Cellular-OMD	\$314.50					
						10-039-58200	Telephones-Cellular-Param	\$472.22					

Montgomery County Hospital District
Invoice Expense Allocation Report
Board Meeting 10/24/17- Paid Invoices

Vendor Name	Invoice Date	Invoice No.	Payment No.	Payment Date	Invoice Description	Account No.	Account Description	Amount
	9/5/2017	1754 9790700397 09	3427	9/20/2017	ACCT# 920161350-00002	10-027-58200	Telephones-Cellular-Emerg	\$106.68
						10-007-58200	Telephones-Cellular-EMS	\$336.81
						Totals for VERIZON WIRELESS (POB 660108):		\$7,199.25
VFIS OF TEXAS / REGNIER & ASSOCIATES	9/19/2017	39326	94274	10/4/2017	CREDIT/VFIS-CM-1051153 REMOUNT SHOP 22	10-027-54900	Insurance-Emerg	(\$892.00)
	9/17/2017	39192			RENEWAL INSTALLMENT	10-027-54900	Insurance-Emerg	\$39,436.00
	Totals for VFIS OF TEXAS / REGNIER & ASSOCIATES:				\$38,544.00			
VINSON, BRAD	9/14/2017	VIN091417	94092	9/20/2017	WELLNESS PROGRAM/GYM MEMBERSHIP	10-025-54350	Employee Health\Wellness-Human	\$50.00
	9/30/2017	VIN093017	94388	10/10/2017	WELLNESS PROGRAM/GYM MEMBERSHIP	10-025-54350	Employee Health\Wellness-Human	\$25.00
	Totals for VINSON, BRAD:		\$75.00					
WAGEWORKS	9/1/2017	0817-TR39485	94093	9/20/2017	COBRA ADMINISTRATION FEE 08/01/17 - 08/31/17	10-025-55700	Management Fees-Human	\$173.35
	9/1/2017	1215-TR39485	94093	9/20/2017	COBRA ADMINISTRATION FEE 12/01/15-12/31/15	10-025-55700	Management Fees-Human	\$173.35
	9/1/2017	0816-TR39485	94093	9/20/2017	COBRA ADMINISTRATION FEE 08/01/16-08/31/16	10-025-55700	Management Fees-Human	\$173.35
	9/1/2017	0716-TR39485	94093	9/20/2017	COBRA ADMINISTRATION FEE 07/01/16-07/31/16	10-025-55700	Management Fees-Human	\$173.35
	9/1/2017	0717-TR39485	94093	9/20/2017	COBRA ADMINISTRATION FEE 07/01/17-07/31/17	10-025-55700	Management Fees-Human	\$173.35
	Totals for WAGEWORKS:		\$866.75					
WAL-MART COMMUNITY	9/5/2017	0974 348218 09	3428	9/20/2017	WAREHOUSE RESTOCKING ORDER PO 44212	10-008-57900	Station Supplies-Mater	\$64.08
	9/5/2017	0974 852174 09	3428	9/20/2017	ST 40 MEDICATION FRIDGE	10-008-57900	Station Supplies-Mater	\$59.00
	9/5/2017	0974 738437 09	3428	9/20/2017	INSECT REPELLENT FOR TRUCKS PO 44496	10-008-57900	Station Supplies-Mater	\$119.28
	9/5/2017	0974 576688 09	3428	9/20/2017	WAREHOUSE RESTOCKING ORDER PO 44248	10-008-58700	Uniforms-Matls. Mgmt.	\$139.98
	Totals for WAL-MART COMMUNITY:		\$382.34					
WASTE MANAGEMENT OF TEXAS	9/22/2017	5485146-1792-5	94389	10/10/2017	ACCT #16-53303-73004 STATION 43	10-016-58800	Utilities-Facil	\$123.12
	9/22/2017	54851458-1792-1	94389	10/10/2017	ACCT #16-54354-33009 STATION 41	10-016-58800	Utilities-Facil	\$145.56
	Totals for WASTE MANAGEMENT OF TEXAS:		\$268.68					
WAVEMEDIA, INC	9/1/2017	473461	93889	9/7/2017	TRANSPORT CIRCUIT/INTERNET SERVICES/2 STRANDS DA	10-015-58310	Telephones-Service-Information Technology	\$975.00
						10-015-58310	Telephones-Service-Information Technology	\$975.00
						10-015-58310	Telephones-Service-Information Technology	\$975.00
						10-015-58310	Telephones-Service-Information Technology	\$650.00
						10-015-58310	Telephones-Service-Information Technology	\$300.00
						Totals for WAVEMEDIA, INC:		\$3,875.00
WEAVER AND TIDWELL, LLP	9/19/2017	10341931	94390	10/10/2017	FIRST PROGRESS BILLING FY 2017 AUDIT	10-005-52100	Accounting/Auditing Fees-Accou	\$10,000.00
						Totals for WEAVER AND TIDWELL, LLP:		\$10,000.00
WEIRICH, LLA dba LONE STAR SEPTIC PUMPING	9/1/2017	2867	94094	9/20/2017	SEPTIC PLUMBING REMOVED 2000 GALLONS WASTE	10-016-55600	Maintenance & Repairs-Buildings-Facil	\$640.00
	9/7/2017	2890	94094	9/20/2017	SEPTIC PUMPING REMOVED 2000 WASTE	10-016-55600	Maintenance & Repairs-Buildings-Facil	\$640.00
	9/1/2017	2727	94094	9/20/2017	SEPTIC PUMPING REMOVED 2000 WASTE	10-016-55600	Maintenance & Repairs-Buildings-Facil	\$640.00
	Totals for WEIRICH, LLA dba LONE STAR SEPTIC PUMPING:		\$1,920.00					
WELCH, TAMELLA	9/30/2017	WEL093017	94391	10/10/2017	WELLNESS PROGRAM/CHIROPRACTIC CARE	10-025-54350	Employee Health\Wellness-Human	\$90.00
						Totals for WELCH, TAMELLA:		\$90.00
WHITENER ENTERPRISES, INC.	9/11/2017	33129	94180	9/27/2017	SHOP SUPPLIES	10-010-57725	Shop Supplies-Fleet	\$831.57
	9/1/2017	32648	94392	10/10/2017	FUEL	10-010-54700	Fuel-Fleet	\$1,539.15
	9/1/2017	32644	94392	10/10/2017	FUEL	10-010-54700	Fuel-Fleet	\$2,814.10
	9/9/2017	33144	94392	10/10/2017	FUEL	10-010-54700	Fuel-Fleet	\$2,231.60
	9/2/2017	32782	94392	10/10/2017	FUEL	10-010-54700	Fuel-Fleet	\$3,696.70
	Totals for WHITENER ENTERPRISES, INC.:		\$11,113.12					
WOMBLES, DEVIN	9/30/2017	WOM093017	94394	10/10/2017	WELLNESS PROGRAM/GYM MEMBERSHIP	10-025-54350	Employee Health\Wellness-Human	\$125.00
						Totals for WOMBLES, DEVIN:		\$125.00

Montgomery County Hospital District
Invoice Expense Allocation Report
Board Meeting 10/24/17- Paid Invoices

Vendor Name	Invoice Date	Invoice No.	Payment No.	Payment Date	Invoice Description	Account No.	Account Description	Amount
WOOD, CHRISTOPHER	9/21/2017	WOO092117	94097	9/21/2017	MONIES OWED TO EMPLOYEE PPE 09.16.17	10-000-21400	Accrued Payroll-BS	\$563.17
							Totals for WOOD, CHRISTOPHER:	\$563.17
WOODFOREST NATIONAL BANK (7889)	9/1/2017	SEP 6937554-09	93891	9/7/2017	CAPITAL/LEASE #6937554 P25	10-004-52725	Capital Lease Expense-Radio	\$30,907.16
						10-004-55025	Interest Expense-Radio	\$969.77
							Totals for WOODFOREST NATIONAL BANK (7889):	\$31,876.93
WRIGHT EXPRESS-FLEET FUEL	9/1/2017	WRI090117	3345	9/1/2017	ACCT #5974 08/22/17 - 09/01/17	10-010-54700	Fuel-Fleet	\$15,474.02
	9/11/2017	WRI091117	3353	9/11/2017	ACCT #5974 09/02/17 - 09/11/17	10-010-54700	Fuel-Fleet	\$8,912.33
	9/20/2017	WRI092017	3436	9/20/2017	ACCT #5974 09/12/17 - 09/20/17	10-010-54700	Fuel-Fleet	\$13,870.27
							Totals for WRIGHT EXPRESS-FLEET FUEL:	\$38,256.62
ZEP SALES & SERVICE	9/1/2017	9002997458	94279	10/4/2017	STATION SUPPLIES	10-008-57900	Station Supplies-Mater	\$573.59
							Totals for ZEP SALES & SERVICE:	\$573.59
ZOLL MEDICAL CORPORATION	9/5/2017	2569019	94095	9/20/2017	BATTERY	10-008-54200	Durable Medical Equipment-Mater	\$742.50
	9/5/2017	2568585	94095	9/20/2017	SENSOR/TUBING/PATIENT CABLE	10-008-54200	Durable Medical Equipment-Mater	\$1,208.75
	9/12/2017	1941945 #6		12/1/2017	PYMT 6 OF 6/ACCT# 6559	10-000-14900	Prepaid Expenses-BS	\$225,269.06
						10-000-14900	Prepaid Expenses-BS	\$10,123.19
	9/11/2017	2572125	94182	9/27/2017	CPR STAT PADZ ELECTRODE	10-008-53900	Disposable Medical Supplies-Mater	\$6,720.00
						10-008-53900	Disposable Medical Supplies-Mater	\$126.86
	9/11/2017	2571632	94182	9/27/2017	PAPER, THERMAL	10-008-53900	Disposable Medical Supplies-Mater	\$472.32
						10-008-53900	Disposable Medical Supplies-Mater	\$67.20
	9/11/2017	2571767	94182	9/27/2017	CABLE/BATTERY	10-008-54200	Durable Medical Equipment-Mater	\$1,765.75
	9/13/2017	2573200	94182	9/27/2017	TUBING ASSEMBLY/REUSABLE SENSOT	10-008-54200	Durable Medical Equipment-Mater	\$647.50
	9/15/2017	2574398	94280	10/4/2017	BATTERY, LITHIUM ION	10-008-54200	Durable Medical Equipment-Mater	\$1,113.75
							Totals for ZOLL MEDICAL CORPORATION:	\$248,256.88
CAPITAL PURCHASES								
DAILEY WELLS COMMUNICATION	9/21/2017	17GB072568	94214	10/4/2017	LICENSE, P25 SITE	10-004-52754	Capital Purchase - Equipment-Radio	\$143,196.70
							Totals for DAILEY WELLS COMMUNICATION:	\$143,196.70
QUALITY GENERATORS, LLC	9/1/2017	1093891B	94074	9/20/2017	GENERATOR INSTALL STATION 14 - REMAINING BALANCE	10-016-52754	Capital Purchase - Equipment-Facil	\$10,351.50
	9/1/2017	1093991B	94074	9/20/2017	GENERATOR INSTALL STATION 45 - REMAINING BALANCE	10-016-52754	Capital Purchase - Equipment-Facil	\$8,746.50
	9/1/2017	1093901B	94074	9/20/2017	GENERATOR INSTALL STATION 41 - REMAINING BALANCE	10-016-52754	Capital Purchase - Equipment-Facil	\$16,244.00
	9/1/2017	1094001B	94074	9/20/2017	GENERATOR INSTALL STATION 43 - REMAINING BALANCE	10-016-52754	Capital Purchase - Equipment-Facil	\$8,496.50
							Totals for QUALITY GENERATORS, LLC:	\$43,838.50
STRYKER SALES CORPORATION	9/5/2017	2244415M	94082	9/20/2017	POWER LOAD	10-008-52754	Capital Purchase - Equipment-Mater	\$52,339.04
	9/18/2017	2252609M	94265	10/4/2017	POWER PRO AMBULANCE COT	10-008-52754	Capital Purchase - Equipment-Mater	\$36,342.40
							Totals for STRYKER SALES CORPORATION:	\$88,681.44
US DIGITAL DESIGNS, INC.	9/15/2017	7818	94272	10/4/2017	STATION-LEVEL SUBTOTAL G2 FSAS COMPONENT SYS	10-004-52754	Capital Purchase - Equipment-Radio	\$22,116.50
							Totals for US DIGITAL DESIGNS, INC.:	\$22,116.50

Account Summary

Account Number	Description	Net Amount
10-000-14100	Patient Refunds-BS	\$0.00
10-000-14305	A/R Employee-BS	\$50.00
10-000-14900	Prepaid Expenses-BS	\$276,828.19
10-000-20600	Accounts Payable-Other-BS	\$63,709.73
10-000-21000	Accrued Expenditures-BS	\$1,282.00
10-000-21400	Accrued Payroll-BS	\$12,152.09
10-000-21585	P/R-Flexible Spending-BS-BS	\$2,057.86
10-000-21590	P/R-Premium Cancer/Accident-BS	\$8,552.95
10-000-21595	P/R-Health Savings-BS-BS	\$14,535.68
10-000-21600	Employee Deferred Comp.-BS	\$18,653.15
10-000-21650	TCDRS Defined Benefit Plan-BS	\$226,899.10
10-001-51700	Health & Dental-Admin	\$895.29
10-001-52200	Advertising-Admin	\$23.43
10-001-53150	Conferences - Fees, Travel, & Meals-Admin	\$436.91
10-001-53310	Contractual Obligations-County Appraisal-Admin	\$67,700.15
10-001-54100	Dues/Subscriptions-Admin	\$570.00
10-001-58100	Supplemental Food-Admin	\$1,920.13
10-001-58200	Telephones-Cellular-Admin	\$145.97
10-002-51700	Health & Dental-PA	\$2,049.86
10-002-52700	Business Licenses-PA	\$108.60
10-002-53150	Conferences - Fees, Travel, & Meals-HCAP	\$725.00
10-002-55700	Management Fees-PA	\$31,571.20
10-002-57100	Professional Fees-PA	\$728.50
10-002-58200	Telephones-Cellular-PA	\$117.98
10-004-51700	Health & Dental-Radio	\$926.92
10-004-52725	Capital Lease Expense-Radio	\$30,907.16
10-004-52754	Capital Purchase - Equipment-Radio	\$165,313.20
10-004-53000	Computer Maintenance-Radio	\$23,149.96
10-004-53150	Conferences - Fees, Travel, & Meals-Radio	\$1,838.90
10-004-55025	Interest Expense-Radio	\$969.77
10-004-55600	Maintenance & Repairs-Buildings-Radio	\$1,671.55
10-004-57100	Professional Fees-Radio	\$62,082.46
10-004-57700	Shop Tools-Radio	\$269.64
10-004-57750	Small Equipment & Furniture-Radio	\$27,302.88
10-004-58200	Telephones-Cellular-Radio	\$343.33
10-004-58310	Telephones-Service-Radio	\$238.20
10-004-58800	Utilities-Radio	\$3,236.06
10-005-51700	Health & Dental-Accou	\$1,083.12
10-005-52100	Accounting/Auditing Fees-Accou	\$10,000.00
10-005-57000	Printing Services-Accou	\$150.77
10-005-58200	Telephones-Cellular-Accou	\$35.85
10-006-51700	Health & Dental-Alarm	\$5,172.36
10-006-52600	Books/Materials-Alarm	\$1,320.99
10-006-53150	Conferences - Fees, Travel, & Meals-Alarm	\$380.66
10-006-56200	Mileage Reimbursements-Alarm	\$83.13
10-006-58200	Telephones-Cellular-Alarm	\$265.66
10-007-51700	Health & Dental-EMS	\$36,025.39
10-007-53150	Conferences - Fees, Travel, & Meals-EMS	\$1,572.07
10-007-54100	Dues/Subscriptions-EMS	\$55.00
10-007-56100	Meeting Expenses-EMS	\$12.94
10-007-56200	Mileage Reimbursements-EMS	\$398.02
10-007-56700	Paging System-EMS	\$249.00
10-007-57100	Professional Fees-EMS	\$3,000.00
10-007-57750	Small Equipment & Furniture-EMS	\$22,671.53
10-007-58200	Telephones-Cellular-EMS	\$4,184.88
10-008-51700	Health & Dental-Matls. Mgmt.	\$1,339.29
10-008-52500	Bio-Waste Removal-Mater	\$2,459.61
10-008-52754	Capital Purchase - Equipment-Mater	\$88,681.44
10-008-53800	Disposable Linen-Mater	\$10,433.70
10-008-53900	Disposable Medical Supplies-Mater	\$79,950.93

Account Summary

Account Number	Description	Net Amount
10-008-54000	Drug Supplies-Mater	\$21,781.00
10-008-54200	Durable Medical Equipment-Mater	\$9,645.05
10-008-55650	Maintenance-Contract Equipment-Mater	\$102.00
10-008-56200	Mileage Reimbursements-Matls. Mgmt.	\$6.68
10-008-56300	Office Supplies-Matls. Mgmt.	\$101.46
10-008-56600	Oxygen & Gases-Mater	\$5,762.72
10-008-56900	Postage-Meter	\$2,974.90
10-008-57000	Printing Services-Matls. Mgmt.	\$447.26
10-008-57650	Repair-Equipment-Matls. Mgmt.	\$135.00
10-008-57750	Small Equipment & Furniture-Matls. Mgmt.	\$2,890.31
10-008-57900	Station Supplies-Mater	\$9,663.98
10-008-58100	Supplemental Food-Matls. Mgmt.	\$491.01
10-008-58200	Telephones-Cellular-Matls. Mgmt.	\$318.48
10-008-58700	Uniforms-Matls. Mgmt.	\$27,707.13
10-009-51700	Health & Dental-OMD	\$2,163.84
10-009-52600	Books/Materials-OMD	\$6,454.87
10-009-52950	Community Education-Dept	\$309.00
10-009-54450	Employee Recognition-OMD	\$130.00
10-009-56100	Meeting Expenses-OMD	\$519.09
10-009-56200	Mileage Reimbursements-OMD	\$123.84
10-009-57000	Printing Services-OMD	\$391.45
10-009-57100	Professional Fees-OMD	\$12,860.00
10-009-58200	Telephones-Cellular-OMD	\$314.50
10-009-58500	Training/Related Expenses-CE-OMD	\$15,271.70
10-010-51700	Health & Dental-Fleet	\$1,575.37
10-010-52000	Accident Repair-Fleet	\$3,743.40
10-010-54100	Dues/Subscriptions-Fleet	\$1,295.00
10-010-54500	Equipment Rental-Fleet	\$157.22
10-010-54700	Fuel-Fleet	\$48,603.24
10-010-54800	Hazardous Waste Removal-Fleet	\$106.25
10-010-55100	Laundry Service & Purchase-Fleet	\$268.95
10-010-56200	Mileage Reimbursements-Fleet	\$53.28
10-010-56400	Oil & Lubricants-Fleet	\$4,403.77
10-010-57650	Repair-Equipment-Fleet	\$393.67
10-010-57700	Shop Tools-Fleet	\$49.97
10-010-57725	Shop Supplies-Fleet	\$1,272.56
10-010-57750	Small Equipment & Furniture-Fleet	\$4,006.96
10-010-58200	Telephones-Cellular-Fleet	\$35.85
10-010-58600	Travel Expenses-Fleet	\$400.00
10-010-58900	Vehicle-Batteries-Fleet	\$908.65
10-010-59000	Vehicle-Outside Services-Fleet	\$746.00
10-010-59050	Vehicle-Parts-Fleet	\$20,304.01
10-010-59100	Vehicle-Registration-Fleet	\$77.00
10-010-59150	Vehicle-Tires-Fleet	\$4,671.68
10-011-51700	Health & Dental-Bill	\$2,429.26
10-011-52900	Collection Fees-Bill	\$29,524.80
10-011-56200	Mileage Reimbursements-EMS B	\$27.65
10-011-58200	Telephones-Cellular-Bill	\$73.84
10-015-51700	Health & Dental-Information Technology	\$985.51
10-015-52700	Business Licenses-Information Technology	\$175.00
10-015-53000	Computer Maintenance-Information Technology	\$65,419.04
10-015-53050	Computer Software-Information Technology	\$19,541.14
10-015-53075	Computer Software - MDC First Responder-Infor	\$30,561.05
10-015-53100	Computer Supplies/Non-Cap.-Information Technology	\$168.84
10-015-55400	Leases/Contracts-Information Technology	\$6,201.60
10-015-57100	Professional Fees-Information Technology	\$35,980.50
10-015-57650	Repair-Equipment-Information Technology	\$763.83
10-015-57750	Small Equipment & Furniture-Information Technology	\$3,679.89
10-015-58200	Telephones-Cellular-Information Technology	\$789.50
10-015-58310	Telephones-Service-Information Technology	\$10,315.13

Account Summary

Account Number	Description	Net Amount
10-015-58320	Telephones - Long Distance-Information Technology	\$719.59
10-016-51700	Health & Dental-Facil	\$828.14
10-016-52754	Capital Purchase - Equipment-Facil	\$43,838.50
10-016-55600	Maintenance & Repairs-Buildings-Facil	\$64,082.82
10-016-57500	Rent-Facil	\$5,201.17
10-016-57700	Shop Tools-Facil	\$849.01
10-016-57725	Shop Supplies-Facil	\$3,612.60
10-016-57750	Small Equipment & Furniture-Facil	\$2,375.00
10-016-58200	Telephones-Cellular-Facil	\$355.08
10-016-58800	Utilities-Facil	\$29,560.00
10-025-51700	Health & Dental-Human	\$695.66
10-025-51710	Health Insurance Claims-Human	\$231,677.96
10-025-51720	Health Insurance Admin Fees-Human	\$111,213.92
10-025-54350	Employee Health\Wellness-Human	\$3,628.20
10-025-54450	Employee Recognition-Human	\$65.70
10-025-55500	Legal Fees-Human	\$11,519.50
10-025-55700	Management Fees-Human	\$866.75
10-025-57100	Professional Fees-Human	\$29,780.82
10-025-57300	Recruit/Investigate-Human	\$3,606.00
10-025-58550	Tuition Reimbursement-Human	\$16,050.76
10-026-51700	Health & Dental-Recor	\$655.24
10-026-56500	Other Services-Recor	\$233.25
10-027-51700	Health & Dental-Emerg	\$301.81
10-027-54000	Drug Supplies-Emerg	\$1,074.20
10-027-54900	Insurance-Emerg	\$38,544.00
10-027-56200	Mileage Reimbursements-Emerg	\$97.58
10-027-58200	Telephones-Cellular-Emerg	\$106.68
10-039-51700	Health & Dental-Param	\$990.54
10-039-56500	Other Services-Param	\$925.00
10-039-58200	Telephones-Cellular-Param	\$472.25
GRAND TOTAL:		<u>\$2,343,692.55</u>

JPM Morgan Chase Bank

September Credit Card Transactions

Vendor name	Invoice number	Invoice date	Description	Invoice amount
ACEP	4784 2300 10/05/17	10/5/17	ACEP REGISTRATION/C. AIKEN 9/26/17	\$132.00
ACEP	4784 2359 10/05/17	10/5/17	ACEP REGISTRATION/K. CROCKER 09/26/17	\$132.00
ACEP	4784 2904 10/05/17	10/5/17	REGISTRATION/R. DICKSON 09/26/17	\$725.00
AHA SESSIONS	4784 3946 10/05/17	10/5/17	AHA REGISTRATION/B. WARD 11/11-11/17	\$835.00
ALLEN'S SAFE AND LOCK	9390 9238 10/05/17	10/5/17	STATION 90 DOOR KNOBS 7 LOCKS	\$539.60
ALLEN'S SAFE AND LOCK	9390 2667 10/05/17	10/5/17	STATION 90 DOOR LOCKS & KNOBS	\$269.80
ALLEN'S SAFE AND LOCK	9390 0698 10/05/17	10/5/17	STATION 43 FRONT DOOR LATCH PROTECTOR	\$15.00
AMERICAN AIRLINES	3629 7461 10/05/17	10/5/17	FLIGHT/ACB 360/WEBB 10/22/17	\$434.60
AMERICAN AIRLINES	3629 7479 10/05/17	10/5/17	FLIGHT/ABC 360/CONTTRELL 10/22/17	\$434.60
AMERICAN AIRLINES	4784 4636 10/05/17	10/5/17	FLIGHT/ACEP/AIKEN 10/29/17	\$368.09
AMERICAN AIRLINES	4784 6227 10/05/17	10/5/17	FLIGHT/ACEP/DICKSON 10/28/17	\$336.40
AMERICAN AMBULANCE ASSOC.	4784 0077 10/05/17	10/5/17	REGISTRATION/BOSWELL/JASZKOWIAK/ANDERSON 11/12-11/15	\$2,397.00
AMERICAN AMBULANCE ASSOC.	3629 0069 10/05/17	10/5/17	AAA CONF/WEB/CONTTRELL 11/12/17	\$1,598.00
AT&T (105414)	1754 2812598210 10	10/5/17	STATION 40 FIRE PANEL/09/13/17-10/12/17	\$115.32
C & R WATER SUPPLY, INC	1754 1526 10/05/17	10/5/17	STATION 44 07/21/17-08/18/17	\$84.84
CAESARS PLACE	3629 7219 10/05/17	10/5/17	HOTEL DEPOSIT/AAA CONF/R. JOHNSON 11/12/17	\$225.63
CAESARS PLACE	3629 7607 10/05/17	10/5/17	HOTEL DEPOSIT/WEBB 11/12/17	\$225.63
CAESARS PLACE	4784 7755 10/05/17	10/5/17	HOTEL/AAA/JASZKOWIAK 09/26/17	\$225.63
CAESARS PLACE	4784 8027 10/05/17	10/5/17	HOTEL/AAA/BOSWELL 09/26/17	\$225.63
CAESARS PLACE	4784 8258 10/05/17	10/5/17	HOTELS/AAA/ANDERSON 09/26/17	\$225.63
CALLFIRE, INC. dba EZ TEXTING, CLUB TEXTING BILLING, SKYY CO	1754 10/05/17	10/5/17	EX TEXTING 09/01/17-09/30/17	\$549.00
CHUY'S	4549 0598 10/05/17	10/5/17	FLEET EMPLOYEE APPRECIATION LUNCHEON	\$186.31
CITY OF HOUSTON	4549 3467 10/05/17	10/5/17	PARKING CITATION FOR SHOP 601	\$72.50
COBURN SUPPLY COMPANY, INC.	9390 9093 10/05/17	10/5/17	STATION 32 HVAC REPAIR	\$28.82
COMCAST CORPORATION	1754 0849557 10/17	10/5/17	STATION 23 10/16/17-11/15/17	\$111.26
CONROE COURIER	1754 0054 10/05/17	10/5/17	ANNUAL SERVICE/7 DAYS A WEEK	\$144.60
CONROE NOON LIONS CLUB	4028 5552 10/05/17	10/5/17	MEMBERSHIP DUES	\$55.00
DEPARTMENT OF STATE HEALTH SERVICE (149347) dshs	6430 4127 10/05/17	10/5/17	STATE RENEWAL	\$96.00
DEPARTMENT OF STATE HEALTH SERVICE (149347) dshs	6430 2017 10/05/17	10/5/17	STATE RENEWAL	\$96.00
DEPARTMENT OF STATE HEALTH SERVICE (149347) dshs	6430 5744 10/05/17	10/5/17	STATE RENEWAL	\$126.00
DEPARTMENT OF STATE HEALTH SERVICE (149347) dshs	6430 5529 10/05/17	10/5/17	STATE RENEWAL	\$34.00
DEPARTMENT OF STATE HEALTH SERVICE (149347) dshs	6430 9006 10/05/17	10/5/17	STATE RENEWAL	\$126.00
DEPARTMENT OF STATE HEALTH SERVICE (149347) dshs	6430 4537 10/05/17	10/5/17	STATE RENEWAL	\$96.00
DEPARTMENT OF STATE HEALTH SERVICE (149347) dshs	6430 2995 10/05/17	10/5/17	STATE RENEWAL	\$32.00
DIRECTV	1754 022828155 10/17	10/5/17	STATION 43 09/28/17-10/27/17	\$216.36
DIRECTV	1754 007003034 10/17	10/5/17	MOCO CONSTABLE 09/11/17-10/10/17	\$216.36
DIRECTV	1754 026363325 10/17	10/5/17	STATION 45 09/12/17-10/11/17	\$216.36
DIRECTV	1754 026721655 10/17	10/5/17	STATION 32 09/06/17-10/05/17	\$216.36
DIRECTV	1754 052835057 10/17	10/5/17	STATION 40 09/10/17-10/09/17	\$124.98
DIRECTV	1754 007780873 10/17	10/5/17	STATION 31 08/05/17-09/04/17	\$216.36
ELLIOTT ELECTRIC SUPPLY, INC	9390 4004 10/05/17	10/5/17	STATION 32 WATER SYSTEM ELECTRICAL	\$355.07
ELLIOTT ELECTRIC SUPPLY, INC	9390 4087 10/05/17	10/5/17	SHOP TOOLS	\$145.68
ELLIOTT ELECTRIC SUPPLY, INC	9390 7287 10/05/17	10/5/17	STATION 90 SHORE LINE PIG TAILS SUPPLY	\$245.70
EMBASSY SUITES	4784 3062 10/05/17	10/5/17	HOTEL/ASM/ANDERSON 09/16/17	\$833.58
EMBASSY SUITES	4784 3070 10/05/17	10/5/17	HOTEL/ASM/BOSWELL 09/16/17	\$833.58
EMBASSY SUITES	4784 3179 10/05/17	10/5/17	HOTEL/ASM/JASZKOWIAK 09/16/17	\$833.58
EMS WORLD EXPO	3629 5658 10/05/17	10/5/17	EMS EXPO/A.KARRER 11/13/15	\$455.00
EMS WORLD EXPO	3629 10/05/17	10/5/17	EMS EXPO/S. HENNERS 11/13/17	\$455.00
EXPEDIA	3629 1495 10/05/17	10/5/17	AVIS CAR RENTAL/ACB 360/WEBB/CONTTRELL 10/2017	\$264.09
EXPEDIA	3629 6408 10/05/17	10/5/17	HOTEL/GFOAT/B. ALLEN & S. WOLEBEN 11/02	\$1,011.62
EXPEDIA	3629 2682 10/05/17	10/5/17	FLIGHT CANCELLATION/R. JOHNSON	\$20.00
EXPEDIA	3629 7693 10/05/17	10/5/17	HOTEL/PH NEDSS/WOMBLES 10/02/17	\$354.20
EXPEDIA	3629 3510 10/05/17	10/5/17	HOTEL/NEDSS/MASSEY	\$217.85
EXPEDIA	3629 6689 10/05/17	10/5/17	SETRAC CONF/CLARKSON	\$230.00
EXPEDIA	3629 3371 10/05/17	10/5/17	HOTEL/SETRAC/SPOON	\$233.46
EXPEDIA	3629 0000 10/05/17	10/5/17	SETRAC CONF/WILLIAMS	\$353.06
EXPEDIA	3629 10/05/17	10/5/17	HOTEL/SETRAC/LEAL	\$353.06

JPM Morgan Chase Bank

September Credit Card Transactions

Vendor name	Invoice number	Invoice date	Description	Invoice amount
FEDERAL EXPRESS (POB 660481)	1754 592855150 10	10/5/17	ACCT# 2319-6903-9	\$327.35
FEDERAL EXPRESS (POB 660481)	1754 594300851 10	10/5/17	ACCT# 2319-6903-9	\$20.90
FTD/AMERINET	0974 6902 10/05/17	10/5/17	FLOWERS/FAMILY OF MARIE MOORE	\$68.02
HARRIS COUNTY TOLL ROAD AUTHORITY	4549 1111 10/05/17	10/5/17	TOLL/AUTO CHARGE	\$440.00
HERSHEY LODGE	3629 0628 10/05/17	10/5/17	HOTEL/WEBB/CONTTRELL 11/12/17	\$202.02
HILTON	3629 5772 10/05/17	10/5/17	HOTEL DEPOSIT/A. KARRER 11/13/17	\$170.07
HIPPA TRAINING.COM	1754 0635 10/05/17	10/5/17	HIPAA AWARENESS TRAINING	\$4,896.50
HOBBY LOBBY	0974 8733 10/05/17	10/5/17	REACCREDITED FRAMES	\$214.61
HOLIDAY INN	4784 3052 10/05/17	10/5/17	HOTEL/ACEP/AIKEN/10/28/17	\$435.06
HOLIDAY INN	4784 3607 10/05/17	10/5/17	HOTEL/ACEP/DICKSON 10/28/17	\$412.10
HOME DEPOT CREDIT SERVICES	9390 3517 10/05/17	10/5/17	SHOP SUPPLIES	\$209.82
HOME DEPOT CREDIT SERVICES	9390 9968 10/05/17	10/5/17	STATION 12 DOOR CATCH	\$38.50
HOME DEPOT CREDIT SERVICES	9390 1410 10/05/17	10/5/17	STATION 32 DISH WASHER REPLACEMENT	\$362.97
HOME DEPOT CREDIT SERVICES	9390 1428 10/05/17	10/5/17	TRUCK TOOLS	\$17.24
HOME DEPOT CREDIT SERVICES	9390 1436 10/05/17	10/5/17	ADMIN/SC EYE BOTS FOR HVAC	\$23.89
HOME DEPOT CREDIT SERVICES	9390 6717 10/05/17	10/5/17	SHOP TOOLS	\$137.74
HOME DEPOT CREDIT SERVICES	9390 6725 10/05/17	10/5/17	SHOP SUPPLIES	\$360.34
HOME DEPOT CREDIT SERVICES	9390 7871 10/05/17	10/5/17	STATION 44 A/C DRAIN LINE REPAIR	\$2.21
HOME DEPOT CREDIT SERVICES	9390 6450 10/05/17	10/5/17	SHOP TOOLS	\$119.00
HOME DEPOT CREDIT SERVICES	9390 6468 10/05/17	10/5/17	CO2 ALARM	\$49.97
HOME DEPOT CREDIT SERVICES	9390 7634 10/05/17	10/5/17	SHOP TOOLS	\$55.83
HOME DEPOT CREDIT SERVICES	9390 7642 10/05/17	10/5/17	SHOP SUPPLIES	\$185.53
HOME DEPOT CREDIT SERVICES	9390 2466 10/05/17	10/5/17	SHOP TOOLS	\$110.86
HOME DEPOT CREDIT SERVICES	9390 2474 10/05/17	10/5/17	SHOP SUPPLIES	\$75.30
HOME DEPOT CREDIT SERVICES	9390 3241 10/05/17	10/5/17	WATER HOSE FOR SUB PUMP	\$7.97
HOME DEPOT CREDIT SERVICES	9390 3258 10/05/17	10/5/17	SHOP TOOLS	\$128.92
HOME DEPOT CREDIT SERVICES	9390 3266 10/05/17	10/5/17	STATION 40 WATER LEAK REPAIR	\$10.06
HOME DEPOT CREDIT SERVICES	9390 0792 10/05/17	10/5/17	SHOP TOOLS	\$149.00
HYATT PLACE	8383 8693 10/05/17	10/5/17	FPIC CONFERENCE/JUSTIN EVANS 09/18/17	\$275.48
HYATT PLACE	8383 8891 10/05/17	10/5/17	FPIC CONFERENCE/CHAD THACKER 09/18/17	\$275.48
JONES AND BARTLETT LEARNING, LLC	4028 3328 10/05/17	10/5/17	PHTLS ONLINE CE'S	\$39.95
KROGER TEXAS L.P.	0974 1576 10/05/17	10/5/17	CP EMPLOYEE GIFT CARDS	\$404.75
KROGER TEXAS L.P.	0974 1614 10/05/17	10/5/17	MM EMPLOYEE GIFT CARDS	\$439.60
KROGER TEXAS L.P.	0974 9001 10/05/17	10/5/17	SAVE REUNION SNACKS 10/03/17	\$42.98
LOWE'S COMPANIES, INC.	9390 5910 10/05/17	10/5/17	ROOF REPAIR HURRICAN HARVEY	\$17.00
LOWE'S COMPANIES, INC.	9390 0769 10/05/17	10/5/17	OVERHEAD DOOR LUBES	\$19.45
LOWE'S COMPANIES, INC.	9390 0634 10/05/17	10/5/17	ADMIN-PORTABLE A/C UNITS FOR ALARM	\$925.75
LOWE'S COMPANIES, INC.	9390 7996 10/05/17	10/5/17	FUEL TANKS FOR ZUMRO GENERATOR	\$59.94
MONTGOMERY CNTY TAX ASSESSOR-COL TAMMY J MCRAE	4549 2878 10/05/17	10/5/17	REGISTRATION SHOP 22	\$17.11
MONTGOMERY VEHICLE REG	4549 7187 10/05/17	10/5/17	REGISTRATION OF SHOPS 14/17/332/612/615	\$82.25
MONTGOMERY VEHICLE REG	4549 4021 10/05/17	10/5/17	REGISTRATION SHOPS 12/23/25/34/65/55/TRAILER	\$80.00
MOORE SUPPLY	9390 6587 10/05/17	10/5/17	STATION 32 BATHROOM REPAIR	\$96.77
NAEMT	6430 2853 10/05/17	10/5/17	EMS COURSE MATERIAL	\$60.00
NAEMT	6430 4343 10/05/17	10/5/17	EMS COURSE MATERIAL	\$80.00
NAEMT	6430 8357 10/05/17	10/5/17	EMS COURSE MATERIAL	\$160.00
PARADISE FOOD	4549 0010 10/05/17	10/5/17	FUEL FOR SHOP M32/31	\$50.64
PARADISE FOOD	9450 0799 10/05/17	10/5/17	FUEL M32/SHOP 31	\$52.00
PAYPAL TEMSA	3629 3197 10/05/17	10/5/17	SETRAC CONF/LEAL/10/2017	\$230.00
PAYPAL TEMSA	3629 0000 10/05/17	10/5/17	SETRAC CONF/W.WILLIAMS	\$230.00
PAYPAL TEMSA	3629 10/05/17	10/5/17	SETRAC CONF/S. HENNNERS 10/2017	\$230.00
PIZZA HUT	0974 0056 10/05/17	10/5/17	EMPLOYEE REC LUNCHEON	\$36.98
PREMIERE GLOBAL SERVICES	1754 24408147 10	10/5/17	ACCT# 8071370 08/13/17-09/12/17	\$116.10
PWW	3629 2921 10/05/17	10/5/17	ACB 360 CONF/WEBB/CONTTRELL 10/21/17	\$1,880.00
READY REFRESH BY NESTLE	1754 123392599 10/17	10/5/17	STATION 23 08/13/17-09/12/17	\$1.99
READY REFRESH BY NESTLE	1754 124330192 10/17	10/5/17	STATION 14 08/11/17-09/10/17	\$10.96
RELIANT ENERGY	1754 91123703 10/17	10/5/17	STATION 40 07/28/17-08/28/17	\$906.57
RELIANT ENERGY	1754 703320333 10/17	10/5/17	STATION 40/SECURITY LIGHT 07/28/17-08/28/17	\$55.18

JPM Morgan Chase Bank

September Credit Card Transactions

Vendor name	Invoice number	Invoice date	Description	Invoice amount
ROESSLER EQUIPMENT CO INC.	9390 2077 10/05/17	10/5/17	ADMIN A/C MOTOR FOR ALARM	\$1,330.00
SOUTHWEST AIRLINES	4784 7238 10/05/17	10/5/17	FLIGHT/ACEP/CROKCE 10/28/17	\$294.96
STERICYCLE, INC	1754 4007359590 10	10/5/17	ACCT# 2055356	\$2,459.61
TEXAS MUNICIPAL LEAGUE	3629 0833 10/05/17	10/5/17	GFOAT CONF/S. WOLEBEN 11/02/17	\$220.00
TEXAS MUNICIPAL LEAGUE	3629 0841 10/05/17	10/5/17	GFOAT CONF/B. ALLEN 11/02/17	\$345.00
TRAINING ABC	1754 19581 10/05/17	10/5/17	HARASSMENT HEALTHCARE VERSION	\$620.00
UNITED AIRLINES	3629 7748 10/05/17	10/5/17	FLIGHT/IRCP CONF/A. KARRER 10/14/17	\$252.40
UNITED AIRLINES	4784 7339 10/05/17	10/5/17	FLIGHT/AHA/WARD 11/10/17	\$256.40
UNITED AIRLINES	4784 8022 10/05/17	10/5/17	FLIGHT/AAA/ANDERSON 11/12/17	\$248.40
UNITED AIRLINES	4784 8030 10/05/17	10/5/17	FLIGHT/AAA/BOSWELL 11/12/17	\$248.40
UNITED AIRLINES	4784 4048 10/05/17	10/5/17	FLIGHT/AAA/JASZKOWIAK 11/12/17	\$248.40
UNITED AMERICAN	3629 2826 10/05/17	10/5/17	FLIGHT/R. JOHNSON AAA CONF 11/12/17	\$288.40
UPS	1754 3979 10/05/17	10/5/17	ACCT# A690R4	\$533.82
VERIZON WIRELESS (POB 660108)	1754 9792448487-22	10/5/17	ACCT# 920161350-00001 08/09/17-09/09/17	\$419.58
VERIZON WIRELESS (POB 660108)	1754 9792448487 10/1	10/5/17	ACCT# 920161350-00001 08/09/17-09/09/17	\$6,735.81
VERIZON WIRELESS (POB 660108)	1754 9792448488 10	10/5/17	ACCT# 920161350-00002 08/10/17-09/09/17	\$341.91
WAL-MART COMMUNITY	0974 3522 10/05/17	10/5/17	STATION SUPPLIES	\$35.93
WAL-MART COMMUNITY	0974 1810 10/05/17	10/5/17	RESTOCKING ORDER/STATION SUPPLIES	\$44.95
WASTE MANAGEMENT OF TEXAS	1754 547065517922 10	10/5/17	ACCT# 9-13656-13009	\$1,794.39
ZOLL DATA SYSTEMS	3629 9746 10/05/17	10/5/17	ZOLL CONF/WEBB 11/12/17	\$595.00
TOTAL				<u>\$53,122.27</u>

MCHD Surplus/Salvage
October 2017

Qty	Serial Number	MCHD Tag	Product Description	S/S	Reason
1	HO1404	9574	EZ IO DRIVER	salvage	Unit no longer functions. Unit cannot be repaired.
1	N/A	5741	ViewSonic VS10047	Salvage	Broken, Nonrepairable
1	N/A	6520	DELL 1905FP	Salvage	Broken, Nonrepairable
1	N/A	7194	DELL 1707FPt	Salvage	Broken, Nonrepairable
1	N/A	7264	DELL 1707FPc	Salvage	Broken, Nonrepairable
1	N/A	7679	DELL 1907FPVt	Salvage	Broken, Nonrepairable
1	N/A	7703	DELL 1907FPVt	Salvage	Broken, Nonrepairable
1	N/A	8010	DELL 1908FPc	Salvage	Broken, Nonrepairable
1	N/A	8096	DELL 1908Pt	Salvage	Broken, Nonrepairable
1	N/A	8724	DELL 1908FPc	Salvage	Broken, Nonrepairable
1	N/A	9350	DELL P2211Ht	Salvage	Broken, Nonrepairable
1	N/A	9776	DELL P2211Ht	Salvage	Broken, Nonrepairable
1	N/A	N/A	SAMGSUNG 2243BWT	Salvage	Broken, Nonrepairable
1	N/A	N/A	DELL 1905FP	Salvage	Broken, Nonrepairable
1	N/A	5625	DELL SE2417HG	Salvage	Broken, Nonrepairable
1	N/A	6475	DELL SE2417HG	Salvage	Broken, Nonrepairable
1	N/A	6512	DELL SE2417HG	Salvage	Broken, Nonrepairable
1	N/A	7181	DELL SE2417HG	Salvage	Broken, Nonrepairable
1	N/A	7191	DELL SE2417HG	Salvage	Broken, Nonrepairable
1	N/A	7263	DELL SE2417HG	Salvage	Broken, Nonrepairable
1	N/A	7611	DELL SE2417HG	Salvage	Broken, Nonrepairable
1	N/A	8098	DELL SE2417HG	Salvage	Broken, Nonrepairable
1	N/A	8111	DELL SE2417HG	Salvage	Broken, Nonrepairable
1	N/A	8140	DELL SE2417HG	Salvage	Broken, Nonrepairable
1	N/A	8140	DELL SE2417HG	Salvage	Broken, Nonrepairable
1	N/A	8466	DELL SE2417HG	Salvage	Broken, Nonrepairable
1	N/A	8468	DELL SE2417HG	Salvage	Broken, Nonrepairable
1	N/A	9347	DELL SE2417HG	Salvage	Broken, Nonrepairable

1	N/A	7685	DELL 1707FPt	Salvage	Broken, Nonrepairable
1	N/A	6576	DELL E171FPb	Salvage	Broken, Nonrepairable
1	N/A	6498	DELL 1907FPVt	Salvage	Broken, Nonrepairable
1	N/A	CAP20315	DELL SE2417HG	Salvage	Broken, Nonrepairable
1	N/A	9178	ViewSonic VS13239	Salvage	Broken, Nonrepairable
1	N/A	9457	PANASONIC CF-19RCRAX1M	Salvage	Broken, Out of Warranty
1	N/A	9459	PANASONIC CF-19RCRAX1M	Salvage	Broken, Out of Warranty
1	1AKYA25144	9459	PANASONIC CF-19RCRAX1M	Salvage	Broken, Out of Warranty
1	1AKYA25140	9457	PANASONIC CF-19RCRAX1M	Salvage	Broken, Out of Warranty
1	1AKYA25081	N/A	PANASONIC CF-19RCRAX1M	Salvage	Broken, Out of Warranty
1	1AKYZ25072	9461	PANASONIC CF-19RCRAX1M	Salvage	Broken, Out of Warranty
1	OGKSA85927	9372	PANASONIC CF-19RDRAx6M	Salvage	Broken, Out of Warranty
1	OGKSA85892	9378	PANASONIC CF-19RDRAx6M	Salvage	Broken, Out of Warranty
1	1AKSA25130	9455	PANASONIC CF-19RCRAX1M	Salvage	Broken, Out of Warranty
1	OGKSA8951	9376	PANASONIC CF-19RDRAx6M	Salvage	Broken, Out of Warranty
1	1AKYA25132	9458	PANASONIC CF-19RCRAX1M	Salvage	Broken, Out of Warranty
1	1AKYA25092	9451	PANASONIC CF-19RCRAX1M	Salvage	Broken, Out of Warranty
1	1AKYA25071	9463	PANASONIC CF-19RCRAX1M	Salvage	Broken, Out of Warranty
1	N/A	7199	CISCO	Salvage	Broken, Nonrepairable
1	N/A	9283	CISCO SFE2000P	Salvage	Broken, Nonrepairable
1	N/A	9291	DENON DN-F650R	Salvage	Broken, Nonrepairable
1	N/A	N/A	Quantum Superloader 3	Salvage	Broken, Nonrepairable
1	N/A	N/A	APC LCD	Salvage	Broken, Nonrepairable
1	N/A	N/A	APC LCD	Salvage	Broken, Nonrepairable
1	N/A	N/A	CISCO	Salvage	Broken, Nonrepairable
1	N/A	N/A	Super Server 6014V-T2	Salvage	Broken, Nonrepairable
1	N/A	8171	DELL DCNE	Salvage	Broken, Out of Warranty
1	N/A	9078	DELL DCNEIF	Salvage	Broken, Out of Warranty
	103TALA137	2602	MOTOROLA CDM750 MOBILE RADIO	SALVAGE	No longer in use
	103TALA130	2591	MOTOROLA CDM750 MOBILE RADIO	SALVAGE	No longer in use
	103TAL6409	2614	MOTOROLA CDM750 MOBILE RADIO	SALVAGE	No longer in use
	103TANA631	5267	MOTOROLA CDM750 MOBILE RADIO	SALVAGE	No longer in use
	103TALA136	2603	MOTOROLA CDM750 MOBILE RADIO	SALVAGE	No longer in use
	402AVQE019	1385	MOTOROLA HT1000 PORTABLE RADIO	SALVAGE	No longer in use
	402AVQE026	N/A	MOTOROLA HT1000 PORTABLE RADIO	SALVAGE	No longer in use
	402AUYA216	N/A	MOTOROLA HT1000 PORTABLE RADIO	SALVAGE	No longer in use
	402AVQE014	1518	MOTOROLA HT1000 PORTABLE RADIO	SALVAGE	No longer in use
	402AUYA215	1516	MOTOROLA HT1000 PORTABLE RADIO	SALVAGE	No longer in use
	402AUYA217	1520	MOTOROLA HT1000 PORTABLE RADIO	SALVAGE	No longer in use
	402AVQE027	1517	MOTOROLA HT1000 PORTABLE RADIO	SALVAGE	No longer in use
	1778586	N/A	BASE STATION M7100 MOBILE RADIO	SALVAGE	No longer in use
	0001MTH0178A	6211	DHYDRATOR DRYLINE MT-050	SALVAGE	Broken
	10WDTX0005044	N/A	DHYDRATOR DRYLINE MT-050	SALVAGE	Broken

AGENDA ITEM # 30

Board Mtg.: 10/24/17

Montgomery County Hospital District

Proceeds from Sale of Assets

10/01/2016 - 09/30/2017

Account Name	Description	Sale Date	Sale of Surplus
Vehicles	2010 Dodge Ram 3500 - 237,850 miles	2/7/2017	6,170.00
Vehicles	2014 Chevy Tahoe - 29,839 miles	3/28/2017	3,460.00
Vehicles	2010 Dodge Ram 3500 - 223,323 miles	4/4/2017	7,600.00
Vehicles	2010 Dodge Ram 3500 - 222,539 miles	5/16/2017	6,165.00
Vehicles	2010 Dodge Ram 3500 - 195,972 miles	7/18/2017	8,210.00
Vehicles	2009 Chevy Tahoe - 184,392 miles	9/12/2017	4,655.00
Vehicles	2002 Ford Taurus LX - 142,839 miles	9/12/2017	850.00
Vehicles	2010 Dodge Ram 3500 - 191,085 miles	9/26/2017	7,510.00
Vehicles	2009 Chevy Tahoe - 177,806 miles	9/26/2017	5,149.00
Vehicles Total			<u>49,769.00</u>
Total Proceeds			<u><u>49,769.00</u></u>

**MINUTES OF A REGULAR MEETING
OF THE BOARD OF DIRECTORS
MONTGOMERY COUNTY HOSPITAL DISTRICT**

The regular meeting of the Board of Directors of Montgomery County Hospital District was duly convened at 4:00 p.m., September 26, 2017 in the Administrative offices of the Montgomery County Hospital District, 1400 South Loop 336 West, Conroe, Montgomery County, Texas.

1. Call to Order

Meeting called to order at 4:00 p.m.

2. Invocation

Led by Mr. Bagley

3. Pledge of Allegiance

Led by Mr. Spratt

4. Roll Call

Present:

Bob Bagley
Chris Grice
Mark Cole
Kenn Fawn
Sandy Wagner
Brad Spratt
Georgette Whatley

5. Public Comment

John Nicks made a public comment to the board.

6. Special Recognition:

September employee recognition will be recognized at the October, 2017 board meeting.

7. Consider and act on ratification of contracts with additional network providers for indigent care. (Mrs. Wagner, Chair - Indigent Care Committee)

Mrs. Wagner made a motion to consider and act on ratification of contracts with additional network providers for indigent care. Ms. Whatley offered a second and motion passed unanimously.

8. Consider and act upon reassessment of flood damaged properties in Montgomery County for the 2017 tax year as provided by section 23.02 of the Texas Tax Code and to discuss any other MCHD budget action to be taken in regard to this matter. (Mr. Grice, Treasurer–MCHD Board)

Mrs. Tammy McRae, Montgomery County Tax Assessor and Mr. Tony Belinoski, Montgomery County Chief Appraiser gave a presentation to the board.

Mr. Grice made a motion to approve reassessment of flood damaged properties in Montgomery County for the 2017 tax year as provided by section 23.02 of the Texas Tax Code and to discuss

any other MCHD budget action to be taken in regard to this matter. Ms. Whatley offered a second. After board discussion motion passed unanimously.

9. Consider and act on presentation and staff's recommendation on Human Resource Information System (HRIS). (Ms. Whatley, Chair – Personnel Committee) (attached)

Ms. Whatley made a motion to accept staff's recommendation on Human Resource Information System (HRIS) as outlined in our board book. Mr. Cole offered a second and motion passed unanimously.

10. CEO Report to include update on District operations, strategic plan, capital purchases, employee issues and benefits, transition plans and other healthcare matters, grants and any other related district matters.

Mr. Randy Johnson, CEO presented report to the board.

11. Notice of Tobacco Settlement board appointment FY August, 2017 thru 2023. (Mr. Fawn, Chairman – MCHD Board) (attached)

Mr. Fawn advised that Mr. Fred Greene had been reappointed to the Tobacco Settlement Permanent Trust Account Investment Advisory Committee.

Mr. Fawn advised that Mr. Harold Posey was not selected to the Tobacco Settlement Permanent Trust Account Administration Advisory Committee. Mr. Johnson did advise the board that he had spoken with Mr. Posey about not being selected.

12. Consider and act on the 2017 Wage and Salary survey. (Ms. Whatley, Chair – Personnel Committee) (attached)

Ms. Whatley made a motion to consider and act on the 2017 Wage and Salary survey with noted updates in the boardbook. Mr. Grice offered a second and motion passed unanimously.

13. EMS Director Report to include updates on EMS staffing, performance measures, staff activities, patient concerns, transport destinations and fleet.

Mr. Jared Cospier, EMS Director presented a report to the board.

14. Consider and act on approval for one (1) each new ambulance and six (6) each remounts/chassis from FY 2017-2018 budgeted capital. (Mr. Bagley, Chair – EMS Committee)

Mr. Bagley made a motion to consider and act on approval for one (1) each new ambulance and six (6) each remounts from FY 2017-2018 budgeted capital. Mr. Cole offered a second and motion passed unanimously.

15. COO Report to include updates on infrastructure, facilities, radio system, warehousing, staff activities, community paramedicine, emergency management, and purchasing.

Mrs. Melissa Miller, COO presented a report to the board.

16. Consider and act on MCHD East County Tower lease. (Mr. Cole, Chair – PADCOM) (attached)

Mr. Cole made a motion to consider and act on MCHD East County Tower lease. Mr. Grice offered a second and motion passed unanimously.

“Mr. Fawn requested that Agenda Item 25 be moved up prior to agenda item 17.”

- 17. Health Care Services Report to include regulatory update, outreach, eligibility, service, utilization, community education, clinical services, epidemiology, and emergency preparedness.**

Mrs. Ade Moronkeji, HCAP Manager presented a report to the board.

- 18. Consider and act on Healthcare Assistance Program claims from Non-Medicaid 1115 Waiver providers processed by Boon-Chapman. (Mrs. Wagner, Chair - Indigent Care Committee)**

Mrs. Wagner made a motion to consider and act on Healthcare Assistance Program claims from Non-Medicaid 1115 Waiver providers processed by Boon-Chapman. Ms. Whatley offered a second and motion passed unanimously.

- 19. Consider and act on ratification of voluntary contributions to the Medicaid 1115 Waiver program of Healthcare Assistance Program claims processed by Boon Chapman. (Mrs. Wagner, Chair – Indigent Care Committee)**

Mrs. Wagner made a motion to consider and act on ratification of voluntary contributions to the Medicaid 1115 Waiver program of Healthcare Assistance Program claims processed by Boon Chapman. Ms. Whatley offered a second and motion passed unanimously.

- 20. Presentation of preliminary Financial Report for eleven months ended August 31, 2017 – Brett Allen, CFO, report to include Financial Summary, Financial Statements, Supplemental EMS Billing Information, and Supplemental Schedules.**

Mr. Brett Allen, CFO presented financial report to the board.

- 21. Consider and act on annual approval of Montgomery County Hospital District Purchasing Policy. (Mr. Grice, Treasurer – MCHD Board) (attached)**

Mr. Grice made a motion to consider and act on annual approval of Montgomery County Hospital District Purchasing Policy. Ms. Whatley offered a second and motion passed unanimously.

- 22. Consider and act on ratification of payment of District invoices. (Mr. Grice, Treasurer - MCHD Board)**

Mr. Grice made a motion to consider and act on ratification of payment of District invoices. Ms. Whatley offered a second and motion passed unanimously.

- 23. Consider and act on salvage and surplus. (Mr. Grice, Treasurer – MCHD Board) (attached)**

Mr. Grice made a motion to consider and act on salvage and surplus as listed. Mr. Spratt offered a second and motion passed unanimously.

- 24. Secretary's Report - Consider and act on minutes for the August 22, 2017 Regular BOD meeting, September 12, 2017 Public Budget hearing and September 12, 2017 Special BOD meeting. (Mrs. Wagner, Secretary - MCHD Board)**

Mrs. Wagner made a motion to consider and act on minutes for the August 22, 2017 Regular BOD Meeting. Ms. Whatley offered a second and motion passed. Mr. Grice abstained from vote.

Mrs. Wagner made a motion to consider and act on minutes from the September 12, 2017 Public Budget Hearing. Ms. Whatley offered a second and motion passed. Mr. Cole abstained from vote.

Mrs. Wagner made a motion to consider and act on minutes from the September 12, 2017 Special BOD meeting. Ms. Whatley offered a second and motion passed. Mr. Cole abstained from vote.

25. Consider and act on Medical Supply RFP. (Mr. Cole, Chair – PADCOM Committee) (attached)

Mr. Eric Baldwin, Materials Management Manager gave a presentation to the board.

Mr. Cole made a motion to consider and act on Medical Supply RFP. Mr. Grice offered a second. After discussion motion passed unanimously.

26. Adjourn

Meeting adjourned at 5:08 p.m.

Sandy Wagner, Secretary

Agenda Item # 32



To: Board of Directors

From: Randy Johnson, CEO

Date: October 24, 2017

Re: Convene into Executive Session – Pending Litigation S. Raimer

Convene into executive session pursuant to section 551.071 of the Texas Government Code to discuss pending litigation matters, to wit: *Raimer v. MCHD et al.* Civil Action no. 4:17-cv-01258 consolidated with Civil Action no. 4:17-cv-02415 In the United States District Court for the Southern District of Texas, Houston Division.

Agenda Item # 33



To: Board of Directors

From: Randy Johnson, CEO

Date: October 24, 2017

Re: Reconvene from Executive Session – Pending Litigation S. Raimer

Reconvene from executive session and deliberate and take action on matters involving pending litigation, to wit: *Raimer v. MCHD et al.* Civil Action no. 4:17-cv-01258 consolidated with Civil Action no. 4:17-cv-02415 In the United States District Court for the Southern District of Texas, Houston Division.