

**NOTICE OF A REGULAR MEETING
OF THE BOARD OF DIRECTORS
MONTGOMERY COUNTY HOSPITAL DISTRICT**

Notice is hereby given to all interested members of the public that the Board of Directors of Montgomery County Hospital District will hold a regular meeting as follows:

Date: January 24, 2017

Time: 4:00 P.M. OR IMMEDIATELY FOLLOWING THE 3:45 P.M. SPECIAL MEETING

Place: MONTGOMERY COUNTY HOSPITAL DISTRICT
ADMINISTRATIVE BUILDING
1400 SOUTH LOOP 336 WEST
CONROE, MONTGOMERY COUNTY, TEXAS 77304

Open to Public: The meeting will be open to the public at all times during which such subjects are discussed, considered, or formally acted upon as required by Texas Open Meetings Act, Chapter 551 of the Government Code.

This Notice in detail was posted at least 72 hours prior to the beginning of said meeting with the County Clerk's Office and is on the Bulletin Board of the Courthouse and in the District's Administrative Office.

Subject: The agenda for such meeting shall include the consideration of, and if deemed advisable, the taking of action upon:

1. Call to Order
2. Invocation
3. Pledge of Allegiance
4. Roll Call
5. Public Comment
6. Special Recognition

Items Involving Visitors

7. Consider and act on ratification of contracts with additional network providers for indigent care. (Mrs. Wagner, Chair - Indigent Care Committee)

District

8. CEO Report to include update on District operations, strategic plan, capital purchases, employee issues and benefits, transition plans and other healthcare matters, grants and any other related district matters.
9. Consider and take action on the annual election of Board officers. (Mr. Cole, Vice-Chairman – MCHD Board)

Emergency Medical Services

10. EMS Director Report to include updates on EMS staffing, performance measures, staff activities, patient concerns, transport destinations and fleet.

Operations and Health Care Services

11. COO Report to include updates on infrastructure, facilities, radio system, warehousing, staff activities, community paramedicine, emergency management, and purchasing.
12. Presentation of the 2016 Safety Program.
13. Consider and act on ATT lease of tower space at the Conroe Service Center. (Mr. Bagley, Chair – PADCOM Committee)
14. Consider and act on the RFP presentation of 45 O-TWO E700 Ventilators. (Mr. Bagley, Chair – PADCOM Committee)
15. Health Care Services Report to include regulatory update, outreach, eligibility, service, utilization, community education, clinical services, epidemiology, and emergency preparedness.
16. Consider and act on Healthcare Assistance Program claims from Non-Medicaid 1115 Waiver providers processed by Boon-Chapman. (Mrs. Wagner, Chair - Indigent Care Committee)
17. Consider and act on ratification of voluntary contributions to the Medicaid 1115 Waiver program of Healthcare Assistance Program claims processed by Boon Chapman. (Mrs. Wagner, Chair – Indigent Care Committee)

Finance

18. Presentation of preliminary Financial Report for three months ended December 31, 2016 – Brett Allen, CFO, report to include Financial Summary, Financial Statements, Supplemental EMS Billing Information, and Supplemental Schedules.
19. Presentation of Investment Report for the quarter ended December 31, 2016.
20. Consider and act upon recommendation for amendment(s) to the budget for fiscal year ending September 30, 2017. (Mr. Grice, Treasurer - MCHD Board)
21. Consider and act on ratification of payment of District invoices. (Mr. Grice, Treasurer – MCHD Board)
22. Consider and act on salvage and surplus. (Mr. Grice, Treasurer – MCHD Board)

Other Items

23. Secretary's Report - Consider and act on minutes for the December 20, 2016 Regular BOD meeting. (Mrs. Wagner, Secretary - MCHD Board)
24. Adjourn.

Sandy Wagner, Secretary

The Board will announce it will convene into Executive Session, if necessary, pursuant to Chapter 551 of the Texas Government Code, to receive advice from Legal Counsel, to discuss matters of land acquisition, litigation and personnel matters as specifically listed on this agenda. The Board of Directors may also announce it will go into Executive Session, if necessary, to receive advice from Legal Counsel regarding any item on this agenda.

New Provider Contracts to present to BOD

New Agreements

OTA's

Renewals

New provider-existing facility agreement

BOD Meeting	Provider	<u>Date Sign</u>		<u>Specialty</u>	<u>Primary Location</u>	<u>Facilty</u>
December 2016	Harbor Alliance Skilled Nursing	12/6/2016	RJ	Skilled Nursing	4201 FM 1960 West #505 Houston, TX 77068	None

Agenda Item # 8



We Make a Difference!

To: Board of Directors
From: Randy Johnson, CEO
Date: January 24, 2017
Re: CEO Report

Below is a list of updated items and plans for Calendar Year 2017:

- The reduced EMS billing fees are projected to reduce MCHD by \$3.5 million this year over last. Initial collection numbers indicate that the reduction over last year may exceed \$4 million. We will observe and manage EMS collections closely to evaluate and address the actual longer range effect of the billing reduction. We expect to have good data comparing the effects of the cost reduction to the projected effect by June of this year.
- HCAP is functioning very well. We are meeting with Boone Chapman to have a provider directory that is more user-friendly for MCHD staff. We are also jointly working to increase skilled care providers, orthopedists, neurologists, oncologists, and a primary care provider who works in East County.
- I will begin sending out a newsletter every 60 days. The newsletter will have information from each of our departments on a rotating basis. We will focus each of the bi-monthly releases around our six core values: Accountability, Compassion, Excellence, Innovation, Integrity, and Unity. We invite Board members to include a brief article in the newsletter on each release. This Month's Newsletter will be released this Friday and will include the following information:
 1. CEO Greeting
 2. Executive Staff Greeting
 3. Possibly a Board Member note to the staff
 4. EMS Report
 5. Clinical, Alarm, or EMS Ops Report
 6. Human Resources Report (Including Hires/Promotions, etc.)
 7. Community Event Calendar
 8. Employee Birthdays and Anniversaries
 9. Employee of the Month Winners and Runner's Up
 10. MCHD Project List Update
 11. HCAP report
 12. Quality Report
 13. Accounting Report

During the Months between the bi-monthly newsletter releases, I will send an updated news bulletin to the staff.




- We are working to better integrate the MCHD communications Plan with all areas of the county. I will continue to work with Julie Martineau to attend The Woodlands, The Greater Magnolia, The Conroe, and the East County Chambers of Commerce monthly. Command Staff will meet at least twice annually with each of the Montgomery County Fire Departments. Additionally, I will present an information update at least every 60 days to The Woodlands Township Board, Conroe, Panorama, Magnolia, Montgomery, Shenandoah, Oak Ridge North, and Willis city councils.
- MCHD Executive Management must do a better job of identifying, organizing, managing, and evaluating the effectiveness of the projects done at MCHD each year. Further, we must better inform the Board of our intentions and our progress. To do this, I propose that we have tri-annual special board meetings to report the projects we have planned, their purpose, their potential cost, and the time-line we plan to use to complete them. This will give the Board a better method of engaging in continuous planning and process improvement, and will give them the information they need to function most effectively.
- This year we must benchmark the key performance indicators used in each department, and focus on improving and reporting quality.
- This year, Command staff is focused on improving the morale and function of Alarm.
- MCHD EMS has received much positive response regarding increasing and hardwiring the MCHD EMS transport service in Montgomery County.
- Both St. Luke's Hospital and Conroe Regional Hospital are asking that the Community Paramedicine program begin aiding to help keep COPD patients out of the hospital for at least thirty days after discharge. Andrew Karrer and Dr. Ali-Khan are preparing to begin this program. Specific information on the specifics of this program will be presented next month.
- There is considerable interest in MCHD EMS working with Conroe Regional Hospital to begin transporting non-emergent patients. Command Staff is working on the processes necessary to begin properly transporting non-emergent patients in an appropriate manner without interfering with Emergency EMS calls.
- I have not yet completed the Five year Plan as I had promised. I will complete the plan and present it at the February Board meeting.
- A request to update the comparison costs of managing a 3500 ambulance fleet compared to a 4500 fleet has been made. Further, a request has been made to do a cost benefit and quality analysis of Cooper versus Michelin ambulance tires. This information will be presented at the February Board meeting.
- Annual Trittech Renewal expenditure of (192K), a cost that is shared with The Woodlands Fire at 43.4%.

Thank you for an outstanding year at MCHD in 2016. With your direction, I look forward to an even more productive year in 2017.

Sincerely,

Randy Johnson, CEO

MONTGOMERY COUNTY HOSPITAL DISTRICT BOARD REPORT
Organizational Projects

DATE: January 24, 2017				
 Task/Project on Schedule  Task/ Project in Danger of Not Meeting  Task/Project Not Meeting Schedule				
Project	Progress			Evaluation
Project: <u>HCAP Procedures</u> Objective: Define and standardize current processes. Initial Deadline: 12/31/2015 phase 1 complete Final Deadline: 3/31/17 Budget: N/A Project Manager: Adeolu Moronkeji	Nov	Dec	Jan	Pharmacy procedures ongoing. Currently standardizing case management assessment tools and documentation process.
Project: <u>Flashing Light/Signage at Stations 41</u> Objective: Have caution lights at those stations. Initial Deadline: 10/31/2016 Final Deadline: 12/31/2016 Budget: Project Manager: Melissa Miller	Nov	Dec	Jan	We are pending an update from Barbara Russell at TX Dot regarding the survey results for determination of need. Multiple messages have gone unanswered and I am working with the Conroe office to get answers.
Project: <u>US Digital-Station Purchase and Installation</u> Objective: Improve station alerting infrastructure Initial Deadline for purchase and receipt: July 31, 2016 Installation Deadline: Dec. 31, 2016 extended to 1/31/17 Budget: Project Manager: Melissa Miller/Justin Evans	Nov	Dec	Jan	All stations with the exception of 21, 22, 24 and 42 have US Digital alerting installed and operational. The Woodlands is handling Station 24 which is pending installation. Stations 21, 22 and 42 are awaiting cable installation in coordination with the corresponding ESD.
Project: <u>Inter RF Subsystem Interface (ISSI)</u> Objective: Seamless, dual system, multi -jurisdictional Radio talk groups Initial Deadline: September 2017 Final Deadline: Budget: Project Manager: Melissa Miller/Justin Evans	Nov	Dec	Jan	The interface has successfully been connected and communications between systems is being tested. On 12/16/16 all parties (Harris County, Motorola, MCSO, MCHD and Harris Radio System representatives) identified a needed update to the Harris County system. Harris County will have to complete a system upgrade which is on hold due to preparations for the Super Bowl. When successful, we will be the second in the country to have this connectivity for improved communications and the first connecting P25 Phase 1 and Phase 2 devices
Project: LaserFiche (Multiyear Project) Objective: Fully Implement LaserFiche throughout the organization. Phase I Objective: Determine what the initial function and application needs to be for the HR Department. Phase I Deadline: August 31, 2016 Budget: Project Manager: Jodi Andersen/ Calvin Hon	Nov	Dec	Jan	The processes in HR have been establish to file employee records. HR is continuing to file post migration files and is auditing the system. The LF team met with EMS Command Staff and DCS to start setting up access to a subset of employee files for daily operations.

MONTGOMERY COUNTY HOSPITAL DISTRICT BOARD REPORT
Organizational Projects

DATE: January 24, 2017





















Task/Project on Schedule



Task/ Project in Danger of Not Meeting



Task/Project Not Meeting Schedule

Project	Progress	Evaluation
Project: 5 Year Plan Update Objective: Update the 5 Year Plan Initial Deadline: August 31, 2016 New Deadline: December 31, 2016 Budget: Project Manager: Randy Johnson	Nov Dec Jan   	75% of the Plan update has been completed at off-site meetings. Due to a tight meeting schedule the plan is not complete. The goal is to submit in February.
Project: CAAS Survey Application Objective: Complete and submit CAAS application to the Commission on Accreditation of Ambulance Services. Initial Deadline: November 1, 2016 Budget: Project Manager: Jared Cosper	Nov Dec Jan   	MCHD EMS has been fully accredited by CAAS for a three-year accreditation cycle. PROJECT COMPLETE
Project: Alarm Supervisor Structure Objective: Formalize alarm management and supervisory structure. Initial Deadline: October 31, 2016 Budget: Project Manager: Jared Cosper/ Matt Walkup	Nov Dec Jan   	We have promoted two additional supervisors and now have 24 hour supervisor coverage in the center. Matthew Walkup has accepted a position as our Business Analysis Manager and will serve in his role until his successor is selected. We are finalizing the Alarm Manager promotion now and will have them appointed shortly.
Project: EMS Command Supervisor Structure Objective: Reorganize EMS to improve both form and flow. Initial Deadline: January 15, 2016 Budget: Project Manager: Jared Cosper	Nov Dec Jan   	EMS System growth and increased number of managed units have resulted in a need to restructure and simplify operations. Since 2008 when MCHD added a 4 th supervisor, we have almost doubled the number of employees in the EMS Field Division. The shift commanders have met with Command Staff and finalized planning for their new role. They will be stations in the Service Center.
Project: EMS Deployment Objective: Evaluate current deployment program to determine the most effective and efficient deployment program. Initial Deadline: December 31, 2016 Budget: Project Manager: Jared Cosper	Nov Dec Jan   	Shift bid will go into effect the same week of the January, 2017 meeting of the Board of Directors.
Project: <u>Effectiveness of Current EMS Shifts</u> Objective: Review current shift structure to determine the appropriate shifts to fulfill our mission and minimize burnout/fatigue. Initial Deadline: December 31, 2016 Budget: Project Manager: Jared Cosper/ Kevin Nutt	Nov Dec Jan   	MCHD will develop a live dashboard for system and unit demand to identify units that are at risk for fatigue, if any, and allow for supervisors and shift commanders to intervene when these situations arise. As noted above a manager has been selected for this department who will aid MCHD in translating our data into actionable reports and dashboards for key data elements.

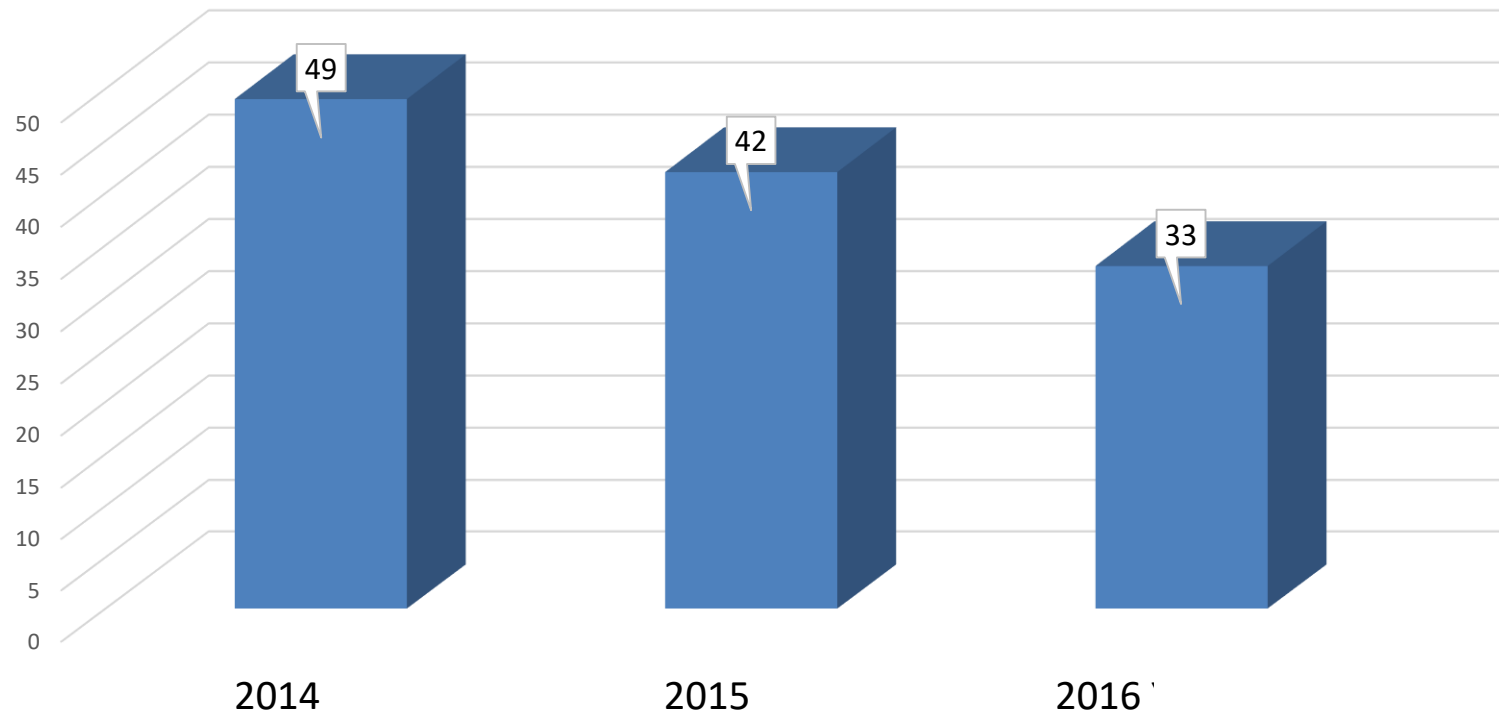


2016 MCHD Turnover Report

Human Resources
January 2017

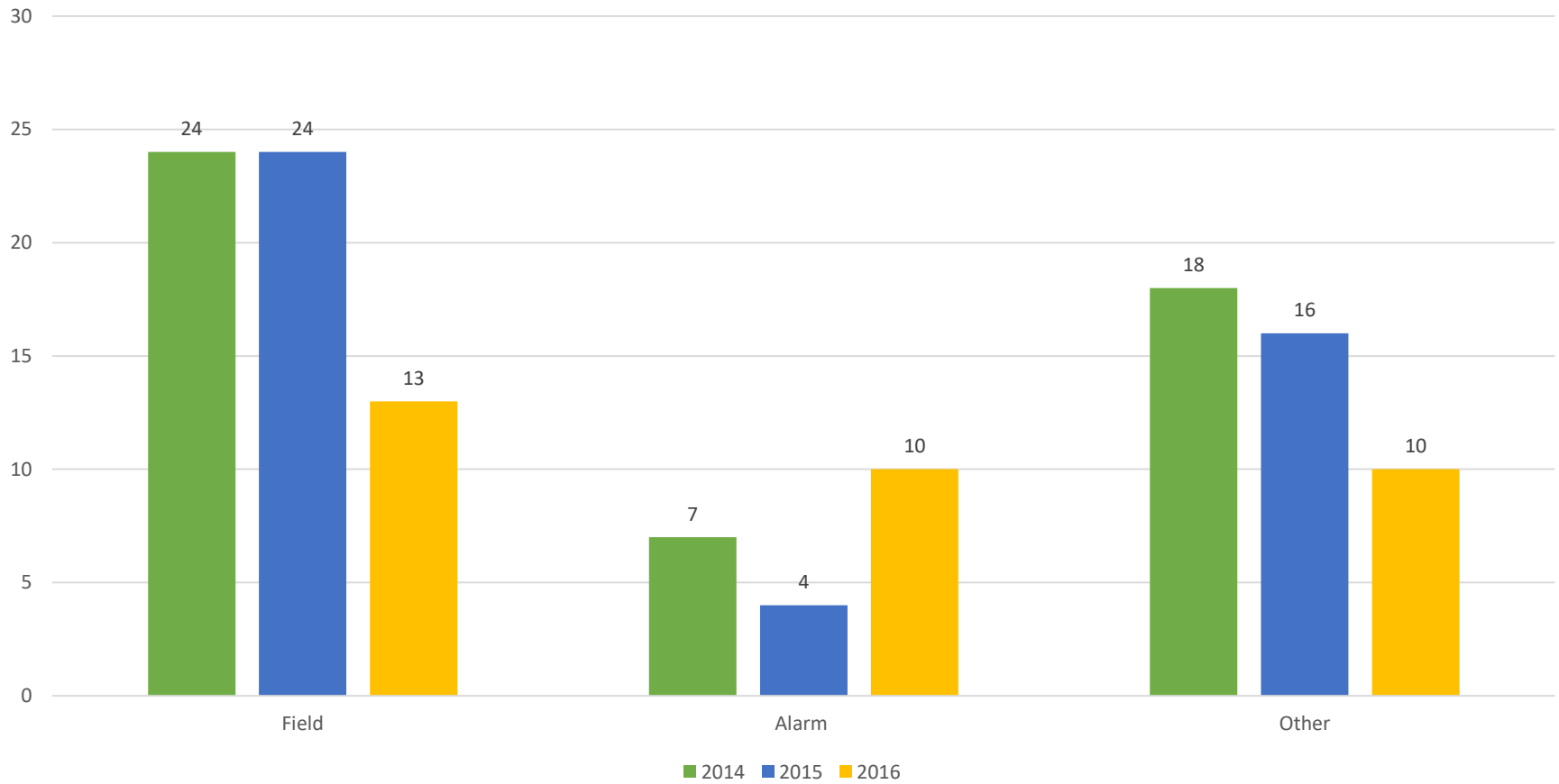


TOTAL TURNOVER 2016



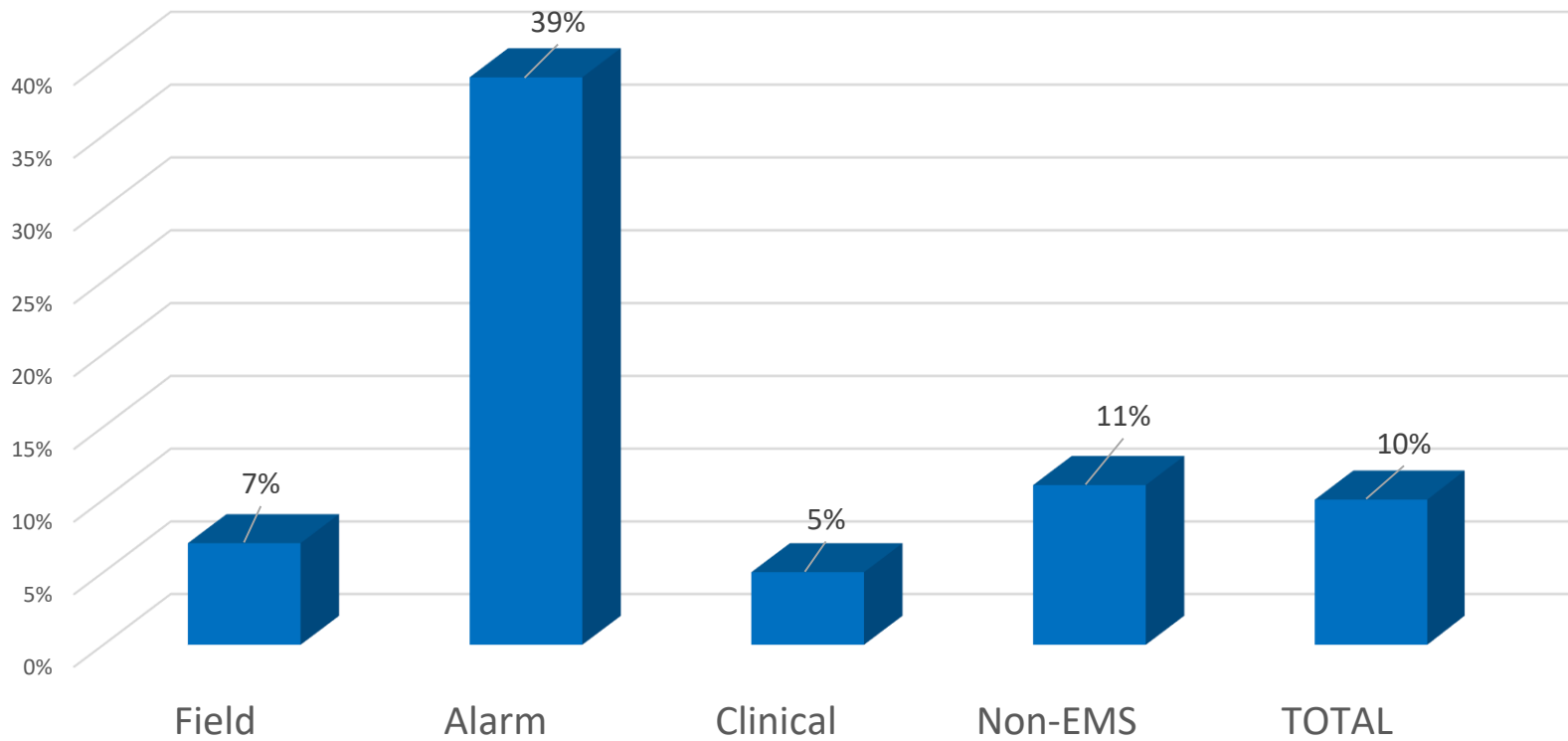


TURNOVER 2016

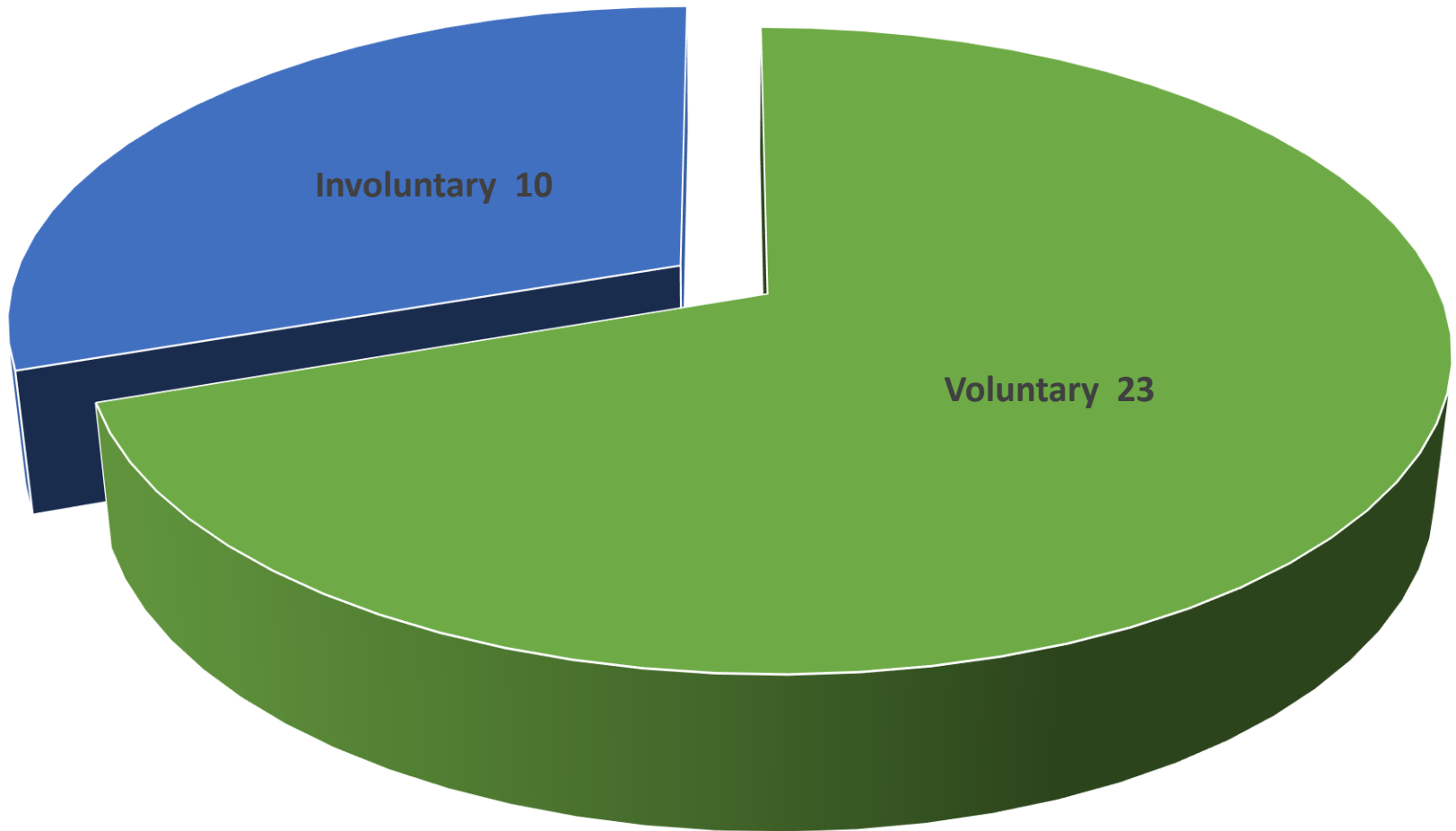




TURNOVER RATES 2016



INVOLUNTARY VS VOLUNTARY TURNOVER 2016



Agenda Item # 9



To: Board of Directors

From: Randy Johnson, CEO

Date: January 24, 2017

Re: Annual Election of Board Officers

Consider and take action on the annual election of Board officers. (Mr. Cole, Vice-Chairman – MCHD Board)

- Chairman
- Vice-Chairman
- Treasurer
- Secretary

Agenda Item # 10



To: Board of Directors

From: Jared Cospers

Date: January 24, 2017

RE: EMS Report

Executive Summary

- We are proud to report that MCHD EMS has received full accreditation from the Commission on the Accreditation of Ambulance Services (CAAS). This will ensure MCHD remains committed to providing the best clinical care in the safest manner to Montgomery County.
- MCHD employees who saved the life of a traumatic cardiac arrest patient in the Magnolia area after a trailer home crushed his body will be recognized in Austin by Texas Rep. Cecil Bell on Wednesday January 25, 2017.
- We have completed the interviews for the new Alarm Manager and will conclude the promotion process in the next few days. We had a great deal of involvement from EMS staff in narrowing the selection and are fortunate to have several talented internal leaders who are capable of leading the Alarm Center and its outstanding staff.
- H.R. 304 (formerly H.R. 4365) has passed the House and is now headed to the Senate – this important legislation will drastically improve the ability of MCHD to ensure accountability with our controlled substances by amending the Controlled Substances Act to specifically recognize the important work that EMS systems provide to patients in life threatening situations.
- Customer service scores for December 2016 show MCHD scoring 1st amongst large EMS systems and 10th as compared to all systems. This makes MCHD the #1 scoring Large EMS System for 2016, and again shows the outstanding commitment our staff have to Montgomery County and the citizens we serve.

ALARM Summary

- Matthew Walkup continues to serve as the Alarm Manager until his successor is selected and an appropriate transition period is complete.
- ALARM, IT, and Woodlands FireCom continue to plan for the redesign of TriTech CAD into a single agency setup. This will allow better interoperability between agencies. This project is scheduled to be completed by the end of April.
- ALARM, IT, and Radio teams continue to improve the performance of the US Digital alerting system as the installation process continues.
- ALARM recently hired 4 new telecommunicators who are being trained as Alarm Medic's.

- ALARM will hold staff meetings/quarterly CE during the field CE week for CY 2017 to improve consistency and communication across the agency.

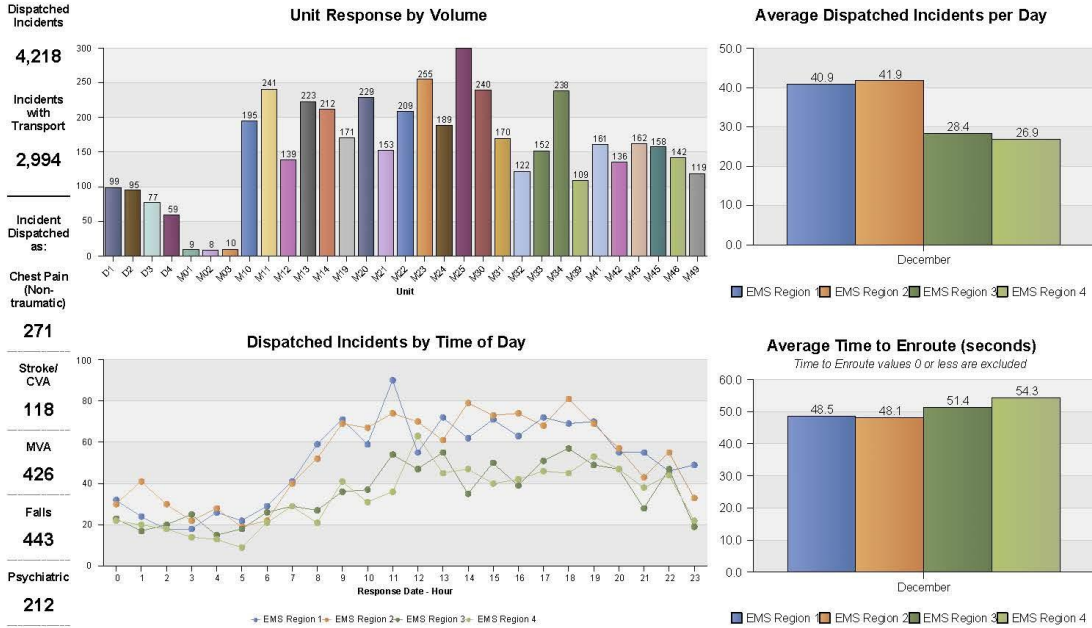
Department of Clinical Services Summary

- Four Attendant paramedics are now completing the In Charge evaluation process, thanks to a well-organized effort across the various departments our staffing levels remain strong.
- Drs. Dickson and Patrick will be attending the National Association of EMS Physicians annual conference in New Orleans January 24-26, 2017.

EMS Operations Update

- EMS Operations is finalizing the changes for the 2017 Shift Bid and associated deployment changes. The new bid will go live on January 22, 2017.
- Planning continues for The Woodlands Marathon that is scheduled for March 4, 2017. Currently we are to provide 4 ambulances, 2 bike teams and 8 UTV teams to cover the event.
- Planning for Ironman TX starts has begun and the event will likely run more smoothly than the 2016 event, which will held at the end of April, 2017.

Dispatched Call Volume – Previous Month



Turnaround Times



MCHD EMS Turnaround Times Review

Transport Destination	Year	Month	Transports	Time at Destination (minutes)	Change
Conroe Regional Medical Center	2013	December	806	27.40	
	2014	December	877	32.11	4.71
	2015	December	882	31.51	-0.61
	2016	December	922	26.53	-4.98
Conroe Regional Medical Center - Summary		December		29.39	
Kingwood Medical Center	2013	December	323	37.90	
	2014	December	356	32.41	-5.49
	2015	December	301	33.41	1.00
	2016	December	355	28.86	-4.56
Kingwood Medical Center - Summary		December		33.02	
Memorial Hermann Hospital The Woodlands	2013	December	568	38.12	
	2014	December	632	36.94	-1.18
	2015	December	631	38.86	1.92
	2016	December	716	34.12	-4.74
Memorial Hermann Hospital The Woodlands - Summary		December		36.89	
St. Lukes Hospital The Woodlands	2013	December	414	34.58	
	2014	December	416	29.98	-4.60
	2015	December	419	33.03	3.05
	2016	December	538	29.83	-3.19
St. Lukes Hospital The Woodlands - Summary		December		31.72	
Tomball Regional Hospital	2013	December	142	31.48	
	2014	December	173	32.49	1.01
	2015	December	143	30.98	-1.52
	2016	December	164	28.89	-2.09
Tomball Regional Hospital - Summary		December		30.97	



MCHD EMS Turnaround Times Review

Transport Destination	Year	Month	Transports	Time at Destination (minutes)	Change
Tri-County MHMR Hospital	2013	December	15	8.13	
	2014	December	21	12.76	4.63
	2015	December	11	13.82	1.06
	2016	December	16	10.94	-2.88
Tri-County MHMR Hospital - Summary		December		11.38	

Monthly Report



Montgomery County Hospital / Montgomery County Hospital District-MP (W) / Montgomery County Hospital

December 01-31, 2016
 This report is based on events that are downloaded prior to the 5th day of the following month.

Report Summary

Event Totals	This Month	Last Month		Change
Total Events:	36	22	↑	64%
Scored Events:	8	9	↓	-11%
Total Coachable Events:	10	13	↓	-23%
Coachable Events with Score = 0:	4	4		0%
Average Score (per active ER):	0.6	0.6		0%
Events Coached:	11	11		0%
Events Overdue for Coaching:	0	5	↓	-100%
Average Age of Coaching Events:	9.0	9.0		0%
Vehicles Overdue for Download:	12 (18% of fleet)	7 (10% of fleet)	↑	71%
Top Behavior Exhibited:	Late Response	Following Distance		-

Definitions

Total Events:	The total number of events recorded in the month. This includes all events with an event score greater than, or equal to, zero.
Scored Events:	The total events recorded in the month with an event score greater than zero.
Total Coachable Events:	The total number of events marked for coaching in the month. This includes events that are currently in the Face-to-Face Coaching or Self Coaching status and events that have been coached, i.e., Resolved.
Coachable Events with Score = 0:	The total events marked for coaching in the month with an event score equal to zero. This includes events with policy only violations and custom field behaviors marked. Also known as Zero Point Events.
Average Score (per active ER):	The average score of scored events per active event recorder (ER) recorded in the month, i.e. Total Score divided by Total Active ERs. Total Active Event Recorders (ERs) = The total number of event recorders that are attached and in service plus the total number of unattached event recorders that have downloaded an event in the last 60 days.
Events Coached:	The total number of events coached in the month.
Events Overdue for Coaching:	The total number of events recorded in the month overdue for coaching.
Average Age of Coaching Events:	The average number of days elapsed from the time an event was marked for coaching and when coaching occurred.
Vehicles Overdue for Download:	The total number of vehicles (and percentage of the fleet) overdue for download.
Top Behavior Exhibited:	The behavior that was exhibited the most in driving events recorded in the month.

Group Analysis

Provides a summary of events recorded in the reporting month and previous month. The table will sort from high to low based on the overall **average score (per active event recorder)** and will be highlighted based on the following criteria:

- "Red" means that the Group's average score is greater than the overall average
- "Yellow" means that the Group's average score is equal to the overall average
- "Green" means that the Group's average score is less than the overall average

Overall	This Month				Last Month		
	Avg Score per ER	Total Score	Scored Events	Zero Point	Avg Score per ER	Scored Events	Zero Point*
Montgomery County Hospital / Montgomery County Hospital District-MP (W) / Montgomery County Hospital	0.6	38	8	4	0.7	9	4

*Zero Point total includes events marked for coaching in the month with an event score equal to zero

	This Month				Last Month		
	Avg Score per ER	Total Score	Scored Events	Zero Point	Avg Score per ER	Scored Events	Zero Point*
Montgomery County Hospital Ambulance	0.7	24	5	3	0.5	4	2
Montgomery County Hospital Staff/Pool Vehicles-Emergency	0.6	9	2	1	0.9	2	0
Montgomery County Hospital Service-Non-Emergency	0.4	5	1	0	0.8	3	2



Year over Year Event Analysis Totals

Displays an overall summary of the total number of events recorded in the reporting month and from the previous two months. This includes totals for the reporting year and previous two years (when applicable).

Month	Total Events 2014			Total Events 2015			Total Events 2016		
	Avg. Score per ER	Scored	Zero Point	Avg. Score per ER	Scored	Zero Point	Avg. Score per ER	Scored	Zero Point
October	0.6	8	1	0.5	8	1	0.4	5	2
November	1.1	13	2	0.3	5	1	0.6	9	4
December	1.1	10	4	0.6	10	3	0.6	8	4
Totals:	0.9	31	7	0.5	23	5	0.5	22	10








*Zero Point total includes events marked for coaching in the month with an event score equal to zero

Avg. Score per ER

Year over Year % Change:  44% decrease from 2014 to 2015  0% decrease from 2015 to 2016

Top Behaviors Exhibited

Displays the top 10 behaviors that were exhibited the most in events recorded in the reporting month and includes totals for the previous 2 months. For each event detail, the reporting month's total and the previous 2 month totals will be displayed.

Behavior	Total Number of Events
Awareness: Late Response	 3
Outcome: Near Collision	 1
Distractions: Food/Drink	 1
Outcome: Near Collision - Unavoidable	 1
Traffic Violations: Other Violation	 1
Traffic Violations: Speed Violation	 1
Distractions: Other Distraction	 1



EMS Survey Report

MCHD

Conroe, TX
Client 6577



1515 Center Street
Lansing, Mi 48096
1 (877) 583-3100
service@EMSSurveyTeam.
www.EMSSurveyTeam.com

EMS System Report

December 1, 2016 to December 31, 2016

Your Score

96.36

Number of Your Patients in this Report

268

Number of Patients in this Report

4,637

Number of Transport Services in All

135





Executive Summary

This report contains data from **268 MCHD** patients who returned a questionnaire between **12/01/2016** and **12/31/2016**.

The overall mean score for the standard questions was **96.36**; this is a difference of **3.75** points from the overall EMS database score of **92.61**.

The current score of **96.36** is a change of **1.16** points from last period's score of **95.20**. This was the **10th** highest overall score for all companies in the database.

You are ranked **1st** for comparably sized companies in the system.

88.00% of responses to standard questions had a rating of Very Good, the highest rating. **99.25%** of all responses were positive.

5 Highest Scores

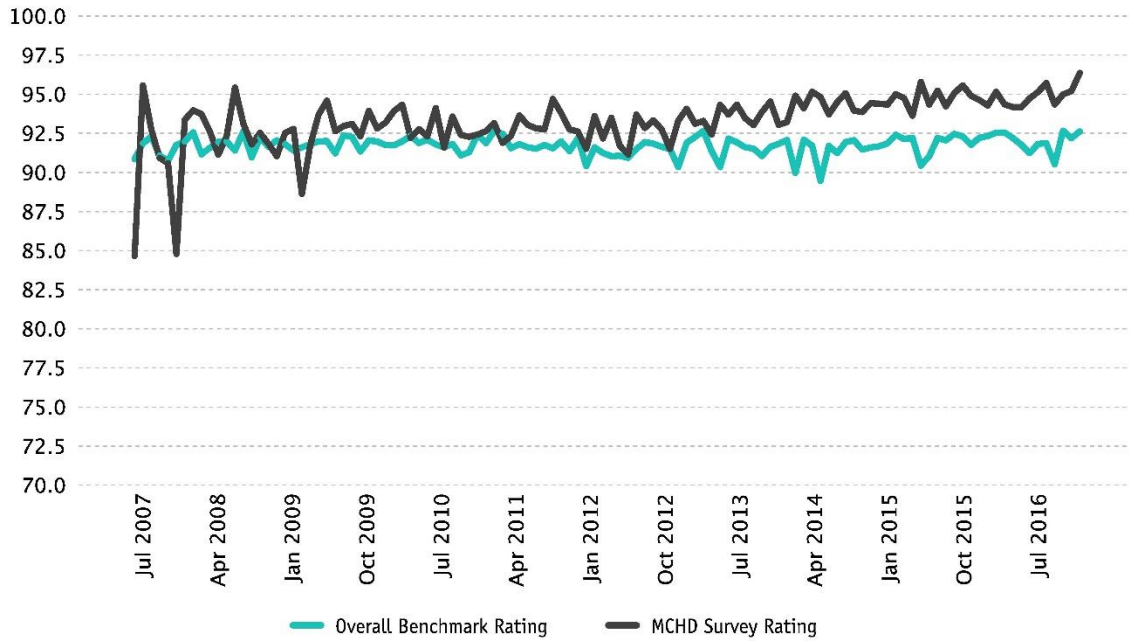


5 Lowest Scores





Monthly tracking of Overall Survey Score



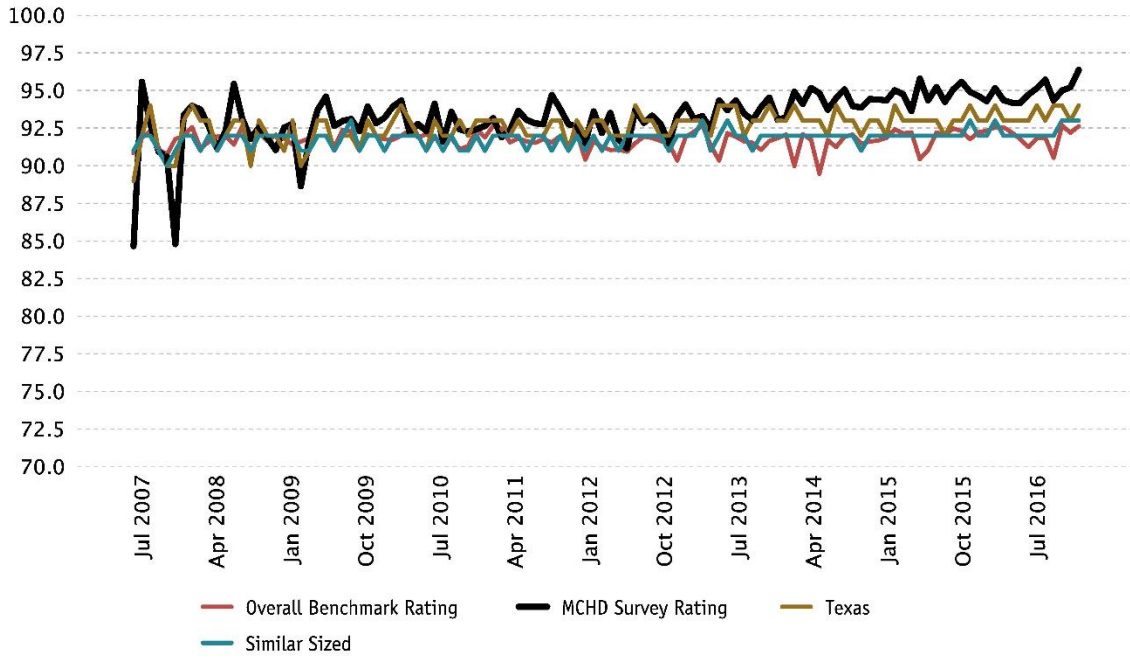


Company Comparisons — The following chart gives a comparison of the mean score for each question as scored by comparable companies. Your company is highlighted. There is also a green-shaded highlight of the highest score for each question. This will show how you compare

	Your Company	Comparison Companies					
		A	B	C	D	E	F
Helpfulness of the person you called for ambulance	95.92	95.00	87.50	92.19	92.54	93.94	89.84
Concern shown by the person you called for ambulance	95.80	96.79	87.50	93.33	91.97	93.94	90.63
Extent to which you were told what to do until the	94.90	94.74	87.50	85.00	90.81	92.08	88.63
Extent to which the ambulance arrived in a timely	96.60	95.31	89.29	91.25	90.56	89.00	91.20
Cleanliness of the ambulance	97.99	96.11	85.71	95.45	94.03	93.15	92.37
Comfort of the ride	94.06	93.02	85.71	90.48	86.27	88.73	85.73
Skill of the person driving the ambulance	98.14	96.59	89.29	89.77	92.71	92.81	92.07
Care shown by the medics who arrived with the	97.88	97.92	95.83	96.43	94.06	92.13	94.24
Degree to which the medics took your problem seriously	97.57	96.35	95.83	95.24	93.75	94.09	92.95
Degree to which the medics listened to you and/or your	97.59	95.83	95.83	96.43	93.06	92.78	92.44
Skill of the medics	97.39	96.28	95.83	95.24	94.36	93.43	91.72
Extent to which the medics kept you informed about	95.65	96.02	91.67	93.42	92.49	91.01	91.46
Extent to which medics included you in the treatment	96.48	96.53	95.00	95.59	91.84	91.40	90.89
Degree to which the medics relieved your pain or	94.85	95.35	91.67	93.42	90.94	91.07	88.83
Medics' concern for your privacy	96.37	96.11	95.83	89.53	91.87	93.26	91.56
Extent to which medics cared for you as a person	97.46	96.74	95.83	96.25	93.90	93.85	92.77
Professionalism of the staff in our ambulance service	91.68	93.00	75.00	77.89	86.69	91.67	88.69
Willingness of the staff in our billing office to address	90.38	93.00	75.00	83.33	87.35	90.83	88.82
How well did our staff work together to care for you	96.72	96.20	95.83	96.05	92.80	94.46	93.18
Extent to which our staff eased your entry into the	97.14	95.73	95.83	95.00	92.68	94.53	92.61
Appropriateness of Emergency Medical Transportation	96.83	96.51	95.83	90.52	92.60	94.73	91.94
Extent to which the services received were worth the	94.11	89.84	83.33	83.94	87.97	90.97	85.18
Overall rating of the care provided by our Emergency	97.69	97.09	95.83	92.86	92.97	93.26	92.95
Likelihood of recommending this ambulance service to	97.50	92.64	95.83	90.52	92.48	93.86	91.78
Overall score	96.36	95.53	91.48	92.28	91.90	92.63	91.09
National Rank	10	15	56	51	53	47	59
Comparable Size (Large) Company Rank	1	3	16	12	14	9	18

MCHD
December 1, 2016 to December 31, 2016

Benchmark Trending Graphic - Below are the monthly scores for your service. It details the overall score for each month as well as your subscribed benchmarks for that month.



Fleet Summary 2016

Mileage	Ambulance	Supervisor/Squad	CommandStaff	Other	MonthlyTotal	WeeklyTotal
December 2016	102,957	11,250	2,303	12,298	128,808	32,202
November 2016	92,392	10,845	2,451	13,323	119,011	29,753
October 2016	115,017	13,907	3,384	18,689	150,997	37,749
September 2016	81,767	13,001	2,117	11,554	108,439	27,110
August 2016	115,871	16,096	3,598	15,680	151,245	37,811
July 2016	81,049	13,488	2,217	10,550	107,304	26,826
June 2016	103,317	13,463	3,752	15,171	135,703	33,926
May 2016	116,063	9,189	3,301	18,278	146,831	36,708
April 2016	97,828	7,857	2,521	14,313	122,519	30,630
March 2016	107,315	9,222	2,867	16,069	135,473	33,868
February 2016	93,213	7,318	2,698	14,325	117,554	29,389
January 2016	84,161	8,229	3,281	12,072	107,743	26,936
Total	1,190,950	133,865	34,490	172,322	1,531,627	
Average	99,246	11,155	2,874	14,360	127,636	31,909
Annualized Amounts					1,531,627	

Accidents	MCHD-Fault		MCHD Non-Fault		GRAND TOTAL
	Non-injury	Injury	Non-injury	Injury	
December 2016	2				2
November 2016	3		1		4
October 2016	2		2		4
September 2016	3				3
August 2016	1	1			2
July 2016					-
June 2016	3		1		4
May 2016	1				1
April 2016	2		1		3
March 2016	3	1	2		6
February 2016	1				1
January 2016	1				1
Total	22	2	7	0	31
Per 100,000 Miles	1.44	0.1306	0.46	-	2.02

Service Interruptions	Count	Per 100K mlles
December 2016	3	2.33
November 2016	2	1.68
October 2016	2	1.32
September 2016	1	0.92
August 2016	5	3.31
July 2016	4	3.73
June 2016	2	1.47
May 2016	6	4.09
April 2016	1	0.82
March 2016	8	5.91
February 2016	1	0.85
January 2016	1	0.93
Total	35	2.29

Agenda Item # 11

To: Board of Directors

From: Melissa Miller, COO

Date: January 24, 2017

Re: COO Report

FACILITIES:

- Way Services has been provided with requested information to perform an energy audit of our Administrative and Support Center facilities.
- Station 32 generator is in place and fully functional.
- Station 40 generator is installed. The project is pending gas company inspection prior to start-up.
- Station 40 sanitary sewer line connection project remains in the planning stage. The topographic and boundary surveys are complete. Once completed we will go out for bid to run a sewer line from the current lift station to the newly installed City of Magnolia sewer trunk line located approximately 1,600 feet or 533 yards to the south.
- The Command Supervisors office/living quarters are complete.

RADIO AND TOWERS:

- All stations with the exception of 21, 22, 24 and 42 have US Digital alerting installed and operational. The Woodlands is handling Station 24 which is pending installation. Stations 21, 22 and 42 are awaiting cable installation in coordination with the corresponding ESD.
- ISSI interface has successfully been connected and communications between systems is being tested. On 12/16/16 all parties (Harris County, Motorola, MCSO, MCHD and Harris Radio System representatives) identified a needed update to the Harris County system. Harris County placed the upgrade on hold due to preparations for the Super Bowl. When successful, we will be the second in the country to have this connectivity for improved communications and the first connecting P25 Phase 1 and Phase 2 devices.
- Hospital BDAs
 - The Bi-directional amplifier (BDA) for MHTW is operational.
 - We are still pending an installation approval from Kingwood due to personnel changes within their facility.
 - A meeting was held with Methodist Hospital on 1/19/17 to plan installation prior to the facility opening.
- Station BDAs
 - A current assessment of need is underway which will address:
 1. Connectivity for ambulances
 2. Cell phone coverage in the station with MCHD's primary carrier Verizon.

Agenda Item # 11

To: Board of Directors
From: Melissa Miller, COO
Date: January 24, 2017
Re: COO Report

MATERIALS MANAGEMENT:

- The Ventilator RFP has been completed and a recommendation will be made to the board at this meeting.
- An IV pump RFP will be posted in February
- The warehouse and pull rooms are in the final stages of reorganization to improve efficiency.
- Eric implementing a free Excel Inventory Management system which is designed to reduce costs, save time and maintain an organized inventory.

Agenda Item # 12



To: Board of Directors

From: Shawn Henners

Date: January 24, 2017

Re: 2016 Safety Program Report

Executive Summary

- Overall, the number of reported injuries rose slightly, but the severity of the injuries is lower. We believe the higher total is due to employees being encouraged to report injuries even when no medical treatment is needed (i.e. first aid only, or report only).
- The results of the Escaping Violent Encounters training is showing positive trends.
- The number of fleet incidents is much lower in 2016 than in 2015, but two major preventable collisions together cost approximately \$175,000 in insurance claims.

Plans for 2017

- We have updated the Emergency Vehicle Driver Training (EVDT) and will require in-person training this year, rather than the on-line refresher that we typically provide. We are also adding a skill to the cone course – performance as a backer.
- All non-field employees will complete defensive driving.
- We will review Escaping Violent Encounters and implement any necessary changes.
- Pending board approval, we hope to implement Fit Responder's Injury Prevention Program and validated Physical Abilities Test.

Vehicle Incidents

- 27 preventable and 5 non-preventable fleet incidents reported in 2016, with total related insurance claims of \$191,213.
- Preventable fleet incident rate for 2016 was 1.76 per 100,000 miles driven. There is no national standard or benchmark, but this is down from 2.25 in 2015 (our highest rate since 2011).
- 19 of the incidents (59%) were caused by MCHD hitting a stationary object, 7 (22%) were minor collisions (no injuries or major vehicle damage), and 4 (13%) were major collisions (involving injury or major vehicle damage). This is fairly consistent with 2015 trends. As a result of these trends and specific incident analyses, we recommended in-person Emergency Vehicle Driver Training for field staff in 2017 and updated the materials covered in that training.
- 10 of the incidents (31%) occurred while responding emergency traffic, 7 (22%) occurred while posting or otherwise in-service (not responding or transporting), 6 (19%) occurred on scene, and 4 (13%) occurred at one of our stations.
- Only one incident occurred while a patient was loaded, and that incident did not cause any injury or further harm to the patient.

Employee Injuries

- 67 reported employee injuries, with a total of \$36,184 in worker’s compensation claims
- Implementation of Escaping Violent Encounters training began in February 2016. All EMS, Community Paramedicine, Public Health and HCAP employees have completed training. Injuries due to assault have gone from 13 last year (23% of all reported injuries in 2015) to 8 this year (12% of all reported injuries).
- Total OSHA Reportable Incident Rate (# incidents per 100 FTEs) was above 2015 Bureau of Labor Statistics EMS industry average (see chart for breakdown). We believe that this is due to a culture that encourages reporting of minor injuries, which is supported by our lower-than-industry-average incident rates for cases with days away from work, job transfer, or job restriction (higher acuity incidents).

	Total recordable incident rate (per 100 FTEs)	Incident rate for cases with days away from work	Incident rate for cases with job transfer or work restrictions	Incident rate for other recordable cases
2016 MCHD	9.0	0.6	1.0	7.4
2015 EMS Industry Average	6.8	2.5	1.5	2.9

- Most common injury causes were:

Injury cause	2015 # Incidents	2016 # Incidents	Lost/Restricted Work Days	WC Claim To Date (\$)
Struck by/struck against	9	12	63	\$ 9,253
Slip/trip/fall	5	9	46	\$ 10,190
Assault	13	8	0	\$ 2,801
Ergonomic/repetitive movement	2	5	29	\$ 4,377
Lifting	7	5	1	\$ 2,272
Bloodborne pathogen exposure	9	4	0	\$ 2,054
Motor vehicle collision	1	4	0	\$ 874

- Most common injury types:

Injury cause	2015 # Incidents	2016 # Incidents	Lost/Restricted Work Days	WC Claim To Date (\$)
Strain/sprain	17	21	139	\$ 24,714
Absorption/exposure	16	13	0	\$ 1,811
Contusion	5	8	2	\$ 3,584
Laceration	7	7	0	\$ 2,629

Agenda Item # 13



To: Board of Directors

From: Justin Evans

Date: January 24, 2017

Re: **ATT Tower Lease**

Consider and act on the AT&T lease of tower space at the Conroe Service Center.

We are seeking approval of the attached Tower License Agreement to lease space on the Conroe Service Center Tower to AT&T Network. The initial term of the lease is five (5) years and renewable in five (5) year increments. The monthly fee is \$3,000 per month with an annual escalator of three percent (3%).

The Tower License Agreement was passed by Conroe City Council on January 12, 2017.

TOWER LICENSE AGREEMENT

This Tower License Agreement ("**Agreement**") is made by and between The Montgomery County Hospital District (MCHD), a political subdivision of the State of Texas; The City of Conroe, Texas, a political subdivision of the State of Texas, both of which are jointly referred to as Licensor, and New Cingular Wireless PCS, LLC ("**Licensee**").

I. TOWER INFORMATION:

Site Name: Communications Tower at the Public Works Service Center

Address and/or location of Tower Facility: 401 Sgt. Ed Holcomb Blvd. S., Conroe, Tx 77304

Tower Facility Coordinates: Lat. 30-18-07.3N NAD83 Long. 095-28-45.8 NAD83

II. **NOTICE & EMERGENCY CONTACTS:**

- Licensor's local emergency contact: Justin Evans, MCHD, 936-537-9309
Tammie Rushing, City of Conroe Projects Coordinator, 936-520-8979

- Licensee's local emergency contact: _____.

- Notices to Licensor shall be sent to the address below:

City of Conroe
Attn: Director of Finance & Administration
300 West Davis, Suite 230
Conroe, TX 77301

- Notices to Licensee shall be sent to the address below to the attention of:

AT&T Network Real Estate Administration
Re:14008828
Suite 13-F West Tower
575 Morosgo Drive
Atlanta, GA 30324

- With a copy to:

AT&T Legal Department-Network
Attn: Network Counsel
Re 14008828
208 S. Akard Street
Dallas, TX 75202-4206

- Licensor's Remittance Address

City of Conroe
Attn: Tower Lease
300 West Davis, Suite 230
Conroe, TX 77305-3066

III. **PERMITTED USE OF TOWER FACILITY BY LICENSEE:**

- Permitted Frequencies: Transmitting and Receiving Frequencies: See Exhibit A for specific frequencies.
- Antenna mount height on tower: See Exhibit A for specific location
- All other permitted uses of the Tower Facility including Licensee's Approved Equipment, and the Licensed Space are further described in section 4 of this Agreement and Exhibit A attached hereto.

IV. FEES & TERM

Monthly License Fee: \$3,000.00 per month (\$36,000 annually), adjusted on the anniversary of the Commencement Date of this Agreement and on each anniversary thereafter during the Initial Term and during any Renewal Terms by the "Annual Escalator". The Annual Escalator shall be three percent (3%) per year.

Site Inspection Fee : _____ .

Electricity will be provided by _____ Licensor or X Licensee. If electricity for operation of Approved Equipment is to be provided by Licensor, with the cost of such electricity to be paid by Licensee at cost subject to adjustment pursuant to Section 5(b). If electricity for operation of Approved Equipment is to be provided by Licensee, all cost of such electricity and installation costs are the sole responsibility of Licensee.

Initial Term: A period of five (5) years beginning on the Commencement Date. The "**Commencement Date**" shall be **February 1, 2017**

Renewal Terms: Additional periods of five (5) years each.

V. TERMS & CONDITIONS

The attached terms and conditions are incorporated herein by this reference.

VI. OTHER PROVISIONS:

Notwithstanding anything to the contrary in this Agreement, the offer expressed to Licensee in this Agreement shall automatically become null and void with no further obligation by either party hereto if a structural analysis of the Tower Facility completed after the execution of this Agreement by Licensor but before the commencement of the installation of Licensee's Approved Equipment indicates that the Tower Site is not suitable for Licensee's Approved Equipment unless Licensor and Licensee mutually agree that structural modifications or repairs shall be made to the Tower Site on mutually agreeable terms.

- A) In no event shall Licensee's use of the Tower Facility, or operation of any of its equipment thereon, be conducted in a manner that interferes with Licensor's lighting system located on any of the towers, building systems, or related facilities. In the event that such interference does occur, Licensee shall be solely responsible to reimburse Licensor for any and all costs required to modify and/or upgrade Licensor's lighting system, to comply with all necessary FAA/FCC regulations, as a result of said interference. In the event that Licensee's equipment causes interference as described in this paragraph, Licensee shall have the option of terminating this License Agreement immediately without penalty and shall not be required to pay any costs to modify or upgrade Licensor's lighting system(s).
- B) In the event that Licensor determines a Shared Site Interference Study is required, Licensor and Licensee agree and acknowledge that this Agreement shall be contingent upon a satisfactory result of said Shared Site Interference Study.

LICENSOR:
By: _____
For MCHD - Licensor

By: _____
For City of Conroe - Licensor

Date: _____

LICENSEE:
By: _____

Print Name:

Title:

Date: _____

TERMS AND CONDITIONS

1. **DEFINITIONS.** Capitalized terms defined in the body of this Agreement are indexed by location on Appendix I attached hereto. Capitalized terms used in Agreement but not defined herein are defined in Appendix I.
2. **GRANT OF LICENSE.** Subject to the other terms of this Agreement, Licensor hereby grants Licensee a non-exclusive license to install, maintain and operate the Approved Equipment at the Licensed Space. All Approved Equipment shall be and remain Licensee's personal property throughout the Term of this Agreement. Licensor shall maintain the communication facility located on the Tower Facility in good order and repair, wear and tear, damage by fire, the elements or other casualty excepted. In no event shall Licensee's license as granted herein include rights to use in any fashion the air space above the Approved Equipment, and Licensor reserves the right to install, construct and/or operate additional improvements or equipment of Licensor or others above Licensee's Approved Equipment, including Licensee's shelter (commonly referred to as "stacking"), provided that such additional improvements or equipment do not materially and adversely interfere with the access to and operation of the Approved Equipment, including Licensee's shelter. Licensee is not required to utilize a stackable shelter, provided that, if Licensee opts to install a shelter that is not stackable and if Licensor receives an offer to license the air space above the Licensee's non-stackable shelter by a proposed subsequent user, Licensor may, at its election, upon 30 days prior written notice require the Licensee to replace such non-stackable shelter with a stackable shelter of a comparable size, provided that the proposed subsequent user agrees in writing to be wholly responsible for the cost of the Licensee's shelter replacement. Licensor grants Licensee a right of access to the Tower Facility 24 hours per day, 7 days per week during the Term and a designated location for the installation of Licensee's utilities over, under or across the Tower Facility (collectively, "**Easement**"). Licensee shall be responsible for any and all damage or loss that results from the installation of any cables or utility wires by Licensee or any company or person retained by Licensee (including a public utility company), including, without limitation, any damage or loss that results from the accidental cutting of utility wires or cables of any other party operating at the Tower Facility. Licensor shall provide Licensee with one set of keys and/or codes to access the Tower Facility. Licensee shall be responsible for ensuring that Licensor has, at all times, a complete and accurate written list of all employees and agents of Licensee who have been provided the keys or access codes to the Tower Facility. Licensor shall have the right to continue to occupy the Tower Facility and to grant rights to others for the Tower Facility in its sole discretion. Licensee shall have no property rights or interest in the Tower Facility or the Easement by virtue of this Agreement.
3. **EXHIBITS.** In the event of inconsistency or discrepancy between (a) Exhibit A and Exhibit B hereto, Exhibit A shall govern.
4. **USE.** Licensee shall be permitted the non-exclusive right to install, maintain, operate, service, modify and/or replace its Approved Equipment at the Licensed Space, which Approved Equipment shall be utilized for the transmission and reception of wireless voice and data communications signals (such transmission and reception to be solely within the Permitted Frequencies and, if applicable within the spectrum licensed to Licensee by the FCC). If as of the Effective Date, Licensee's wireless business consists of a one-way network which requires only that signals be transmitted from the Tower Facility, then notwithstanding the foregoing sentence, Licensee's use of Tower Facility under this Agreement shall be limited to the transmission of wireless voice and data communications signals. Licensee's permitted use with respect to the Licensed Space shall be limited solely to that enumerated in this section, and, except pursuant to separate agreement with Licensor, no person or entity other than Licensee shall have the right to install, maintain or operate its equipment or transmit or receive communications at, or otherwise use, the Licensed Space.

5. LICENSE FEES; TAXES; ASSESSMENTS.

- (a) **Monthly License Fee.** The Monthly License Fee, shall be payable in advance on the first day of each calendar month during the Term beginning upon the Commencement Date. If the Commencement Date is not the first day of a calendar month, the Monthly License Fee for any partial month shall be prorated on a daily basis.
- (b) **Utilities.** All utility services installed on the Tower Facility for the use or benefit of Licensee shall be made at the sole cost and expense of Licensee and shall be separately metered from Licensor's utilities. Licensee shall be solely responsible for extending utilities to the Tower Facility as necessary for the operation of the Approved Equipment and for the payment of utility charges including connection charges and security deposits incurred by Licensee. Licensee shall obtain and pay the cost of telephone connections, the installation of which shall be in compliance with the procedures for installation and maintenance of Approved Equipment set forth herein.
- (c) **Taxes.** Licensee shall be responsible for the payment of any applicable taxes, fees or governmental assessments against any equipment, personal property and/or improvements owned, leased or operated by Licensee or directly associated with Licensee's use of the Licensed Space. Except as provided immediately hereinafter, If applicable, Licensor shall pay all real property taxes Licensor is obligated to pay. Licensee shall reimburse Licensor for any increases in real property taxes which are assessed as a direct result of Licensee's improvements to or Approved Equipment located on the Tower Facility within 30 days of Licensor's request for such reimbursement. Upon Licensee's request, Licensor shall provide to Licensee copies of the documentation from the taxing authority, reasonably acceptable to Licensee, indicating the increase is due to Licensee's improvements or Approved Equipment.
- (d) **Payment Address.** All payments due under this Agreement shall be made to Licensor at Licensor's Remittance Address as more particularly shown on page 1 of this Agreement or such other address as Licensor may notify Licensee of in writing.

6. TERM.

- (a) **Initial Term.** The Initial Term of this Agreement shall be as specified in section IV.
- (b) **Renewal Term.** The term of this Agreement may be extended for each of the Renewal Terms as specified on page 1 of this Agreement, provided that at the time of each such renewal, (1) Licensee is not in default hereunder and no condition exists which if left uncured would with the passage of time or the giving of notice result in a default by Licensee hereunder and (2) the original Licensee identified in section IV of this Agreement has not assigned, sublicensed, subleased or otherwise transferred any of its rights hereunder except to, if at all, a Permitted Affiliate (as defined in section 19 herein). Provided that the foregoing conditions are satisfied, this Agreement shall automatically renew for each successive Renewal Term unless either Party notifies the other in writing of it's intention not to renew this Agreement at least 180 days prior to the end of the then existing Term.
- (c) **Holdover Term.** If Licensee fails to remove the Approved Equipment at the expiration of the Term without a written agreement, such failure shall be deemed to extend the terms of this Agreement on a month-to-month basis under the same terms and conditions herein except that (1) a Monthly License Fee shall be due on or before the first day of every calendar month during such month-to-month term in an amount equal to 150% of the Monthly License Fee in effect for the last month of the Term ("**Holdover Fee**"), such Holdover Fee to escalate annually on the anniversary of the Commencement Date by an amount equal to 6% of the Holdover Fee

in effect for the month immediately prior to the month in which escalation takes place, and (2) the month-to-month extension shall be terminable upon 15 days' prior written notice from either Licensor or Licensee to the other; provided, however, nothing contained herein shall grant Licensee the unilateral right to extend the Term of this Agreement after the expiration of the Term. In addition to the Monthly License Fee payable to Licensor in the event of an extension under this subsection 6(c), Licensee agrees to indemnify and hold Licensor harmless from any Damages arising out of or in connection with the extension, the operation of the Approved Equipment at the Tower Facility and Licensee's failure to perform all of its obligations under this Agreement at the termination or earlier expiration of this Agreement.

- 7. LIMITED COMMON EXPENSES.** Licensee and Licensor acknowledge that a portion of the License Fee is attributable to the following costs, as applicable: (1) all common expenses incurred for the operation, maintenance, repair and replacement of common facilities at the Tower Facility including, without limitation, fences, gates, access roads, and the Tower; (2) all expenses incurred for the operation, maintenance, repair and replacement associated with any building or shelter in which Licensee licenses space from Licensor, including, without limitation, the physical structure of the building, HVAC system, and common utility expenses; and (iii) all expenses incurred for the operation, maintenance, repair and replacement associated with any generator, or other backup power source owned by the Licensor to which Licensee is connected, including, without limitation, fuel expenses (collectively, the "**Maintenance Expenses**"). Licensor may review the Maintenance Expenses annually, and, if, as the result of such review, Licensor determines, in its sole discretion, the aggregate Maintenance Expenses incurred at the Tower Facility by Licensor have increased by more than 10% over such Maintenance Expenses as of the License Commencement Date or as of the date of the last License Fee increase resulting from increased Maintenance Expenses, Licensor may, but is not required to, impose an additional fee for Licensee's share of such an increase in the Maintenance Expenses in an amount equal to Licensee's pro rata share at the Tower Facility. Licensee's pro rata share shall be determined by dividing "1" by the number of users on the Tower Facility as of the date each such additional fee is assessed. If such a fee is imposed, Licensor shall adjust the License Fee to include such fee and shall notify Licensee in writing of such increase in the License Fee. Any such change in the License Fee resulting from an increase in the Maintenance Expenses will take effect with the next payment of the License Fee coming due after Licensee's receipt of such notice. Licensor's election not to conduct such a Maintenance Expenses review in any given year during the term of a Schedule shall not operate as a waiver of Licensor's right to conduct such a review and adjust the License Fee accordingly in any other such year. In addition to the foregoing, in the event that Licensee licenses space in a building or equipment shelter owned by Licensor, Licensee shall reimburse Licensor for its proportionate share of any common expenses, repairs or maintenance of such building or shelter (based upon the number of licensees utilizing such building or shelter during the subject period) that the Licensor bears with respect to the applicable building, including, without limitation, air conditioning, common utilities, and repair of the building structure and roof. All such payments shall be made by Licensee in addition to the payment of the License Fee and paid within 30 days after receipt of a statement setting forth the amount payable for third party costs incurred, which statement shall be accompanied by reasonably sufficient backup information, if applicable, so as to enable Licensee to verify the information contained in such statement.
- 8. SITE INSPECTION.** Before the date of any modifications to or installation of additional Approved Equipment, Licensee shall pay Licensor the Site Inspection Fee as defined on page 1 of this Agreement. In the event that Licensor installs such modified or additional Approved Equipment, Licensor shall waive the Site Inspection Fee with respect to such installation. Licensee acknowledges that any Site Inspection performed by Licensor of Licensee's installation is for the sole purpose and benefit of the Licensor and its affiliates, and Licensee shall not infer from or rely on any inspection by Licensor as assuring Licensee's installation complies with any applicable federal, state or local laws, ordinances, rules and regulations, that the installation was performed

in a good, workmanlike manner or that such installation will not cause impermissible or unlawful interference.

9. LABELING. Licensee shall identify the Approved Equipment (unless such cabinet is located in a building owned by Licensee) with labels permanently affixed thereto, indicating Licensee's name, contact phone number, and installation date. Licensee's coaxial cables shall be labeled at both the top and bottom of the Tower. If Licensee fails to so identify the Approved Equipment, Licensor may, in its sole discretion, declare Licensee to be in default of its obligations under this Agreement, terminate electric power to the Approved Equipment and remove the Approved Equipment from the Tower, or Licensor may label the Approved Equipment and assess against Licensee a fee based upon the hourly cost of labeling the equipment ("**Labeling Fee**"). The Labeling Fee shall become immediately due and payable upon receipt of invoice from the Licensor. Licensee's right to cure under section 21 of this Agreement shall not be applicable to Licensee's failure to properly label its Approved Equipment. If Licensor is unable to identify the Equipment as belonging to Licensee as a result of Licensee's failure to label the Approved Equipment, Licensor shall not be responsible to Licensee for any Damages incurred by Licensee arising from the interruption of Licensee's service caused by Licensor.

10. IMPROVEMENTS BY LICENSEE.

(a) **Installation and Approved Vendors.** Prior to the commencement of any construction or installation work (the "**Work**") on the Tower Facility, Licensee shall submit to Licensor for review and approval, which approval shall not be unreasonably withheld, detailed plans and specifications accurately describing all aspects of the proposed Work. Licensee shall provide notice to Licensor no less than 5 days prior to the date upon which Licensee intends to commence any construction or installation at the Tower Facility, together with a construction schedule, so Licensor has the opportunity to be present during any such installation or construction. Licensee shall not commence Work on the Tower Facility until Licensor issues to Licensee a Notice to Proceed (NTP). Licensor shall issue a NTP only upon request from the Licensee and receipt of the following complete and accurate documentation: (1) evidence that any contingencies set forth in the approval of Licensee's Application have been satisfied; (2) evidence that Licensee has obtained all required governmental approvals including, but not limited to, zoning approvals, building permits, and any applicable environmental approvals including copies of the same; (3) a copy of the plans and specifications that have been approved by Licensor for the proposed equipment installation; (4) evidence that any contractors other than Licensor that will be performing work on the Tower Facility are on Licensor's approved vendor list, with valid and current worker's compensation and general liability insurance certificates on file with Licensor naming Licensor as an additional insured and which otherwise satisfy the insurance coverage requirements set forth in section 15(d) of this Agreement; and (5) a construction schedule. Notwithstanding anything to the contrary in this Agreement, Licensor reserves the right, in its sole discretion, to refuse to permit any person or company to climb the Tower.

(b) **Structural Analysis/Interference Analysis.** Prior to the commencement of any Work on the Tower Facility by or for the benefit of the Licensee, Licensor may, in its reasonable discretion, perform or cause to be performed a structural analysis or require a professional engineer's certified letter to determine the availability of capacity at the Tower Facility for the modification of any Approved Equipment and/or additional equipment at the Licensed Space by Licensee. Licensee agrees to remit payment to Licensor for all reasonable costs and expenses incurred by Licensor for such structural analysis or professional engineer's certified letter ("**Structural Analysis Fee**") within 30 days following receipt of an invoice from Licensor. The foregoing payment shall be at Licensor's prevailing rates for the performance of same or the amount Licensor's vendor is then charging Licensor, as applicable. Prior to the commencement of any construction or installation on the Tower Facility by or for the benefit of the Licensee and/or the

modification of the Licensee's Permitted Frequencies propagated from the Licensed Space, Licensors may elect to perform a shared site interference study ("SSIS") and Licensee shall pay Licensors a fee based upon the cost of the study ("SSIS Fee"). This fee shall be payable at the time of Licensee's Application or immediately upon a determination by Licensors that a SSIS is required. In the event a SSIS is performed after the execution of this Agreement by Licensors but prior to the installation of Licensee's Approved Equipment, and such SSIS indicates that the proposed installation of Licensee's Approved Equipment on the Tower is acceptable, such an indication in no way relieves the Licensee of its obligations under section 11 herein.

- (c) **Equipment; Relocation, Modification, Removal.** Licensors hereby grants Licensee reasonable access to the Licensed Space for the purpose of installing and maintaining the Approved Equipment and its appurtenances. Except as otherwise provided, Licensee shall be responsible for all site Work to be done on the Licensed Space pursuant to this Agreement. Licensee shall provide all materials and shall pay for all labor for the construction, installation, operation, maintenance and repair of the Approved Equipment. Licensee shall not construct, install or operate any equipment or improvements on the Tower Facility other than those which are described on Exhibit A, alter the Permitted Frequencies, or alter the operation of the Approved Equipment. Licensee shall submit an Application, utilizing Licensors's then current form, to request the right to replace or modify its Approved Equipment, alter the Permitted Frequencies or increase the Ground Space, which Application shall be accompanied by a Relocation Application Fee. Licensors shall evaluate for approval the feasibility of Licensee's request, which approval shall be in Licensors's sole discretion. Licensee acknowledges that any such relocation or modification of the Approved Equipment may result in an increase in the Monthly License Fee. An amendment to this Agreement shall be prepared to reflect each addition or modification to Licensee's equipment to which Licensors has given its written consent and the resulting increase in the Monthly License Fee, if any. Licensee shall have the right to remove all Equipment at Licensee's sole expense on or before the expiration or earlier termination of the License provided Licensee repairs any damage to the Tower Facility or the Tower caused by such removal. Within 30 days of the expiration or termination of this Agreement for any reason, Licensee shall: (1) remove the Approved Equipment and any other property at the Tower Facility of Licensee from the Licensed Space at Licensee's sole risk, cost, and expense; (2) deliver the Licensed Space in substantially the same and in as good a condition as received (ordinary wear and tear excepted); and (3) repair any damage caused by the removal of the Approved Equipment within 10 days of the occurrence of such damage. If Licensee fails to timely pay the Holdover Fee and/or does not remove its Approved Equipment within 30 days after the expiration or termination of this Agreement, (1) the Approved Equipment shall be deemed conclusively and absolutely abandoned by Licensee and anyone claiming by, through, or under Licensee, except for Hazardous Materials and waste and Approved Equipment containing Hazardous Materials and waste, which must be removed by Licensee from the Licensed Space and Easement prior to the expiration or earlier termination of this Agreement; and (2) Licensors shall have the right to remove the Approved Equipment at Licensee's expense and dispose of such Approved Equipment in any manner Licensors so elects, and Licensee shall reimburse Licensors for its expenses upon demand without off-set.

11. RF INTERFERENCE/ USER PRIORITY.

- (a) **Definitions.** For purposes of this section 11, the following capitalized terms shall have the meanings set forth herein:
- (i) **Interference** includes any performance degradation, misinterpretation, or loss of information to a radio communications system caused by unwanted energy emissions, radiations, or inductions, but shall not include permissible interference as defined by the FCC, and in addition, with regard to Unlicensed Frequencies, congestion.

- (ii) **Licensed Frequencies** are those certain channels or frequencies of the radio frequency spectrum that are licensed by the FCC in the geographic area where the Tower Facility is located.
 - (iii) A **Licensed User** is any user of the Tower Facility, including Licensee, which transmits and/or receives Licensed Frequencies at the Tower Facility, but only with respect to such Licensed Frequencies.
 - (iv) A **Priority User** is any Licensed User of the Tower Facility that holds a priority position in relationship to Licensee for protection from Interference, as determined in this section 11, which status is subject to change as set forth herein.
 - (v) A **Subsequent User** is any user of the Tower Facility that holds a subordinate position in relationship to Licensee for protection from Interference, as determined in this section 11, which status is subject to change as set forth herein.
 - (vi) **Unlicensed Frequencies** are those certain channels or frequencies of the radio frequency spectrum that are not licensed by the FCC and are available for use by the general public in the geographic area where the Tower Facility is located.
 - (vii) An **Unlicensed User** is any user of the Tower Facility, including Licensee, which transmits and/or receives Unlicensed Frequencies at the Tower Facility, but only with respect to such Unlicensed Frequencies.
- (b) **Information.** Licensee shall cooperate with Licensor and with other lessees, licensees or occupants of the Tower Facility for purposes of avoiding Interference and/or investigating claims of Interference. Upon request, Licensee, within 10 days of Licensor's request, shall provide Licensor with a list of Licensee's transmit and receive frequencies and Approved Equipment specifications necessary to resolve or investigate claims of Interference.
- (c) **Unlicensed Frequencies.** Notwithstanding any other provision contained herein, as among Licensor, Licensee and other users of the Tower or Tower Facility, (1) an Unlicensed User shall have no priority with respect to any other FCC Unlicensed Users with respect to Interference; and (2) an Unlicensed User's rights and obligations with respect to such Interference shall be determined and governed by FCC Rules and Regulations and any other Applicable Law. Licensor expressly disclaims any and all warranties and accepts no responsibility for management, mediation, mitigation or resolution of Interference among FCC Unlicensed Users operating at the Tower Facility and shall have no liability therefor.
- (d) **Licensed Frequencies.** Subject to FCC Rules and Regulations and other Applicable Law, the Parties acknowledge and agree that the accepted industry standard for priority protection from Interference between multiple Licensed Users has been based on the priority of occupancy of each user to another user of the Tower or Tower Facility, which priority within Licensor has been based on submittal of its collocation Application by any user, including Licensee. Should Application of FCC Rules and Regulations and other Applicable Law not resolve any claims of Interference consistent with subsections 11(e), 11(f) and 11(g) below, as among Licensor, Licensee and other users of the Tower Facility, (i) each Licensed User's priority shall be maintained so long as the Licensed User does not change the equipment and/or frequency that it is entitled to use at the Tower Facility at the time of its initial occupancy (Licensee's occupancy for the purpose of this subsection 11(d) expressly extends back to the date Licensee first used or occupied this Tower Facility which date precedes the Effective Date hereof); and (ii) Licensee acknowledges and agrees that if Licensee replaces its Approved Equipment or alters the radio frequency of the Approved Equipment to a frequency range other than as described on page 1 of this Agreement, Licensee will lose its priority position for protection from Interference with regard to Approved Equipment operating at the

new frequency in its relationship to other Licensed Users which are in place as of the date Licensee replaces its Approved Equipment or alters its radio frequency, consistent with this section 11.

(e) **Correction.**

(i) Licensee. Licensee agrees not to cause Interference with the operations of any other user of the Tower or Tower Facility and to comply with all other terms and provisions of this section 11 imposed upon Licensee. If Licensor determines, in its reasonable discretion based on standard and accepted engineering practices, that Licensee's Approved Equipment is causing Interference to the installations of Licensor or a Priority User, Licensee shall, within 48 hours of notification from Licensor, commence such actions as are necessary to mitigate or eliminate the Interference, with the exception of ceasing Licensee's operations. If Licensee cannot mitigate or eliminate such Interference within the 48 hour period, Licensor may file a complaint with the FCC (currently the FCC's Enforcement Bureau, Spectrum Enforcement Division) or if such other user of the Tower Facility which is subject to Interference from the Licensee's Approved Equipment is a Priority User, then upon the request of such Priority User consistent with Licensor's contractual obligations owed to the Priority User, Licensor may require that Licensee turn off or power down its interfering Approved Equipment and only power up or use such Approved Equipment during off-peak hours specified by Licensor in order to test whether such Interference continues or has been satisfactorily eliminated. If Licensee is unable to resolve or eliminate, to the satisfaction of Licensor, such Interference within 30 days from Licensee's initial notification thereof, Licensee will immediately remove or cease operations of the interfering Approved Equipment and Licensee shall have the right terminate this License Agreement immediately without penalty or damages.

(ii) Licensor. Upon the request of Licensee, Licensor hereby covenants to take commercially reasonable efforts to prohibit a Subsequent User from causing Interference with the operations of Licensee to the extent Licensee is a Priority User pursuant this section 11. If Licensor determines, in its reasonable discretion based on standard and accepted engineering practices, that a Subsequent User's equipment is causing Interference to the installations of Licensee, upon Licensee's request, Licensor shall, within 48 hours of request, commence such actions as are necessary to eliminate the Interference, with the exception of ceasing Subsequent User's operations. In the event that such interference as described in this paragraph can not be corrected to the satisfaction of Licensee, Licensee shall have the right terminate this License Agreement immediately without penalty or damages.

(iii) Government Users. Notwithstanding the foregoing, if another user of the Tower or Tower Facility is a governmental entity, Licensor shall give such governmental entity written notice of the Interference within 5 Business Days of Licensor's determination that such action is reasonably necessary. Licensor shall have the right to give the governmental entity 5 Business Days, or more as specified in the governmental site or occupancy agreement or as required by Applicable Law, from the receipt of such notice prior to Licensor being required to take any actions required by this subsection 11 (e) to cure such Interference.

(f) **FCC Requirements Regarding Interference.** Nothing herein shall prejudice, limit or impair Licensee's rights under Applicable Law, including, but not limited to, FCC Rules and Regulations to redress any Interference independently of the terms of this section 11. Notwithstanding anything herein to the contrary, the provisions set forth in this section 11 shall be interpreted in a manner so as not to be inconsistent with Applicable Law, including, but not limited to, FCC Rules and Regulations and nothing herein relieves Licensee from complying with all Applicable Laws governing the propagation of radio frequencies and/or radio frequency interference. The Parties acknowledge that currently FCC Rules and Regulations govern the obligations of wireless telecommunication service providers with respect to the operation of

equipment and use of frequencies. Consequently, the provisions set forth in this section 11 are expressly subject to CFR, Title 47, including but not limited to Part 15, et seq, governing Radio Frequency Devices; Part 20, et seq, governing commercial mobile radio services; Part 24, et seq, governing personal communications services; and Part 90, et seq, governing private land mobile radio services. In addition, in accordance with good engineering practice and standard industry protocols, licensees employ a wide range of techniques and practices, including those involving the use of proper types of equipment as well those related to the adjustment of operating parameters, in a mutually cooperative effort to identify and mitigate sources of Interference. The obligation of licensees, including, but not limited to, private paging, specialized mobile radio services, cellular radiotelephone service and personal communications services, to avoid Interference is set forth in 47 CFR Part 90, Subpart N – Operating Requirements, §90.403(e). Claims of Interference are ultimately cognizable before the FCC’s Enforcement Bureau, Spectrum Enforcement Division. Licensee shall observe good engineering practice and standard industry protocols, applying such commercially reasonable techniques as constitute best practices among licensees, in the deployment of their frequencies and the operation of the Approved Equipment. If Licensee deploys its frequencies or operates the Approved Equipment in a manner which prevents any other user of the Tower or Tower Facility from decoding signal imbedded in their licensed frequencies such that the Spectrum Enforcement Division makes a determination that the Licensee is the cause of the Interference and Licensee fails or refuses to mitigate or eliminate the Interference within the time and manner proscribed by the Spectrum Enforcement Division, Licensee shall be in default of this Agreement and the remedies set forth in section 22 shall apply.

- (g) **Public Safety Interference.** As of the Commencement Date, Licensor and Licensee are aware of the publication of FCC Final Rule, Private Land Mobile Services; 800 MHz Public Safety Interference Proceeding, FC 04-168, *Federal Register*. November 22, 2004 (Volume 69, Number 224), Rules and Regulations, Page 67823-67853 (“**Final Rule**”). Claims of Interference made by or against users which are public safety entities shall be in compliance with the Final Rule as and when effective, or otherwise in accordance with FCC Rules and Regulations.
- (h) **AM Detuning.** The parties acknowledge that the FCC Rules and Regulations govern the obligations of Licensee with respect to the operation of the Approved Equipment. Consequently, the provisions set forth in this Agreement are expressly subject to the FCC Rules and Regulations, including, but not limited to 47 C.F.R. §§ 27.63, 22.371 and 73.1692. Licensee agrees, at Licensee’s sole cost, to comply with the foregoing as well as any and all other FCC rules, regulations and public guidance relating to AM detuning as such provisions currently exist or are hereafter modified. Licensee shall be fully responsible for any pre and/or post installation testing for AM interference at the Tower Facility and for the installation of any new detuning apparatus or the adjustment of any existing detuning apparatus that may be necessary to prevent adverse effects on the radiation pattern of any AM station caused by the modification of or additions to the Approved Equipment. Licensee shall provide Licensor with written proof of such compliance. In the event that Licensee determines that pre or post-installation testing for AM interference is not required at the Tower Facility, such a determination shall be at Licensee’s sole risk. If Licensee or Licensor receives a complaint of interference from an AM broadcast station after a Tower is modified to accommodate Licensee, Licensee shall eliminate such interference within 30 calendar days of the receipt of such complaint. Licensee’s failure to eliminate such interference within such 30 day period shall constitute a default under this Agreement and Licensor shall have the right to eliminate such interference at Licensee’s expense. Licensee further agrees to indemnify Licensor, to the extent permitted by law and to the extent appropriations have been set aside by Licensee’s Board of Directors therefore, in the event that Licensee’s failure to comply with the FCC Rules and Regulations prior to installation/modification of the Approved Equipment results in any administrative investigation, proceeding or adjudication with respect to Licensor. In the event

that Licensee is unable to eliminate the interference described in this paragraph without obstructing Licensee's own operations and use of this tower, Licensee shall have the right to terminate this License Agreement immediately without penalty or damages.

12. SITE RULES AND REGULATIONS. Licensee agrees to comply with the reasonable rules and regulations established from time to time at the Tower Facility by Licensor, which may be modified by Licensor from time to time upon receipt by Licensee of such revised rules and regulations. Such rules and regulations will not unreasonably interfere with Licensee's use of the Licensed Space under this Agreement.

13. CASUALTY; CONDEMNATION.

(a) **Casualty.** In the event the Tower or other portions of the Tower Facility are destroyed or so damaged so as to materially interfere with Licensee's use and occupancy thereof, Licensor or Licensee shall be entitled to elect to cancel and terminate this Agreement on the date of destruction of that portion of the Tower Facility and any unearned Monthly License Fee paid in advance of such date shall be refunded by Licensor to Licensee within thirty (30) days of the termination date of this Agreement. Notwithstanding the foregoing, Licensor may elect to restore the Tower Facility, in which case Licensee and Licensor shall remain bound hereby but Licensee shall be entitled to an abatement of the Monthly License Fee during the loss of use. The restoration of the Tower Facility must be sufficiently completed to allow Licensee to utilize the Tower Facility for its designated purposes within 180 days. If the Tower Facility is not so restored within such 180 day time period, then Licensee's sole remedy shall be to terminate this Agreement upon written notice to Licensor.

(b) **Condemnation.** If the whole or a substantial part of the Tower Facility shall be taken by any public authority under the power of eminent domain or in deed or conveyance in lieu of condemnation so as to materially interfere with Licensee's use thereof and benefits therefrom, then Licensor or Licensee shall have the right to terminate this Agreement. Any unearned Monthly License Fee paid in advance of such termination shall be refunded by Licensor to Licensee within 30 days following the termination of this Agreement. Licensee agrees not to make a claim to the condemning authority for any condemnation award to the extent such claim shall diminish or affect the award made to Licensor with regard to such condemnation.

14. COMPLIANCE WITH LAWS. Licensor shall be responsible for compliance with any marking and lighting requirements of the FAA and the FCC applicable to the Tower Facility, provided that if the requirement for compliance results from the presence of the Approved Equipment on the Tower, Licensee shall pay the costs and expenses therefor (including any lighting automated alarm system so required). Licensee has the responsibility of carrying out the terms of Licensee's FCC license with respect to tower light observation and notification to the FAA if those requirements imposed on Licensee are in excess of those required of Licensor. Notwithstanding anything to the contrary in this Agreement, Licensee shall at all times comply with all Applicable Laws and ordinances and all rules and regulations of municipal, state and federal governmental authorities relating to the installation, maintenance, location, use, operation, and removal of the Approved Equipment and other alterations or improvements authorized pursuant to the provisions of this Agreement.

15. INDEMNIFICATION; INSURANCE.

- (a) **Mutual Indemnity.** To the extent permitted by law and subject to the mutual waiver of subrogation set forth in section 27, Licensee and Licensor each indemnifies the other against and holds the other harmless from any and all costs, demands, Damages, suits, expenses, or causes of action (including reasonable attorneys fees and court costs) which arise out of the use and/or occupancy of the Licensed Space by the indemnifying party. This indemnity does not apply to any Claims arising from the negligence, gross negligence, or intentional misconduct of the Indemnified Party. The indemnities contained herein expressly extend back to the date Licensee first used or occupied this Tower Facility which date precedes the Effective Date hereof.
- (b) **Limits on Indemnification.** Neither party shall be responsible or liable to any of the foregoing Indemnified Parties for any Damages arising from any claim to the extent attributable to any acts or omissions of other licensees or users occupying the Tower Facility or for any structural or power failures or destruction or damage to the Tower Facility except to the extent caused by the sole, joint, or concurrent negligence, gross negligence, or willful misconduct of such party. The limitations on indemnification contained herein expressly extend back to the date Licensee first used or occupied this Tower Facility which date precedes the Effective Date hereof.
- (c) **Survival.** The provisions of this section 15 shall survive the expiration or earlier termination of this Agreement with respect to any events occurring on or before expiration or termination of same whether or not Claims relating thereto are asserted before or after such expiration or termination.
- (d) **Insurance.** Licensor and Licensee shall keep in full force and effect, during the Term of this Agreement, insurance coverage in accordance with Appendix II attached hereto.

16. LIMITATION OF PARTIES' LIABILITY. NEITHER LICENSOR NOR LICENSEE SHALL BE RESPONSIBLE FOR, AND HEREBY WAIVES ANY INCIDENTAL OR CONSEQUENTIAL DAMAGES INCURRED RESULTING FROM (1) LICENSEE'S USE OR LICENSEE'S INABILITY TO USE THE TOWER FACILITY, OR (2) DAMAGE TO THE OTHER'S EQUIPMENT.

17. DISCLAIMER OF WARRANTY. LICENSOR HEREBY EXPRESSLY DISCLAIMS ALL WARRANTIES OF MERCHANTABILITY AND FITNESS FOR A PARTICULAR PURPOSE ASSOCIATED WITH THE TOWER FACILITY OR THE TOWER. LICENSEE HEREBY ACCEPTS THE TOWER FACILITY "AS IS, WHERE IS, WITH ALL FAULTS."

18. NOTICES. All notices, demands, approvals, requests and other communications shall be in writing to such party at the address listed in the introductory paragraph of this Agreement (and in each case, in the event of notice to Licensor, with a copy of such notice to City of Conroe, attention: Finance and Administration, 300 W. Davis, Conroe, Texas 77301, or at such other address as such party shall designate by notice to the other party hereto in accordance with this section 18 (the "**Notice Address**") and may be personally delivered; mailed, via United States certified mail, return receipt requested; or transmitted by overnight courier for next Business Day delivery, and, if not delivered personally, shall be deemed to be duly given or made 2 Business

Days after deposit with the applicable carrier or courier. Notices will be deemed to have been given upon either receipt or rejection.

19. ASSIGNMENT; SUBLEASING. Licensee may not assign this Agreement as a whole, or any portion of Licensee's rights, title, and interests hereunder without Licensor's prior written consent; *provided, however*, that Licensor's consent will not be required for an assignment to (1) any person or entity which is directly or indirectly (through one or more subsidiaries) controlled by, controlling or under common control with Licensee, (2) is the successor or surviving entity by a merger or consolidation of such entity, or (3) purchases substantially all the assets of Licensee (collectively, "**Permitted Affiliate**"). In no event may Licensee sublet, sublease, or permit any other similar use of the Tower Facility or Licensed Space by any other party. Any permitted assignee shall expressly assume, and become bound by, all of Licensee's obligations under this Agreement. Licensor may freely assign, transfer, or sublease this Agreement and, in such event, Licensor shall be relieved of all of its obligations under this Agreement from and after the date of such assignment, transfer, or sublease. Licensee shall pay Licensor an reasonable hourly fee, which may include attorney time if necessary, in each instance in which Licensee requests Licensor to consent to an assignment of this Agreement or in which Licensee seeks an estoppel certificate, nondisturbance agreement, subordination agreement or other similar agreement to defray the administrative cost incurred by Licensor to process such requests, prepare and process any necessary documentation, and modify its database and other information systems to reflect any such agreement. Such fee is due upon receiving such bill by licensee and failure to pay such fee is considered a default of this Agreement. Notwithstanding anything to the contrary, Licensor may condition its consent to any assignment, on among other things, (1) requiring that the assignee execute a new form of license agreement so long as the Monthly License Fee and Initial and Renewal Terms of such agreement are consistent with those set forth in this Agreement, and (2) requiring the assignee to demonstrate that it maintains at the time of such assignment, as evidenced by current financial statements provided to Licensor, a financial position reasonably demonstrating the ability of such assignee to meet and perform the obligations of Licensee hereunder through the unexpired balance of the then current Initial Term or Renewal Term. Any purported assignment by Licensee in violation of the terms of this Agreement shall be void. This Agreement shall be binding upon the successors and permitted assigns of both Parties.

20. RESERVED.

21. DEFAULT. The occurrence of any of the following instances shall be considered to be a default or a breach of this Agreement by Licensee: (1) any failure of Licensee to pay the Monthly License Fee, or any other charge for which Licensee has the responsibility of payment under this Agreement, within 10 days of the date following written notice to Licensee from Licensor, or its designee, of such delinquency, it being understood, however, that Licensor is obligated to provide such notice only one time for each defaulting issue, and the second instance of the failure to pay the Monthly License Fee or any other charge shall be an immediate default without notice to Licensee if not paid within 10 Business Days of the date when due; (2) any failure of Licensee to perform or observe any term, covenant, provision or condition of this Agreement which failure is not corrected or cured by Licensee within 30 days of receipt by Licensee of written notice from Licensor, or its designee, of the existence of such a default; except such 30 day cure period shall be extended as reasonably necessary to permit Licensee to complete a cure so long as Licensee commences the cure within such 30 day cure period and thereafter continuously and diligently pursues and completes such cure; (3) failure of Licensee to abide by the interference provisions as set forth in section 11; (4) Licensee shall become bankrupt, insolvent or file a voluntary petition in bankruptcy, have an involuntary petition in bankruptcy filed against Licensee which cannot be or is not dismissed by Licensee within 60 days of the date of the filing of the involuntary petition, file for reorganization or arrange for the appointment of a receiver or trustee in bankruptcy or reorganization of all or a substantial portion of Licensee's assets, or Licensee makes an assignment for such purposes for the benefit of creditors; (5) this Agreement or Licensee's interest

herein or Licensee's interest in the Tower Facility are executed upon or attached by any legal proceeding; (6) the imposition of any lien on the Approved Equipment except as may be expressly authorized by this License, or an attempt by Licensee or anyone claiming through Licensee to encumber Licensor's interest in the Tower Facility, and the same shall not be dismissed or otherwise removed within 10 Business Days of written notice from Licensor to Licensee.

22. **REMEDIES.** In the event of a default or a breach of this Agreement by Licensee and after the Licensee's failure to cure the same within the time allowed Licensee to cure such default, if applicable, then Licensor may, in addition to all other rights or remedies Licensor may have hereunder at law or in equity, (1) terminate this Agreement by giving written notice to the Licensee, stating the date upon which such termination shall be effective, accelerating and declaring to be immediately due and payable the then present value of all Monthly License Fees and other charges or fees which would have otherwise been due Licensor absent a breach of the Agreement by Licensee, discounted by an annual percentage rate equal to 3%, (2) terminate electrical power to the Approved Equipment, and/or (3) remove the Approved Equipment without being deemed liable for trespass or conversion and store the same at Licensee's sole cost and expense for a period of 30 days after which the Approved Equipment, other than Hazardous Materials, will be deemed conclusively abandoned if not claimed by Licensee. Licensor shall not be responsible for any damage to Licensee's equipment resulting from removal. Licensee shall pay all reasonable attorney's fees, court costs, removal and storage fees, and other items of cost reasonably incurred by Licensor in recovering the Monthly License Fee or other fee or charge. Licensee shall not be permitted to claim the Approved Equipment until Licensor has been reimbursed for removal, storage fees, and any other fees due and owing under the terms of this Agreement. No endorsement or statement on any check or letter accompanying a check for payment of any monies due and payable under the terms of this Agreement shall be deemed an accord and satisfaction, and Licensor may accept such check or payment without prejudice to its right to recover the balance of such monies or to pursue any other remedy provided by law or in this Agreement. Licensor shall accept any such partial payment for the account of Licensee. Past due amounts under this Agreement will bear interest from the date upon which the past due amount was due until the date paid at the maximum rate allowed by law. In addition, Licensee shall be assessed a late payment fee equal to 25% of the then-current Monthly License Fee for any payment or reimbursement due to Licensor under this Agreement which is overdue by ten (10) days or more and such fee shall be assessed for each 30 day period thereafter that any such amount (or portion thereof) remains unpaid.

23. **GOVERNMENTAL APPROVALS; PERMITS.** In the event that any governmental permit, approval or authorization required for Licensor's use of, operation of, or right to license space to Licensee at the Tower Facility is terminated or withdrawn by any governmental authority or third party as part of any governmental, regulatory, or legal proceeding, Licensor may terminate this Agreement. Licensee hereby agrees that in the event of a governmental or legal order requiring the removal of the Approved Equipment from the Tower, the modification of the Tower, or the removal of the Tower, Licensee shall remove the Approved Equipment promptly, but in no event later than the date required by such order, at Licensee's sole cost and expense. Licensor shall cooperate with Licensee in Licensee's efforts to obtain any permits or other approvals that may be necessary for Licensee's installation and operation of the Approved Equipment, provided that Licensor shall not be required to expend any funds or undertake any liability or obligation in connection with such cooperation. Licensor may elect to obtain such required approvals or permits on Licensee's behalf, at Licensee's sole cost and expense. In no event may Licensee encourage, suggest, participate in or permit the imposition of any restrictions or additional obligations whatsoever on the Tower Facility or Licensor's current or future use or ability to license space at the Tower Facility as part of or in exchange for obtaining any such approval or permit. In the event that Licensee's shelter or cabinets are installed above a third-party or Licensor-owned shelter or building, Licensee shall be solely responsible for obtaining any required approvals, or

permits in connection with such shelter or cabinet installation, excepting the consent of other users at the Tower Facility.

24. **REPLACEMENT OF TOWER/RELOCATION OF APPROVED EQUIPMENT.**

(a) **Replacement of Tower.** Licensor may, at its election, replace or rebuild the Tower or a portion thereof. Such replacement will (1) be at Licensor's sole cost and (2) not result in an interruption of Licensee's communications services beyond that which is necessary to replace the new Tower. Licensee may establish a temporary facility on the Tower Facility to provide such services as Licensee deems necessary during any such construction by Licensor so long as adequate space is then available. The location of such temporary facilities shall be subject to Licensor's approval. At the request of either Party, Licensor and Licensee shall enter into an amendment to this Agreement to clarify the rights of Licensor and Licensee to the new Tower Facility.

25. **EMMISSIONS.** If antenna power output ("**RF Emissions**") is presently or hereafter becomes subject to any restrictions imposed by the FCC or other governmental agency for RF Emissions standards on Maximum Permissible Exposure ("**MPE**") limits, or if the Tower Facility otherwise becomes subject to federal, state or local rules, regulations, restrictions or ordinances, Licensee shall comply with Licensor's reasonable requests for modifications to the Approved Equipment which are reasonably necessary for Licensor to comply with such limits, rules, regulations, restrictions or ordinances and Licensor shall use commercially reasonable efforts to cause all other licensees of the Tower Facility to promptly comply. If Licensor requires an engineering evaluation or other power density study be performed to evaluate RF Emissions compliance with MPE limits, then all reasonable costs of such an evaluation or study shall be paid proportionately by Licensee and all other licensees of the Tower within 30 days of Licensor's request therefor. If said study or a study sponsored by any governmental agency indicates that RF Emissions at the Tower Facility do not comply with MPE limits, then Licensee and Licensor, each for itself, shall immediately take any and all steps necessary to ensure that it is individually in compliance with such limits, up to and including cessation of operation, until a maintenance program or other mitigating measures can be implemented to comply with MPE and in addition, Licensor shall use commercially reasonable efforts to cause all other licensees of the Tower to take similar steps necessary to ensure that they are individually in compliance with such limits.

26. **ENVIRONMENTAL.** Licensee covenants that it will not use, store, dispose, or release any Hazardous Substances on the Property in violation of Applicable Law. Licensee agrees to indemnify and save harmless Licensor, to the extent permitted by law and to the extent appropriations have been set aside by Licensee's Board of Directors therefore, against any and all Claims, liabilities, causes of action, Damages, orders, judgments, and clean-up costs arising from Licensee's breach of any the covenants contained in this section 26. The obligations of Licensee to indemnify Licensor pursuant to this section 26 shall survive the termination or expiration of this Agreement. The indemnities contained herein expressly extend back to the date Licensee first used or occupied this Tower Facility which date precedes the Effective Date hereof.

27. **SUBROGATION.**

(a) **Waiver.** Licensor and Licensee waive all rights against each other and any of their respective consultants and contractors, agents and employees, for Damages caused by perils to the extent covered by the proceeds of the insurance provided herein, except such rights as they may have to the insurance proceeds. All insurance policies required under this Agreement shall contain a waiver of subrogation provision under the terms of which the insurance carrier of a Party waives all of such carrier's rights to proceed against the other Party. Licensee's insurance policies shall provide such waivers of subrogation by endorsement. The Licensee

shall require by appropriate agreements, written where legally required for validity, similar waivers from its contractors and subcontractors. A waiver of subrogation shall be effective as to a person or entity even though that person or entity would otherwise have a duty of indemnification, contractual or otherwise, did not pay the insurance premium directly or indirectly, and whether or not the person or entity had an insurable interest in the property damaged.

- (b) **Mutual Release.** Notwithstanding anything in this Agreement to the contrary, Licensor and Licensee each release the other and its respective affiliates, employees and representatives from any Claims by them or any one claiming through or under them by way of subrogation or otherwise for damage to any person or to the Tower Facility and to the fixtures, personal property, improvements and alterations in or on the Tower Facility that are caused by or result from risks insured against under any insurance policy carried by each and required by this Agreement, provided that such releases shall be effective only if and to the extent that the same do not diminish or adversely affect the coverage under such insurance policies and only to the extent of the proceeds received from such policy.

28. **GOVERNING LAW, VENUE, SEVERABILITY.** This Agreement shall be governed by the laws of the State of Texas. Any litigation in any way relating to this Agreement shall be brought in State Court in a District Court in Montgomery County, Texas. If any provision of this Agreement is found invalid or unenforceable under judicial decree or decision, the remaining provisions of this Agreement shall remain in full force and effect. Any approval, consent, decision, or election to be made or given by a Party may be made or given in such Party's sole judgment and discretion, unless a different standard (such as reasonableness or good faith) is provided for explicitly.
29. **FINANCING AGREEMENT.** Licensee may, upon written notice to Licensor, mortgage or grant a security interest in the Approved Equipment to any such mortgagees or holders of security interests including their successors and assigns. No such security interest shall extend to, affect or encumber in any way the interests or property of Licensor.
30. **MISCELLANEOUS.** Upon Licensor's written request, Licensee shall promptly furnish Licensor with complete and accurate information in response to any reasonable request by Licensor for information about any of the Approved Equipment or utilities utilized by Licensee at the Tower Facility or any of the channels and frequencies utilized by Licensee thereon. Either Licensor or Licensee may be referred to herein as a "**Party**" and both Licensor and Licensee together may be referred to herein as the "**Parties**". Upon the termination or expiration of this Agreement, Licensee shall immediately upon the request of Licensor deliver a release of any instruments of record evidencing such Agreement. Notwithstanding the expiration or earlier termination of the Agreement, sections 15, 16, 17, and 26 shall survive the expiration or earlier termination of the Agreement. No waiver of any of the provisions of this Agreement shall constitute a waiver of any other provision herein (whether or not similar), nor shall such waiver constitute a continuing waiver unless expressly agreed to in writing by the affected Party. This Agreement constitutes the entire agreement of the Parties hereto concerning the subject matter herein and shall supersede all prior offers, negotiations and agreements, whether written or oral. No revision of the Agreement shall be valid unless made in writing and signed by authorized representatives of both Parties. This Agreement may be executed in any number of counterparts, each of which shall be an original, but all of which together shall constitute but one instrument. The Parties agree that a scanned or electronically reproduced copy or image of this Agreement shall be deemed an original and may be introduced or submitted in any action or proceeding as a competent evidence of the execution, terms and existence of this Agreement notwithstanding the failure or inability to produce or tender an original, executed counterpart of this Agreement and without the requirement that the unavailability of such original, executed counterpart of this first be proven. Licensor hereby certifies that Licensor is not in default or breach of any of its obligations under any existing license, lease or other written or oral agreements between Licensee (including any predecessor in interest

to Licensee) and Licensor (including any predecessor in interest to Licensor) entered into for this Tower Facility, and that as of the Effective Date Licensee has no claims against Licensor under any such agreements.

31. **CONFIDENTIALITY.** Neither Party shall use the other's name, service mark or trademark in any public announcement or advertisement without the prior written consent of the other Party, which may be withheld in such Party's sole and absolute discretion.

The offer of license expressed in this Agreement shall automatically expire and become void if two unaltered counterparts of this Agreement, executed by Licensee, are not delivered to Licensor within 30 days of the Effective Date.

ATTACHED EXHIBITS:

Exhibit A: List of Approved Equipment and location of the Licensed Space

Appendix I: Definitions

Appendix II: Insurance

Exhibit A
List of Approved Equipment and location of Licensed Space

Appendix I Defined Terms

Affiliate(s): Any corporation, partnership, limited liability company or other entity that (1) is controlled directly or indirectly (through one or more subsidiaries) by Licensee, or (2) is the successor or surviving entity by a merger or consolidation of Licensee pursuant to Applicable Law, (3) purchases all or substantially all of the assets of Licensee. For purposes of this definition, “**control**” means the possession of the right through the ownership of 50% or more of the shares with voting rights to effectively direct the business decisions of the subject entity.

Agreement: defined in the introductory paragraph.

Annual Escalator: defined in section IV on page 1.

Applicable Law: All applicable statutes, ordinances, laws, regulations and directives of any federal, state or local governmental unit, authority or agency having jurisdiction over a Licensed Space or affecting the rights and obligations of Licensor or Licensee under this Agreement, including without limitation, the Communications Act of 1934, as amended from time to time, FCC Rules and Regulations, and the rules, regulations and written policies and decisions of the FAA.

Application: defined in section IV on page 1.

Application Fee: defined in section IV on page 1.

Approved Equipment: the communications system, including antennas, radio equipment, cabling and conduits, shelter and/or cabinets and other personal property owned or operated by Licensee at the Licensed Space, as defined in the Exhibit A or B to this Agreement.

Business Day: a day other than a Saturday, Sunday or legal holiday for commercial banks under the laws of the United States or the State of Texas.

Claims: demands, claims, suits, actions, proceedings or investigations brought against a Person by an unrelated or unaffiliated Person.

Commencement Date: defined in section IV on page 1.

Connection Fee: defined in section IV on page 1.

Construction Drawings: defined in section 3.

CPI: The Consumer Price Index as published by the United States Department of Labor, Bureau of Labor Statistics. If such index is discontinued or revised, such other government index or computation with which it is replaced shall be used in lieu thereof.

Damages: debts, liabilities, obligations, losses, damages, excluding consequential or punitive damages, costs and expenses, interest (including, without limitation, prejudgment interest), penalties, reasonable legal fees, court costs, disbursements and costs of investigations, deficiencies, levies, duties and imposts.

Easement: defined in section 2.

Effective Date: defined in the introductory paragraph.

FAA: the United States Federal Aviation Administration or any successor federal agency established for the same or similar purpose.

FCC: the United States Federal Communications Commission or any successor federal agency established for the same or similar purpose.

FCC Rules and Regulations: All of the rules, regulations, public guidance, written policies and decisions governing telecommunications generally and wireless telecommunications specifically as promulgated and administered by the FCC, which on the Effective Date includes, but is not limited to, those administered by the Wireless Telecommunications Bureau of the FCC and more specifically referenced as the Code of Federal Regulations, title 47, parts 0 through 101, as amended.

Final Rule: defined in subsection 11(g).

Ground Space: The portion of the Tower Facility licensed for use by Licensee to locate a portion of the Approved Equipment thereon, in the square footage amount depicted on Exhibit B of each Agreement. In no event shall the Ground Space include the air space or rights above the Approved Equipment located in the Ground Space.

Hazardous Substances: Any hazardous material or substance which is or becomes defined as a hazardous substance, pollutant or contaminant subject to reporting, investigation or remediation pursuant to Applicable Law; any substance which is or becomes regulated by any federal, state or local governmental authority; and any oil, petroleum products and their by-products.

Holdover Fee: defined in subsection 6(c).

Indemnified Party: any Person entitled to Indemnification under section 15 hereof.

Index: defined in section 1.

Initial Term: defined in subsection 6(a).

Interference: defined in subsection 11(a)(i).

Labeling Fee: defined in Section 9.

Licensed Frequencies: defined in subsection 11(a)(ii).

Licensed Space: Location of the Approved Equipment on the Tower and at the Ground Space as more specifically described in Exhibits A and B attached hereto.

Licensed User: defined in subsection 11(a)(iii).

Licensee: defined in the introductory paragraph.

Licensor: defined in the introductory paragraph.

Maintenance Expenses: defined in section 7.

Monthly License Fee: defined in subsection 5(a).

MPE: defined in section 25.

Notice Address: defined in section 18.

NTP (Notice to Proceed): Written notice from Licensor to Licensee acknowledging that all required documentation for the construction and installation of the Approved Equipment has been received and approved by Licensor and Licensee is authorized to commence its installation of the Approved Equipment at the Licensed Space, as more particularly set forth in section 10(a) of this Agreement.

Party(ies): defined in section 30.

Permitted Affiliate: defined in section 19.

Permitted Frequencies: defined in section III on page 1.

Priority User: defined in subsection 11(a)(iv).

Relocation Application Fee: defined in section IV on page 1.

Remittance Address: defined in section II of page 1.

Renewal Term(s): defined in subsection 6(b).

RF Emissions: defined in section 25.

Site Inspection Fee: defined in section IV on page 1.

SSIS: defined in subsection 10(b).

SSIS Fee: defined in subsection 10(b).

Structural Analysis Fee: defined in subsection 10(b).

Subsequent User: defined in subsection 11 (a)(v).

Term: Initial Term and each Renewal Term which is effected pursuant to section 6 of this Agreement.

Tower: A communications or broadcast tower owned and operated by Licensor and located at the Tower Facility.

Tower Facility: Certain real property owned, leased, subleased, licensed or managed by Licensor shown on page 1 of this Agreement, on which a Tower owned, leased, licensed or managed by Licensor is located.

Unlicensed Frequencies: defined in subsection 11(a)(vi).

Unlicensed User: defined in subsection 11(a)(vii).

Utility Fee: defined in section IV on page 1.

Work: defined in subsection 10(a).

Appendix II Insurance

- A. LICENSOR shall maintain in full force during the term of this Agreement the following insurance:
1. Worker's Compensation Insurance with statutory limits in accordance with all applicable state and federal laws, and Employers' Liability Insurance with minimum limits of \$500,000.00 per accident/occurrence, or in accordance with all applicable state and federal.
 2. Commercial General Liability Insurance (Bodily Injury and Tower Facility Damage), the limits of liability of which shall not be less than \$1,000,000.00 per occurrence.
- B. LICENSEE shall maintain in full force during the term of this Agreement and shall cause all contractors or subcontractors performing Work on any Licensed Site prior to the commencement of any such Work on behalf of Licensee to maintain the following insurance:
1. Worker's Compensation Insurance with statutory limits in accordance with all applicable state and federal laws, and Employers' Liability Insurance with minimum limits of \$500,000.00 per accident/occurrence, or in accordance with all applicable state and federal laws.
 2. Commercial General Liability Insurance (Bodily Injury and Tower Facility Damage), the limits of liability of which shall not be less than \$1,000,000.00 per occurrence.

The above insurance maintained by Licensee shall provide that LICENSOR will receive not less than 30 days written notice prior to any cancellation of, or material change in coverage. The insurance specified in this Item B shall contain a waiver of subrogation against LICENSOR and shall name LICENSOR as additional insured, and shall be primary over any insurance coverage in favor of LICENSOR but only with respect to and to the extent of the insured liabilities assumed by LICENSEE under this Agreement and shall contain a standard cross-liability endorsement.

- C. Notwithstanding the foregoing insurance requirements, (a) the insolvency, bankruptcy, or failure of any insurance company carrying insurance for either Party, or failure of any such insurance company to pay Claims accruing, shall not be held to waive any of the provisions of this Agreement or relieve either Party from any obligations under this Agreement, and (b) the Licensor reserves the right, from time to time, to increase the required liability limits described above in Items A and/or B in accordance with then-current customary insurance requirements in the tower industry nationally.

Agenda Item # 14



We Make a Difference!

To: Board of Directors

From: Melissa Miller

Date: January 24, 2017

Re: Purchase of New Ventilators

Consider and act on the purchase of forty-five (45) O-Two Medical Technologies E700 Series Transport Ventilators.

We are seeking approval to purchase 45 budgeted Series E700 Transport Ventilators. MCHD received three (3) bids in response to our RFP. The bids were evaluated and ranked. All respondents ranked equally with the exception of price. MCHD recommends the purchase of 45 E700 Transport Ventilators with E-vent Smart Mounts for \$ 215,550.00 to be made through the low bidder Henry Shein Inc. This purchase is \$ 76,950.00 under the budgeted price of \$ 292,500.00.

MCHD New Ventilator 2017 RFP Ranking			
Proposal Evaluation Form			
	Penn Care, Inc.	Bound Tree Medical	Henry Schein, Inc.
<i>Scale 0-2; No Mention [0] to Exceeds Requirements [2]</i>			
Proposal Evaluation Factors			
Meet Minimum Requirements	1	1	1
Meet product specifications	1	1	1
Demonstrated Proposers Experience in Supplying Requested Product	2	2	2
Meeting MCHD's Required Deadline for delivery	2	2	2
Pricing	1	0	2
Total Score	7	6	8

Fiscal Impact:

- Yes No N/A
- Budgeted item?
- Within budget?
- Renewal contract?
- Special request?

Agenda Item # 15

To: Board of Directors

From: Ade Moronkeji

Date: January 24, 2017

Re: HCAP Report

HCAP Applications

We have received and processed a total of 752 applications fiscal year to date. For this reporting month, we have a 37% denial rate. Denials are based a number of factors:

- Eligible for another payer source (Medicare, Medicaid, Market Place, etc.)
- Above 133% of FPIL
- Failure to complete application/provide information

Month	Apps. Received	Apps. Approved	Pending Apps	Denials	
Dec - 16	238	28	122	88	37%
Nov - 16	253	42	104	107	42%
Oct - 16	261	53	119	89	34%
Sep - 16	288	46	129	113	40%
Aug - 16	311	62	122	127	41%
Jul - 16	253	45	124	84	34%
Jun - 16	278	53	112	113	41%
May - 16	218	35	92	91	42%
Apr - 16	286	41	169	76	27%
Mar-16	288	58	138	92	32%
Feb-16	280	45	158	77	28%

For the month of December, we recorded a total of 85 cases that were denied due to failure to provide additional information. The table below represents the breakdown of the documents that clients were unable to provide for eligibility determination.

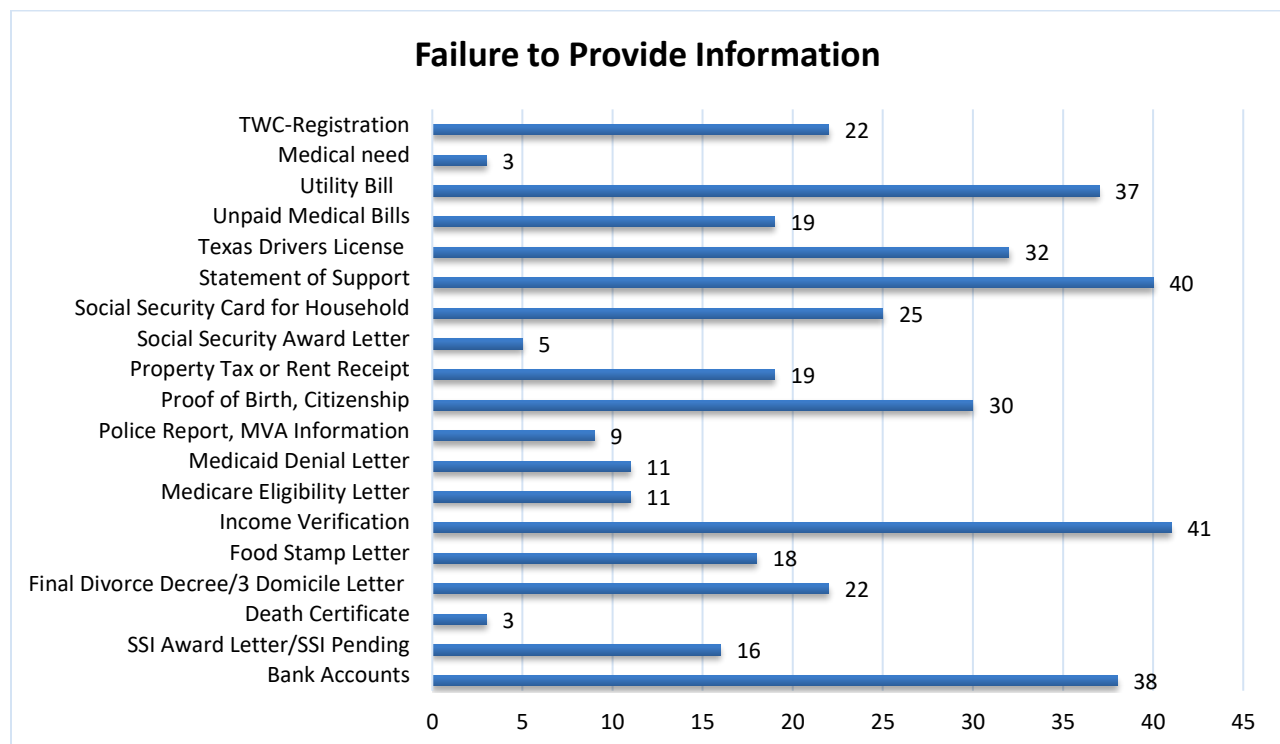
Agenda Item # 15

To: Board of Directors

From: Ade Moronkeji

Date: January 24, 2017

Re: HCAP Report



Agenda Item # 15

To: Board of Directors

From: Ade Moronkeji

Date: January 24, 2017

Re: HCAP Report

Analysis of applications received from local hospitals

	CRMC	Tomball	Kingwood	Memorial Hermann	St. Luke's
Dec - 16	45	5	9	2	1
Nov - 16	13	4	4	5	1
Oct - 16	17	8	10	5	3
Sep - 16	16	13	1	3	7
Aug - 16	25	7	7	2	8
Jul - 16	16	15	2	9	2
Jun - 16	27	11	5	7	0
May - 16	15	3	2	4	1
Apr - 16	24	9	6	13	9
Mar - 16	17	8	0	3	24
Feb - 16	24	9	4	14	13
Jan -16	14	7	3	23	11

Status of hospital applications

	Approvals		Denials		Pending Cases		Scheduled Appointments	
Dec - 16	2	3.2%	32	51.6%	28	45.2%	0	0%
Nov - 16	1	3.7%	12	44.4%	12	44.4%	2	7.4%
Oct -16	0	0%	25	58%	17	40%	1	2.3%
Sep - 16	0	0%	18	45%	22	55%	0	0%
Aug - 16	2	4.1%	26	53.1%	21	42.9%	0	0%
Jul - 16	0	0%	22	50%	22	50%	0	0%
Jun - 16	2	4%	22	44%	19	38%	7	14%
May - 16	1	4%	0	0%	23	92%	1	4%
Apr - 16	1	1.6%	19	31.1%	40	65.6%	1	1.6%
Mar - 16	2	3.8%	25	48.1%	22	42.3%	3	5.8%
Feb - 16	4	6.3%	20	31.3%	37	57.8%	3	4.7%
Jan - 16	8	13.8%	36	62.1%	12	20.7%	2	3.4%

Agenda Item # 15

To: Board of Directors

From: Ade Moronkeji

Date: January 24, 2017

Re: **HCAP Report**

Census: As of July 1, 2011, new applicants are required to be $\leq 133\%$ of FPIL to qualify for HCAP, the 2 clients above 133% were grandfathered into the program.

HCAP Clients as of December 30, 2016 = 478 versus December 30, 2015 = 507												
FPIL Range	0-21%		21-50%		50-100%		100-150%		Inmates		133-150%	
FY 2016	302	63%	43	9%	98	21%	14	3%	21	4%	2	<1
FY 2015	315	62%	51	10%	119	23%	11	2%	11	2%	2	<1

Clients who have reached the Maximum Annual Benefits of \$60,000 or 30 inpatient days

- a. FY 16/17 = 0
- b. FY 15/16 = 10
- c. FY 14/15 = 10

Medicaider Program: This program allows clients to be screened for 24 programs that can potentially assist them in healthcare coverage provided by multiple organizations in the county and state. MCHD provides Lone Star Family Health Center and Interfaith Community Clinic with 2 Medicaider licenses each.

For the month of December, of the 22 new cases screened and referred to HCAP:

- 13 did not respond/apply
- 8 were denied
- 1 was approved

Agenda Item # 15

To: Board of Directors

From: Ade Moronkeji

Date: January 24, 2017

Re: HCAP Report

Prescription Benefits Services:

Month	Applying Clients	Total Applications	Monthly Savings (AWP-16% + Dispensing Fee)
Dec-16	38	50	\$35,675.36
Nov-16	37	51	\$27,166.37
Oct-16	26	34	\$16,889.50
Sep-16	30	43	\$13,092.12
Aug-16	31	43	\$17,797.25
Jul-16	30	45	\$19,889.11
Jun-16	30	35	\$10,872.07
May-16	42	60	\$58,407.11
Apr-16	39	50	\$129,108.73
Mar-16	39	50	\$59,698.80
Feb-16	45	55	\$33,676.62
Jan-16	39	47	\$13,538.43
Dec-15	33	50	\$19,090.02

*Patient assistance programs are run by pharmaceutical companies to provide free medications to people who cannot afford to buy their medicine.

Agenda Item # 15

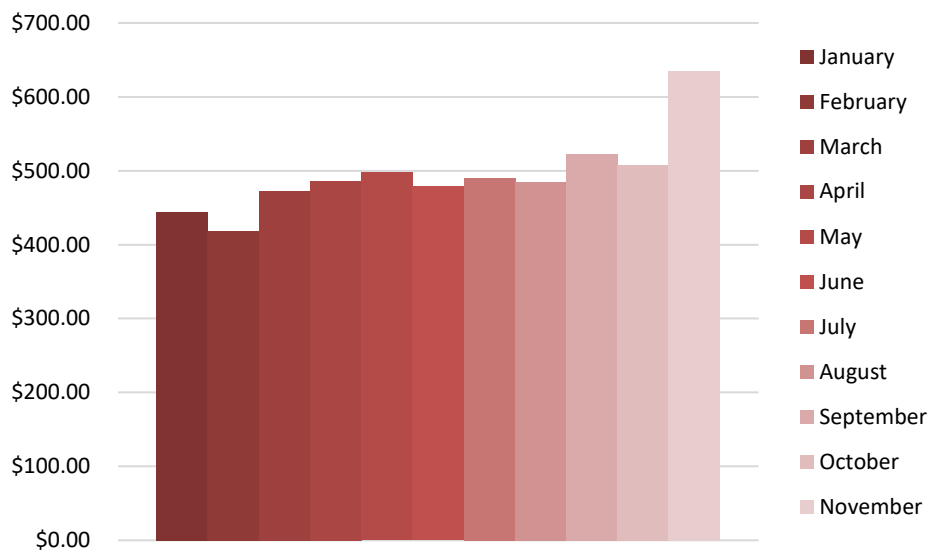
To: Board of Directors

From: Ade Moronkeji

Date: January 24, 2017

Re: HCAP Report

Coast2Coast Prescription Card Year-to-Date Royalty



*We have not received the revenue for December

Agenda Item # 15

To: Board of Directors

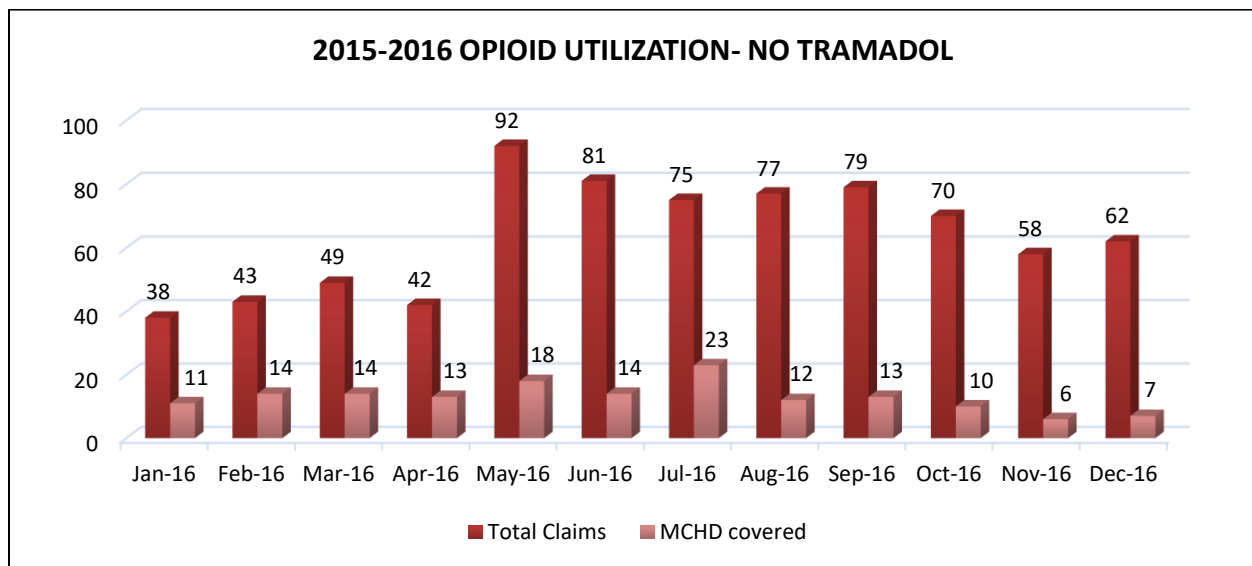
From: Ade Moronkeji

Date: January 24, 2017

Re: HCAP Report

Opioid

The total number of claims with no tramadol for December is 62 (73%). However, only 7 (11%) of these opioid claims were covered by MCHD. This is comparable to the previous month.



Agenda Item # 15

To: Board of Directors

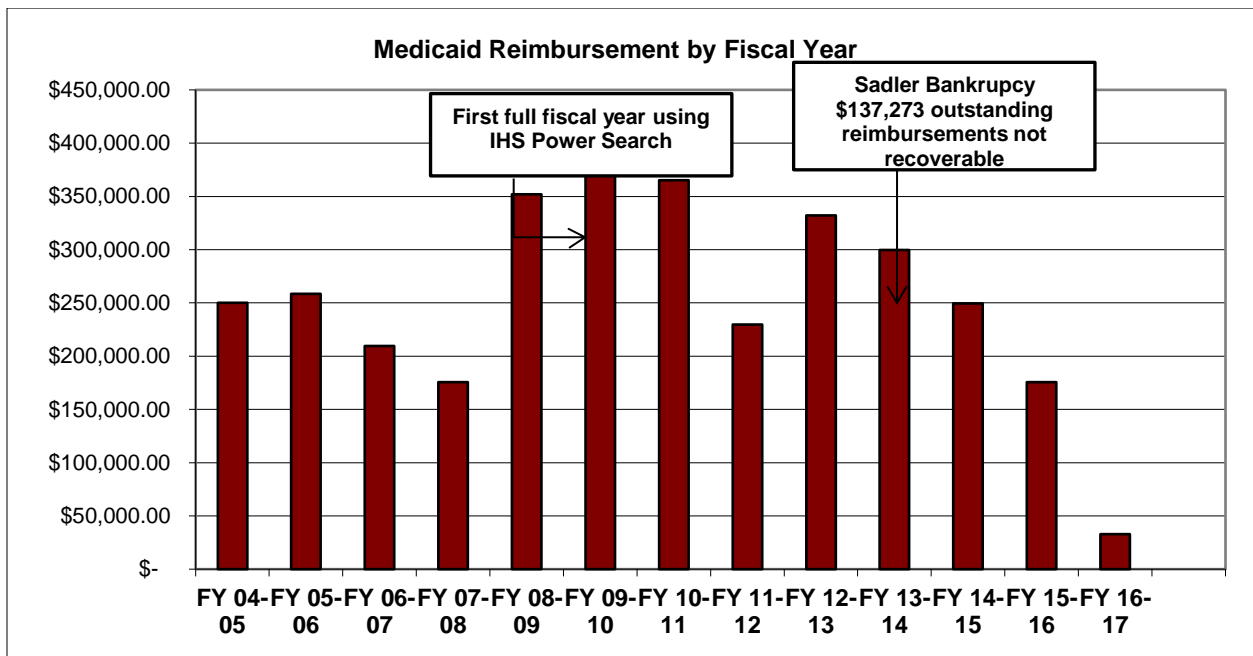
From: Ade Moronkeji

Date: January 24, 2017

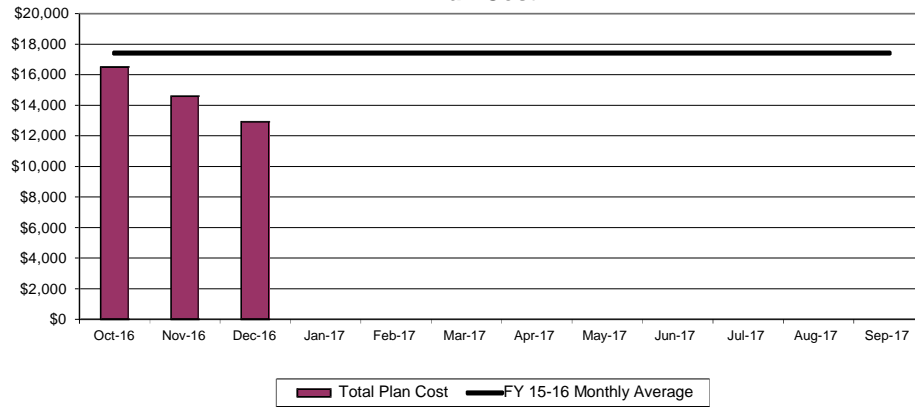
Re: HCAP Report

Medicaid Reimbursement

For FY 16-17 we have collected \$32,948.93 in Medicaid reimbursement. In December 10 clients were found to eligible for Medicaid and \$11,654.17 has been requested in reimbursement from the providers.

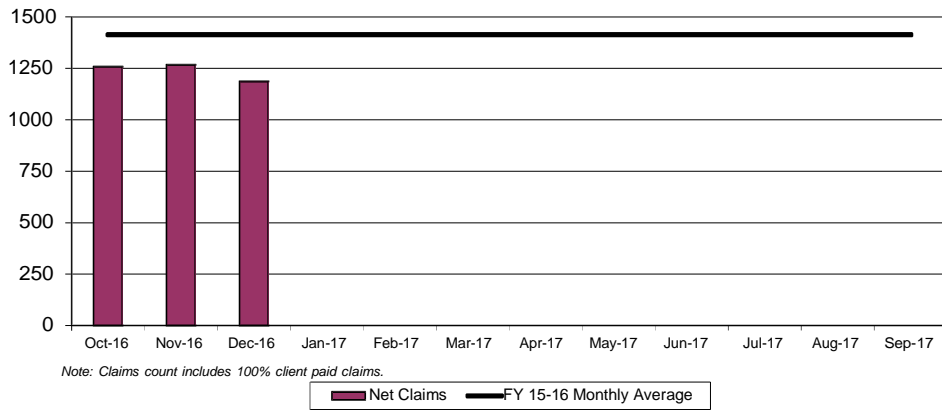


Montgomery County Hospital District Healthcare Assistance Program Total Plan Cost

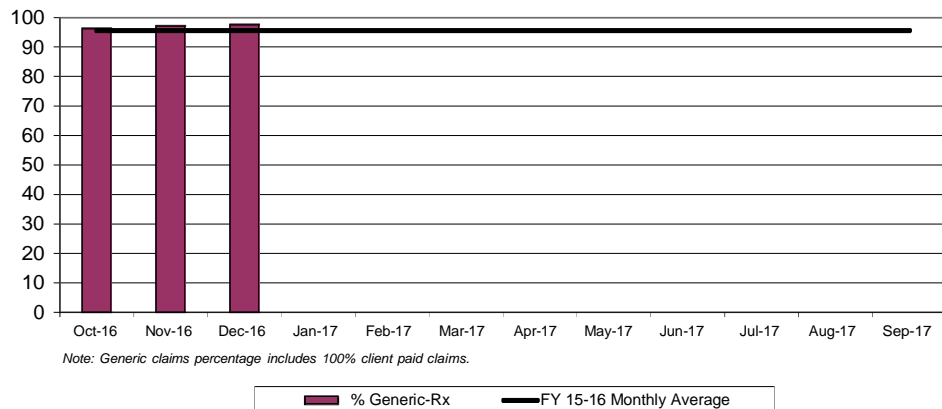


December was a below average month for "Total Plan Cost" and "Net Claims". The total # of claims for the month is 1,186, which is slightly less than the previous month.

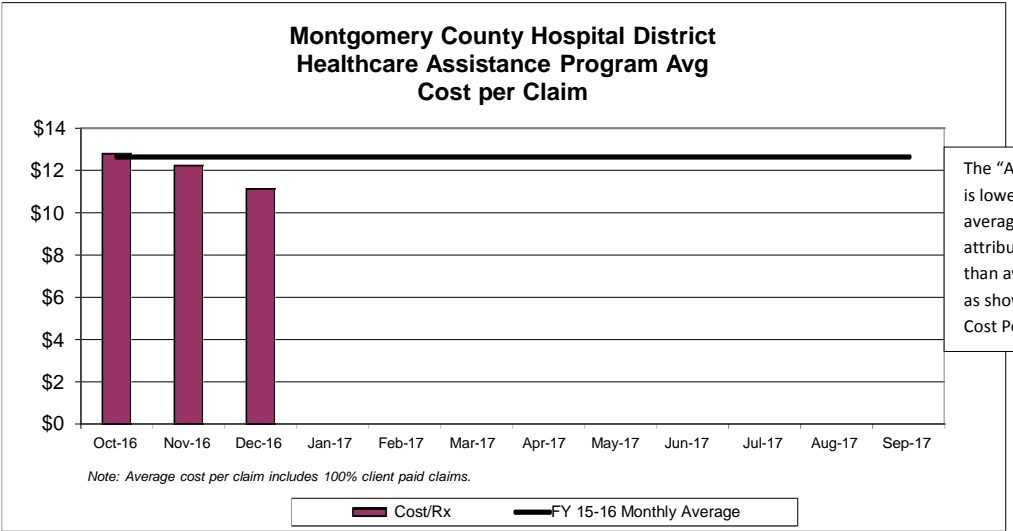
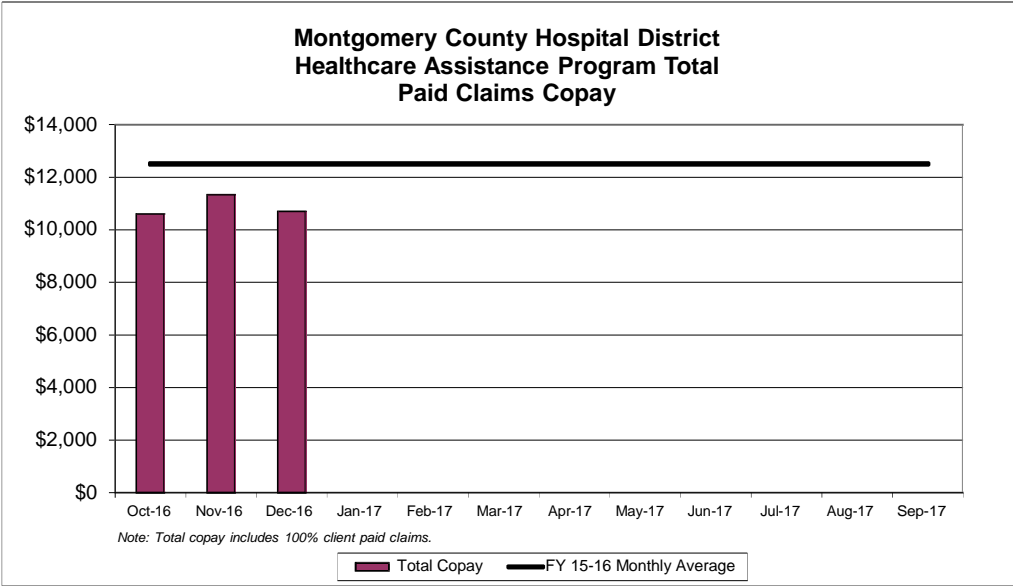
Montgomery County Hospital District Healthcare Assistance Program Net Claims



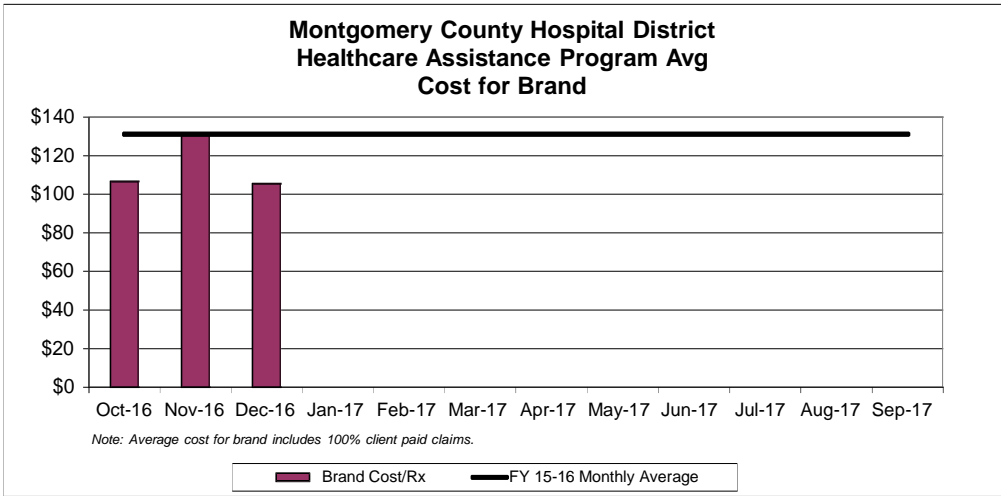
Montgomery County Hospital District Healthcare Assistance Program Generic % of Total Paid Claims




The "Generic % of Total Paid Claims" is on target at 97.64%, which is a marginal increase from last month's 97.2%.



The "Avg. Cost Per Claim" is lower than November's average cost. This may be attributed to the lower than average brand cost as shown by the "Avg. Cost Per Brand" graph.




**Montgomery County Hospital District
Healthcare Assistance Program Avg
Cost for Generic**



The average generic price in December was \$8.84 which is an increase from the previous month by \$0.09.

**Montgomery County Hospital District
Healthcare Assistance Program Avg
Per Member Per Month Cost**



The "Avg. Per Member Per Month Cost" decreased by 13%. Again this may be due to the lower Brand medication cost.

Top 25 Therapy Classes by - MCHD Paid Claims

From 12/01/2016 to 12/31/2016

Rank	Therapy Class	Total Billed
1	Anticonvulsants - Misc.	\$2,000.59
2	Insulin	\$994.69
3	Sympathomimetics	\$904.80
4	Steroid Inhalants	\$540.51
5	Proton Pump Inhibitors	\$504.75
6	Central Muscle Relaxants	\$486.21
7	Tetracyclines	\$448.85
8	HMG CoA Reductase Inhibitors	\$387.07
9	Fibric Acid Derivatives	\$365.15
10	Bronchodilators - Anticholinergics	\$333.66
11	Gout Agents	\$329.51
12	Local Anesthetics - Topical	\$306.66
13	Calcium Channel Blockers	\$277.80
14	Heparins And Heparinoid-Like Agents	\$262.94
15	Rectal Steroids	\$205.87
16	Angiotensin II Receptor Antagonists	\$205.52
17	Antihypertensive Combinations	\$204.25
18	Opioid Agonists	\$203.82
19	Thyroid Hormones	\$201.50
20	Prostatic Hypertrophy Agents	\$200.58
21	Beta Blockers Cardio-Selective	\$199.20
22	5-HT3 Receptor Antagonists	\$198.35
23	Herpes Agents	\$196.62
24	Selective Serotonin Reuptake Inhibitors (SSRIs)	\$171.35
25	Serotonin-Norepinephrine Reuptake Inhibitors (SNRIs)	\$168.84
	Grand Total	\$10,299.09



Savings Summary Report
From 12/01/2016 to 12/31/2016

Report: RPT-068
Date: 01/10/2017

120501 Montgomery Co IHCP-Retail

Type: ALL

	# of RXs	% of All RXs	Calculated Total Cost	Average Cost/RX	Avg Qty	Avg Days	---- Savings vs Submitted Amounts ----				---- Savings vs Full AWP Price ----			
							Requested	Amt Saved	Amt Saved per RX	Pct Saved	Full AWP	Amt Saved	Saved Per RX	Pct Saved
<i>Totals:</i>	1191	100%	\$21,492	\$18.05	51.5	26.5	\$27,361	\$5,869	\$4.93	21.45%	\$109,680	\$88,188	\$74.05	80.40%
<i>New RXs:</i>	655	55.00%	\$13,436	\$20.51	58.0	24.4	\$16,600	\$3,164	\$4.83	19.06%	\$62,757	\$49,321	\$75.30	78.59%
<i>Refill RXs:</i>	536	45.00%	\$8,056	\$15.03	43.5	29.1	\$10,761	\$2,704	\$5.05	25.13%	\$46,923	\$38,867	\$72.51	82.83%
<i>Generic RXs:</i>	1159	97.31%	\$16,263	\$14.03	52.3	26.6	\$21,154	\$4,891	\$4.22	23.12%	\$103,207	\$86,944	\$75.02	84.24%
<i>Brand Equiv RXs:</i>	0	0%					\$0	\$0	\$0.00	0.00%				
<i>Brand RXs:</i>	32	2.69%	\$5,229	\$163.42	20.3	25.0	\$6,207	\$978	\$30.55	15.75%	\$6,473	\$1,244	\$38.87	19.21%
<i>Maintenance RXs:</i>	851	71.45%	\$15,078	\$50.32	17.7	29.4	\$18,724	\$3,647	\$4.29	19.48%	\$79,366	\$64,288	\$75.54	81.00%
<i>Non-Maint RXs:</i>	340	28.55%	\$6,414	\$18.87	54.3	19.4	\$8,636	\$2,222	\$6.53	25.73%	\$30,314	\$23,899	\$70.29	78.84%

Savings vs. Submitted Amounts This section compares amounts requested by the pharmacy with amounts actually billed to the plan.
Savings vs. Full AWP Price This section compares the full AWP price of the drug against the amount billed to the plan

Type indicate the network type of the pharmacy. Values are Retail, Mail, or All.
 All dollar amounts are based of Drug cost only.
 Brand Equiv RXs refers to brands drugs filled when a generic equivalent was available

Note

This report is based of invoice close dates.

120501 Montgomery Co IHCP-Retail																
RETAIL Montgomery Co IHCP-Retail																
Rank	Pharmacy Name	NABP	Brand RXs. Cnt	Brand RXs. Amount	Generic RXs. Cnt	Generic RXs. Amount	Brd Equiv. RXs. Cnt	Brd Equiv. RXs. Amount	Total Billed	Rx Count	Percent of Totals By RX	Percent of Totals By Amt	Avg Day Supply	Avg Cost Per RX	C-II	DAW Ovr
1	WALMART PHARMACY 10-	4567472	8	\$664.51	101	873.77	0	0.00	\$1,538.28	109	9.25	11.77	26.0	\$14.11	11	0
2	KROGER PHARMACY	4523064	3	\$488.45	77	843.83	0	0.00	\$1,332.28	80	6.79	10.19	23.6	\$16.65	9	1
3	WALMART PHARMACY 10-	4592300	2	\$55.70	154	1,270.51	0	0.00	\$1,326.21	156	13.23	10.15	26.0	\$8.50	5	0
4	WALMART PHARMACY 10-	4517148	4	\$591.71	56	625.69	0	0.00	\$1,217.40	60	5.09	9.31	27.9	\$20.29	0	0
5	KROGER PHARMACY	4522997	1	\$423.80	37	274.62	0	0.00	\$698.42	38	3.22	5.34	25.9	\$18.38	3	0
6	WALMART PHARMACY 10-	4528052	1	\$333.66	40	359.07	0	0.00	\$692.73	41	3.48	5.30	26.4	\$16.90	0	1
7	WALMART PHARMACY 10-	4565113	2	\$294.13	29	322.42	0	0.00	\$616.55	31	2.63	4.72	29.5	\$19.89	0	0
8	LONE STAR COMMUNITY	4534219	1	\$47.50	91	449.96	0	0.00	\$497.46	92	7.80	3.81	28.6	\$5.41	0	0
9	KROGER PHARMACY	4523088	0	\$0.00	16	485.09	0	0.00	\$485.09	16	1.36	3.71	28.8	\$30.32	0	0
10	KROGER PHARMACY	4569527	1	\$0.00	70	446.28	0	0.00	\$446.28	71	6.02	3.41	25.6	\$6.29	7	0
11	WALMART PHARMACY 10-	4540870	1	\$0.00	30	409.11	0	0.00	\$409.11	31	2.63	3.13	28.1	\$13.20	3	0
12	CVS PHARMACY	4536528	1	\$0.00	24	339.81	0	0.00	\$339.81	25	2.12	2.60	23.6	\$13.59	4	0
13	KROGER PHARMACY	4511704	0	\$0.00	30	320.88	0	0.00	\$320.88	30	2.54	2.45	24.3	\$10.70	1	0
14	BROOKSHIRE BROTHERS	4594974	0	\$0.00	20	313.75	0	0.00	\$313.75	20	1.70	2.40	26.7	\$15.69	0	0
15	HEB PHARMACY	4534790	0	\$0.00	27	279.96	0	0.00	\$279.96	27	2.29	2.14	25.5	\$10.37	3	0
16	SAMS PHARMACY	4517960	0	\$0.00	16	250.23	0	0.00	\$250.23	16	1.36	1.91	29.6	\$15.64	0	0
17	CVS PHARMACY	4564440	0	\$0.00	22	248.88	0	0.00	\$248.88	22	1.87	1.90	27.7	\$11.31	0	0
18	WALMART PHARMACY 10-	4567042	0	\$0.00	28	243.44	0	0.00	\$243.44	28	2.37	1.86	25.5	\$8.69	1	1
19	HEB PHARMACY	4527909	1	\$0.00	15	227.26	0	0.00	\$227.26	16	1.36	1.74	24.7	\$14.20	3	0

Total Dollars: Total calculated price for all RXs for Pharmacy (including copay) *Avg Day Supply:* Average Number of days supply dispensed by Pharmacy for each RX
% Total By RX: Percentage of RXs by Pharmacy vs. total RXs *Avg. Cost Per Rx:* Average total price for each RX by Pharmacy (including member copay)
%Total by Amt: Percentage of dollars by Pharmacy vs. total dollars (including copay) *C-II:* Total # of C-II Controlled RXs dispensed from Pharmacy
Avg. Qty: Average quantity dispensed in each RX by Pharmacy *DAW Ovr:* Total # of DAW 1 (Physician) and DAW2 (Member) Overrides

Note
 This report is based on Rx Dispensing Date. Totals could change if claims or reversals are subsequently submitted and the dispensing dates are within this range. Invoices are based on period close dates and may not balance to these amounts

Rank	Pharmacy Name	NABP	Brand RXs. Cnt	Brand RXs. Amount	Generic RXs. Cnt	Generic RXs. Amount	Brd Equiv. RXs. Cnt	Brd Equiv. RXs. Amount	Total Billed	Rx Count	Percent of Totals By RX	Percent of Totals By Amt	Avg Day Supply	Avg Cost Per RX	C-II	DAW Ovr
20	TEXAS PROFESSIONAL	4550617	1	\$55.94	10	161.00	0	0.00	\$216.94	11	0.93	1.66	28.2	\$19.72	0	0
21	BROOKSHIRE BROTHERS	4599126	0	\$0.00	22	215.10	0	0.00	\$215.10	22	1.87	1.65	22.4	\$9.78	2	0
22	PINECROFT PHARMACY	5900611	1	\$0.00	10	176.67	0	0.00	\$176.67	11	0.93	1.35	30.0	\$16.06	3	0
23	RANDALLS PHARMACY #3054	4587690	0	\$0.00	8	124.15	0	0.00	\$124.15	8	0.68	0.95	30.0	\$15.52	0	0
24	MEDICAP PHARMACY	4524369	0	\$0.00	29	119.36	0	0.00	\$119.36	29	2.46	0.91	25.9	\$4.12	4	0
25	KROGER PHARMACY #359	5909190	0	\$0.00	16	101.28	0	0.00	\$101.28	16	1.36	0.77	30.0	\$6.33	7	0

SUBTOTAL FOR TOP25 :									\$12,437.52	1006		670.28	\$341.65			
SUBTOTAL FOR ALL OTHER Pharmacies :									\$633.34	173		700.94	\$79.66			
TOTAL FOR PLAN :									\$13,070.86	1179		1,371.22	\$421.31			
TOTAL FOR GROUP :									\$13,070.86	1179		1,371.22	\$421.31			

120501 RETAIL		Montgomery Co IHCP-Retail Montgomery Co IHCP-Retail													
Rank	Physician Name	Brand RXs. Cnt	Amount	Generic RXs. Cnt	Amount	Brd Equiv. RXs. Cnt	Amount	Total Billed	Rx Count	Percent of Totals By RX	Percent of Totals By Amt	Avg Day Supply	Avg Cost Per RX	C-II	DAW Ovrdr
1	BLAYLOCK, HEATHER	2	\$581.18	65	568.02	0	0.00	\$1,149.20	67	5.68	8.79	24.7	\$17.15	0	0
2	DESAI, ASHESH	2	\$333.66	4	371.63	0	0.00	\$705.29	6	0.51	5.40	26.0	\$117.55	0	0
3	NGUYEN, CHANH	0	\$0.00	65	617.15	0	0.00	\$617.15	65	5.51	4.72	27.1	\$9.49	1	0
4	WILLIS, BRANCH	2	\$409.57	14	62.36	0	0.00	\$471.93	16	1.36	3.61	25.5	\$29.50	0	0
5	PATRINELY, PATRICIA	2	\$27.55	76	422.15	0	0.00	\$449.70	78	6.62	3.44	27.4	\$5.77	2	0
6	SHARPLESS, GARY	1	\$272.46	13	92.28	0	0.00	\$364.74	14	1.19	2.79	27.6	\$26.05	0	0
7	FERNANDES, LAURA	1	\$329.51	4	2.90	0	0.00	\$332.41	5	0.42	2.54	30.0	\$66.48	0	1
8	PERRI, ANTHONY	0	\$0.00	6	315.32	0	0.00	\$315.32	6	0.51	2.41	30.0	\$52.55	0	0
9	SPRINTZ, MICHAEL	1	\$0.00	13	314.43	0	0.00	\$314.43	14	1.19	2.41	24.8	\$22.46	3	0
10	AWASUM, SERGE-ALAIN	0	\$0.00	5	298.27	0	0.00	\$298.27	5	0.42	2.28	20.4	\$59.65	0	0
11	ADELEYE, VICTORIA	0	\$0.00	29	293.82	0	0.00	\$293.82	29	2.46	2.25	30.0	\$10.13	0	0
12	PATEL, NIMESH	0	\$0.00	5	268.56	0	0.00	\$268.56	5	0.42	2.05	30.0	\$53.71	0	0
13	TIRUKKOVALLURI, SRILAKSHMI	0	\$0.00	1	262.94	0	0.00	\$262.94	1	0.08	2.01	5.0	\$262.94	0	0
14	BILLAL, SHAZIA	3	\$256.58	1	0.00	0	0.00	\$256.58	4	0.34	1.96	26.8	\$64.15	3	0
15	WILLIS, JONATHAN	1	\$250.93	0	0.00	0	0.00	\$250.93	1	0.08	1.92	30.0	\$250.93	0	0
16	ANUGWOM, CHINASA	0	\$0.00	57	247.18	0	0.00	\$247.18	57	4.83	1.89	27.8	\$4.34	8	0
17	EMERICK, CAROLYN	0	\$0.00	6	236.42	0	0.00	\$236.42	6	0.51	1.81	25.2	\$39.40	0	0
18	MACDOUGALL, DANIEL	0	\$0.00	14	220.22	0	0.00	\$220.22	14	1.19	1.68	29.1	\$15.73	0	0
19	NGUYEN, THAI	0	\$0.00	3	197.94	0	0.00	\$197.94	3	0.25	1.51	30.0	\$65.98	0	0

Total Dollars: Total calculated price for all RXs for Physician (including copay) *Avg Day Supply:* Average Number of days supply dispensed by Physician for each RX
% Total By RX: Percentage of RXs by Physician vs. total RXs *Avg. Cost Per Rx:* Average total price for each RX by Physician (including member copay)
%Total by Amt: Percentage of dollars by Physician vs. total dollars (including copay) *C-II:* Total # of C-II Controlled RXs written by Physician
Avg. Qty: Average quantity dispensed in each RX by Physician *DAW Ovrdr:* Total # of DAW 1 (Physician) and DAW2 (Member) Overrides

Note

This report is based on Rx Dispensing Date. Totals could change if claims or reversals are subsequently submitted and the dispensing dates are within this range. Invoices are based on period close dates and may not balance to these amounts

Rank	Physician Name	Brand RXs. Cnt	Amount	Generic RXs. Cnt	Amount	Brd Equiv. RXs. Cnt	Amount	Total Billed	Rx Count	Percent of Totals By RX	Percent of Totals By Amt	Avg Day Supply	Avg Cost Per RX	C-II	DAW Ovrdr
20	LE, DAVID	1	\$55.94	7	134.18	0	0.00	\$190.12	8	0.68	1.45	27.5	\$23.77	0	0
21	BONDS, LAURA	0	\$0.00	4	169.29	0	0.00	\$169.29	4	0.34	1.30	27.5	\$42.32	0	0
22	LIN, LINDA	1	\$158.94	1	9.99	0	0.00	\$168.93	2	0.17	1.29	25.0	\$84.47	0	0
23	KREIT, CAMIL	0	\$0.00	19	163.52	0	0.00	\$163.52	19	1.61	1.25	30.0	\$8.61	7	0
24	GILL, SHAZIA	0	\$0.00	1	160.97	0	0.00	\$160.97	1	0.08	1.23	30.0	\$160.97	0	0
25	DEWITZ, SCOTT	0	\$0.00	16	160.33	0	0.00	\$160.33	16	1.36	1.23	30.0	\$10.02	4	0

SUBTOTAL FOR TOP25 :	\$8,266.19	446	667.31	\$1,504.12
SUBTOTAL FOR ALL OTHER PHYSICIANS :	\$4,804.67	733	4,461.14	\$1,569.15
TOTAL FOR PLAN :	\$13,070.86	1179	5,128.45	\$3,073.26
TOTAL FOR GROUP :	\$13,070.86	1179	5,128.45	\$3,073.26



Top 25 Therapy Classes by- Dollar Amount
From 12/01/2016 to 12/31/2016

Report: RPT-147
Printed: 01/10/2017
Page: 1

120501 RETAIL		Montgomery Co IHCP-Retail								
Rank	Code	Drug Class	Retail Rxs	Mail Rxs	Avg Days	Avg Rx Cost	Rx Cnt	Total Billed	Percent of Totals	
									By Rx	By Amt
1	7260	*Anticonvulsants - Misc.**	46	0	29.35	\$51.74	46	\$2,379.81	3.9	10.02
2	2710	*Insulin**	4	0	30.00	\$261.17	4	\$1,044.69	.34	4.4
3	3940	*HMG CoA Reductase Inhibitors**	80	0	30.00	\$11.97	80	\$957.54	6.79	4.03
4	4420	*Sympathomimetics**	12	0	23.00	\$79.76	12	\$957.11	1.02	4.03
5	6599	*Opioid Combinations**	58	0	18.83	\$15.57	58	\$903.01	4.92	3.8
6	7510	*Central Muscle Relaxants**	39	0	28.46	\$19.98	39	\$779.13	3.31	3.28
7	8515	*Platelet Aggregation Inhibitors**	20	0	30.00	\$38.04	20	\$760.76	1.7	3.2
8	4927	*Proton Pump Inhibitors**	38	0	30.00	\$18.99	38	\$721.57	3.22	3.04
9	3320	*Beta Blockers Cardio-Selective**	57	0	29.74	\$9.86	57	\$562.13	4.83	2.37
10	4440	*Steroid Inhalants**	2	0	30.00	\$280.26	2	\$560.51	.17	2.36
11	3920	*Fibric Acid Derivatives**	19	0	29.21	\$29.22	19	\$555.16	1.61	2.34
12	3400	*Calcium Channel Blockers**	42	0	30.00	\$12.50	42	\$524.90	3.56	2.21
13	0400	*Tetracyclines**	6	0	30.00	\$82.24	6	\$493.46	.51	2.08
14	6510	*Opioid Agonists**	25	0	22.40	\$18.19	25	\$454.68	2.12	1.91
15	2799	*Antidiabetic Combinations**	3	0	30.00	\$150.88	3	\$452.63	.25	1.91
16	2810	*Thyroid Hormones**	40	0	30.00	\$11.06	40	\$442.33	3.39	1.86
17	8673	*Ophthalmic Integrin Antagonists**	1	0	30.00	\$432.65	1	\$432.65	.08	1.82
18	5816	*Selective Serotonin Reuptake Inhibitors (SSRIs)**	35	0	30.00	\$11.13	35	\$389.55	2.97	1.64
19	4410	*Bronchodilators - Anticholinergics**	3	0	20.00	\$124.67	3	\$374.02	.25	1.57
20	6800	*Gout Agents**	4	0	30.00	\$88.29	4	\$353.15	.34	1.49
21	3699	*Antihypertensive Combinations**	23	0	30.00	\$14.75	23	\$339.16	1.95	1.43
22	9085	*Local Anesthetics - Topical**	2	0	20.50	\$160.83	2	\$321.66	.17	1.35
23	6110	*Amphetamines**	2	0	30.00	\$158.56	2	\$317.12	.17	1.34
24	3610	*ACE Inhibitors**	63	0	29.37	\$4.87	63	\$306.87	5.34	1.29
25	5420	*Urinary Antispasmodics - Beta-3 Adrenergic Agonists**	1	0	30.00	\$301.62	1	\$301.62	.08	1.27
SUBTOTAL FOR TOP 25 :			625	0	700.85	\$2,388.78	625	\$15,685.22		
SUBTOTAL FOR ALL OTHER CLASSES :			554	0	2,346.54	\$2,891.90	554	\$8,063.80		
TOTAL FOR PLAN:			1179	0	3,047.39	\$5,280.68	1179	\$23,749.02		
TOTAL FOR GROUP :			1179	0	3,047.39	\$5,280.68	1179	\$23,749.02		

Note

Code: Therapeutic Classification for the drug class
 Avg Rx Cost: Average amount per script for the drug cost and dispense fee only
 Total Billed: Total amount of the drug cost and dispense fee

This report is based on Rx Dispensing Date. Totals could change if claims or reversals are subsequently submitted and the dispensing dates are within this range. Invoices are based on period close dates and may not balance to these amounts

Consider and act on Healthcare Assistance Program claims from Non-Medicaid 1115 Waiver providers processed by Boon-Chapman (Mrs. Wagner, Chair-Indigent Care Committee)

**Montgomery County Hospital District
Summary of Claims Processed Through (TPA) Boon-Chapman
For the Period 12/16/2016 through 01/19/17**

Disbursement Date	Board Reviewed	Payments Made to All Other Vendors (Non-UPL)	
<u>December</u>			
December 1, 2016	Yes	\$	82,586.25
December 8, 2016	Yes	\$	44,466.70
December 15, 2016	Yes	\$	35,919.79
December 22, 2016	No	\$	-
December 28, 2016	No	\$	86,698.33
Total November Payments - MTD		\$	249,671.07
Monthly Budget - December 2016		\$	410,951.00
<u>January</u>			
January 5, 2017	No	\$	77,478.20
January 12, 2017	No	\$	23,600.95
January 19, 2017	No	\$	66,478.33
January 26, 2017	No	\$	-
Total December Payments - MTD		\$	167,557.48
Monthly Budget - December 2016		\$	410,951.00

Note: Payments made may differ from the amounts shown in the financial statements due to accruals and/or other adjustments.

AGENDA ITEM #17

Board Mtg: 01/24/17

Consider and act on ratification of voluntary contributions to the Medicaid 1115 Waiver program of Healthcare Assistance Program claims processed by Boon Chapman.

Montgomery County Hospital District Summary of Claims Processed Through (TPA) Boon-Chapman For the Period 12/01/2016 through 12/31/2016

<u>Disbursement Date</u>		<u>Value of Services Provided by CRMC and Affiliated Providers</u>
December Voluntary Contribution for Medicaid 1115 Waiver Program	\$	255,885.00
Budgeted Amount December 2016	\$	255,885.00
Over / (Under) Budget	\$	-

AGENDA ITEM # 17

Board Mtg.: 01/24/17

Montgomery County Hospital District Financial Dashboard for December 2016 (dollars expressed in 000's)

	Dec 2016	Dec 2015	Var	Var %	Legend			
Cash and Investments	31,277	26,034	5,243	20.1%	Green	Favorable Variance		
					Red	Unfavorable Variance		

Income Statement	December 2016				Year to Date			
	Act	Bud	Var	Var %	Act	Bud	Var	Var %
Revenue								
Tax Revenue	16,144	15,103	1,041	6.9%	18,815	18,395	420	2.3%
EMS Net Revenue	532	969	(437)	-45.1%	1,493	2,877	(1,384)	-48.1%
Other Revenue	114	184	(70)	-38.0%	413	525	(112)	-21.3%
Total Revenue	16,790	16,256	534	3.3%	20,721	21,797	(1,076)	-4.9%
Expenses								
Payroll	2,263	2,219	44	2.0%	6,538	6,681	(143)	-2.1%
Operating	1,184	1,271	(87)	-6.8%	2,823	3,547	(724)	-20.4%
Indigent Healthcare	505	667	(162)	-24.3%	1,431	2,001	(570)	-28.5%
Total Operating Expenses	3,952	4,157	(205)	-4.9%	10,792	12,229	(1,437)	-11.8%
Capital	764	505	259	51.3%	1,032	902	130	14.4%
Total Expenditures	4,716	4,662	54	1.2%	11,824	13,131	(1,307)	-10.0%
Revenue Over / (Under) Expenses	12,074	11,594	480	4.1%	8,897	8,666	231	2.7%

Tax Revenue: Tax Revenue exceeds budget by \$420k YTD.

EMS Net Revenue: EMS Net Revenue is running below budget YTD. Year-to-date billable trips are running higher than the same period last year (approximately 102 per day compared to 94); however, the provision for bad debt is running greater than expected. This is related to the "tail" of the previous higher fee schedule that was in place until the end of September. Most of the bad debt write-offs pertaining to the previous fee schedule have been processed. EMS Net Revenue should begin to trend more closely to budget in January and February.

Other Revenue: Year-to-date, other revenue is less than budget primarily due to 1115 Waiver revenue. We are experiencing lower than expected billable encounters due to a larger "carry-over" of patients from the previous delivery year to the current year. These patients are not requiring as high a level of care as a newly enrolled patient. This process is cyclical and is expected to level out over the course of the year.

Payroll: Overall, Payroll is \$143k under budget year-to-date. At this time, several departments are under budget primarily due to having open positions. In addition, Health & Benefits is less than budget. To the contrary, the TCDRS Plan expense is \$41k higher than budget YTD. This is primarily a timing issue.

Operating Expenses: Generally, Operating Expenses are under budget year-to-date across the board.

Indigent Care Expenses: In general, Indigent Healthcare Expenses are running less than budget due to fewer clients utilizing the HCAP program than anticipated in the budget.

Capital Expenditures: Year-to-date, Capital Expenditures are \$129k more than budget. This variance mainly originates in Building Improvements and is related to FY 2016 activity. This will be adjusted in January. Capital expenditures for vehicles are less than budget YTD due to timing of ambulance remounts and the purchase of a Community Paramedicine van.

Montgomery County Hospital District Balance Sheet

As of December 31, 2016

		Fund 10	Fund 14	Total
		12/31/2016	12/31/2016	12/31/2016
ASSETS				
Cash and Equivalents				
10-000-10100	Petty Cash-Adm.-BS	\$1,950.00	\$0.00	\$1,950.00
10-000-11101	Capital Replacement-WF-BS	\$91,914.54	\$0.00	\$91,914.54
10-000-11401	Operating Account-WF-BS	\$2,106,029.83	\$0.00	\$2,106,029.83
10-000-11451	HCAP Disbursement-WF-BS	\$6,827.30	\$0.00	\$6,827.30
10-000-11701	Tax Revenue-WF-BS	\$1,603,897.48	\$0.00	\$1,603,897.48
10-000-13100	Texpool-District-BS	\$9,354,959.93	\$0.00	\$9,354,959.93
10-000-13300	Investments-WF Bank-BS	\$3,727,084.02	\$0.00	\$3,727,084.02
10-000-13400	TexStar Investment Pool-BS	\$9,344,936.71	\$0.00	\$9,344,936.71
10-000-13500	Investments-Raymond James, Inc.-BS	\$6,501,521.09	\$0.00	\$6,501,521.09
10-000-13600	Investments-WF-Spec. Liquidity Fund-BS	\$3,090,959.42	\$0.00	\$3,090,959.42
	Total Cash and Equivalents	<u>\$35,830,080.32</u>	<u>\$0.00</u>	<u>\$35,830,080.32</u>
Receivables				
10-000-14100	A/R-EMS Billings-BS	\$8,070,419.60	\$0.00	\$8,070,419.60
10-000-14200	Allowance for Bad Debts-BS	(\$4,210,726.19)	\$0.00	(\$4,210,726.19)
10-000-14300	A/R-Other-BS	\$9,073,344.74	\$0.00	\$9,073,344.74
10-000-14305	A/R Employee-BS	\$28,878.25	\$0.00	\$28,878.25
10-000-14525	Receivable from Component Unit-BS	\$144,065.00	\$0.00	\$144,065.00
10-000-14700	Taxes Receivable-BS	\$19,079,398.14	\$0.00	\$19,079,398.14
10-000-14750	Allowance for bad debt-tax rev-BS	(\$356,277.00)	\$0.00	(\$356,277.00)
	Total Receivables	<u>\$31,829,102.54</u>	<u>\$0.00</u>	<u>\$31,829,102.54</u>
Other Assets				
10-000-14800	Deposits-BS	\$108,996.00	\$0.00	\$108,996.00
10-000-14900	Prepaid Expenses-BS	\$147,548.79	\$0.00	\$147,548.79
10-000-15000	Inventory-BS	\$607,430.24	\$0.00	\$607,430.24
14-000-18100	Deferred Compensation-BS	\$0.00	\$145,420.39	\$145,420.39
	Total Other Assets	<u>\$863,975.03</u>	<u>\$145,420.39</u>	<u>\$1,009,395.42</u>
	TOTAL ASSETS	<u>\$68,523,157.89</u>	<u>\$145,420.39</u>	<u>\$68,668,578.28</u>
LIABILITIES				
Current Liabilities				
10-000-20500	Accounts Payable-BS	\$808,419.11	\$0.00	\$808,419.11
10-000-20600	Accounts Payable-Other-BS	\$67,122.08	\$0.00	\$67,122.08
10-000-21000	Accrued Expenditures-BS	\$1,764,654.49	\$0.00	\$1,764,654.49
10-000-21400	Accrued Payroll-BS	\$385,934.36	\$0.00	\$385,934.36
10-000-21525	P/R-United Way Deductions-BS	\$5,608.95	\$0.00	\$5,608.95
10-000-21585	P/R-Flexible Spending-BS-BS	\$2,259.93	\$0.00	\$2,259.93
10-000-21590	P/R-Premium Cancer/Accident-BS	\$93.99	\$0.00	\$93.99
10-000-21595	P/R-Health Savings-BS-BS	\$6,965.04	\$0.00	\$6,965.04
10-000-21650	TCDRS Defined Benefit Plan-BS	\$357,815.54	\$0.00	\$357,815.54
14-000-23100	Due to Participants-BS	\$0.00	\$145,420.39	\$145,420.39
	Total Current Liabilities	<u>\$3,398,873.49</u>	<u>\$145,420.39</u>	<u>\$3,544,293.88</u>
Deferred Liabilities				
10-000-23000	Deferred Tax Revenue-BS	\$18,723,121.14	\$0.00	\$18,723,121.14
10-000-23200	Deferred Revenue-BS	\$54,642.81	\$0.00	\$54,642.81
	Total Deferred Liabilities	<u>\$18,777,763.95</u>	<u>\$0.00</u>	<u>\$18,777,763.95</u>
	TOTAL LIABILITIES	<u>\$22,176,637.44</u>	<u>\$145,420.39</u>	<u>\$22,322,057.83</u>

Montgomery County Hospital District Balance Sheet

As of December 31, 2016

		Fund 10	Fund 14	Total
		12/31/2016	12/31/2016	12/31/2016
CAPITAL				
10-000-30225	Assigned - Open Purchase Orders-BS	\$632,450.00	\$0.00	\$632,450.00
10-000-30400	Nonspendable - Inventory-BS	\$607,430.24	\$0.00	\$607,430.24
10-000-30700	Nonspendable - Prepaids-BS	\$147,548.79	\$0.00	\$147,548.79
10-000-30802	Restricted - NACCHO Grant Funds Remaining-BS	\$1,204.81	\$0.00	\$1,204.81
10-000-32001	Committed - Uncompensated Care-BS	\$7,580,000.00	\$0.00	\$7,580,000.00
10-000-32002	Committed - Capital Replacement-BS	\$1,890,760.00	\$0.00	\$1,890,760.00
10-000-32003	Committed - Capital Maintenance-BS	\$170,583.00	\$0.00	\$170,583.00
10-000-32004	Committed - Catastrophic Events-BS	\$5,000,000.00	\$0.00	\$5,000,000.00
10-000-39000	Unassigned Fund Balance-MCHD-BS	\$30,316,543.61	\$0.00	\$30,316,543.61
TOTAL CAPITAL		\$46,346,520.45	\$0.00	\$46,346,520.45
TOTAL LIABILITIES AND CAPITAL		\$68,523,157.89	\$145,420.39	\$68,668,578.28

**Montgomery County Hospital District
Preliminary Income Statement - Actual vs. Budget**

For the Period Ended December 30, 2016

		Current Month Actual	Current Month Budget	Current Month Variance	YTD Actual	YTD Budget	YTD Variance	Total Annual Budget	% YTD Annual Budget	Annual Budget Remaining
Revenue										
Tax Revenue										
40000	Tax Revenue	16,087,299.49	15,043,372.00	1,043,927.49	18,688,696.21	18,215,914.00	472,782.21	35,973,441.00	51.95%	17,284,744.79
40100	Delinquent Tax Revenue	42,803.48	42,793.00	10.48	96,459.65	136,500.00	(40,040.35)	404,245.00	23.86%	307,785.35
40200	Penalties and Interest	13,575.82	16,578.00	(3,002.18)	29,641.61	42,464.00	(12,822.39)	323,218.00	9.17%	293,576.39
Total Tax Revenue		16,143,678.79	15,102,743.00	1,040,935.79	18,814,797.47	18,394,878.00	419,919.47	36,700,904.00	51.27%	17,886,106.53
EMS Net Revenue										
43100	EMS - Advanced Life Support Revenue	1,683,302.88	1,415,976.00	267,326.88	4,807,189.41	4,202,251.00	604,938.41	16,671,974.00	28.83%	11,864,784.59
43200	EMS - Basic Life Support Revenue	360,534.47	380,533.00	(19,998.53)	1,088,286.60	1,129,324.00	(41,037.40)	4,480,470.00	24.29%	3,392,183.40
43300	Transfer Service Fees	29,797.27	71,149.00	(41,351.73)	73,366.58	211,152.00	(137,785.42)	837,722.00	8.76%	764,355.42
43400	Non-Transport Fees	34,523.41	24,599.00	9,924.41	104,496.30	73,004.00	31,492.30	289,636.00	36.08%	185,139.70
43500	Contractual Allowance	(539,105.20)	(567,677.00)	28,571.80	(1,546,129.29)	(1,684,719.00)	138,589.71	(6,683,940.00)	23.13%	(5,137,810.71)
43520	Provision for Bad Debt	(1,065,494.35)	(378,451.00)	(687,043.35)	(3,103,582.60)	(1,123,145.00)	(1,980,437.60)	(4,455,956.00)	69.65%	(1,352,373.40)
43600	Recovery of Bad Debt - EMS	28,701.27	23,177.00	5,524.27	69,835.51	69,531.00	304.51	278,124.00	25.11%	208,288.49
Total EMS Net Revenue		532,259.75	969,306.00	(437,046.25)	1,493,462.51	2,877,398.00	(1,383,935.49)	11,418,030.00	13.08%	9,924,567.49
Other Revenue										
41100	Investment Income - MCHD	6,666.37	6,667.00	(0.63)	34,062.01	20,001.00	14,061.01	80,004.00	42.58%	45,941.99
41250	Interest Income - EMS Billings	14.12	110.00	(95.88)	172.96	330.00	(157.04)	1,320.00	13.10%	1,147.04
41300	Tobacco Settlement Proceeds	0.00	0.00	0.00	0.00	0.00	0.00	400,000.00	0.00%	400,000.00
41400	Weyland Bldg. Land Lease	8,265.51	8,266.00	(0.49)	8,265.51	8,266.00	(0.49)	33,064.00	25.00%	24,798.49
41500	Miscellaneous Income	3,869.15	2,000.00	1,869.15	10,951.23	6,000.00	4,951.23	149,000.00	7.35%	138,048.77
41510	Rx Discount Card Royalties	507.50	400.00	107.50	1,515.00	1,200.00	315.00	4,800.00	31.56%	3,285.00
41600	Tenant Rent Income	7,481.25	7,751.00	(269.75)	22,443.75	23,253.00	(809.25)	93,012.00	24.13%	70,568.25
42200	P.A. Processing Fees	290.00	270.00	20.00	820.00	810.00	10.00	3,240.00	25.31%	2,420.00
43700	Contract Revenue (Net)	0.00	0.00	0.00	0.00	0.00	0.00	29,220.00	0.00%	29,220.00
43750	1115 Waiver - Paramedicine	43,200.00	100,000.00	(56,800.00)	183,900.00	300,000.00	(116,100.00)	1,200,000.00	15.33%	1,016,100.00
43800	Education/Training Revenue	3,510.00	1,300.00	2,210.00	5,775.00	3,900.00	1,875.00	64,800.00	8.91%	59,025.00
43910	Stand-By Fees	1,200.00	0.00	1,200.00	28,050.00	28,000.00	50.00	28,000.00	100.18%	(50.00)
43920	EMS - Trauma Fund Income	0.00	12,000.00	(12,000.00)	0.00	12,000.00	(12,000.00)	12,000.00	0.00%	12,000.00
43950	Ambulance Supplemental Payment Program	0.00	0.00	0.00	0.00	0.00	0.00	2,500,000.00	0.00%	2,500,000.00
44000	Management Fee Revenue	8,333.33	8,333.00	0.33	24,999.99	25,000.00	(0.01)	100,000.00	25.00%	75,000.01
45100	Dispatch Fees	7,965.00	7,000.00	965.00	23,196.00	21,000.00	2,196.00	219,000.00	10.59%	195,804.00
45150	MDC Revenue - First Responder	0.00	3,000.00	(3,000.00)	0.00	3,000.00	(3,000.00)	44,000.00	0.00%	44,000.00
46300	Inter Local 800 Mhz	0.00	0.00	0.00	0.00	0.00	0.00	100,000.00	0.00%	100,000.00
46500	VHF Project Revenue	22,868.31	22,868.00	0.31	68,604.93	68,604.00	0.93	274,416.00	25.00%	205,811.07
49010	Sale of Assets	0.00	4,000.00	(4,000.00)	0.00	4,000.00	(4,000.00)	24,000.00	0.00%	24,000.00
Total Other Revenue		114,170.54	183,965.00	(69,794.46)	412,756.38	525,364.00	(112,607.62)	5,359,876.00	7.70%	4,947,119.62
Total Revenue		16,790,109.08	16,256,014.00	534,095.08	20,721,016.36	21,797,640.00	(1,076,623.64)	53,478,810.00	38.75%	32,757,793.64
Expenses										
Payroll Expenses										
51100	Regular Pay	1,117,721.30	1,220,069.00	(102,347.70)	3,267,711.83	3,605,355.00	(337,643.17)	14,612,005.00	22.36%	11,344,293.17
51200	Overtime Pay	411,151.61	404,526.00	6,625.61	1,109,702.65	1,193,497.00	(83,794.35)	4,815,370.00	23.05%	3,705,667.35
51300	Paid Time Off	155,963.56	0.00	155,963.56	496,177.60	106,100.00	390,077.60	106,100.00	467.65%	(390,077.60)
51400	Stipend Pay	45,914.50	27,101.00	18,813.50	103,659.89	80,458.00	23,201.89	321,703.00	32.22%	218,043.11
51500	Payroll Taxes	112,420.20	124,716.00	(12,295.80)	343,901.58	368,504.00	(24,602.42)	1,491,643.00	23.06%	1,147,741.42
51650	TCDRS Plan	192,528.52	136,273.00	56,255.52	450,577.64	409,292.00	41,285.64	1,636,159.00	27.54%	1,185,581.36
51700	Health & Dental	227,573.60	306,000.00	(78,426.40)	765,797.67	918,000.00	(152,202.33)	3,831,983.00	19.98%	3,066,185.33
Total Payroll Expenses		2,263,273.29	2,218,685.00	44,588.29	6,537,528.86	6,681,206.00	(143,677.14)	26,814,963.00	24.38%	20,277,434.14
Operating Expenses										
52000	Accident Repair	(16,465.89)	452.00	(16,917.89)	(15,465.89)	1,356.00	(16,821.89)	5,424.00	-285.14%	20,889.89
52100	Accounting/Auditing Fees	0.00	2,000.00	(2,000.00)	1,500.00	2,000.00	(500.00)	50,000.00	3.00%	48,500.00
52200	Advertising	0.00	500.00	(500.00)	288.75	1,200.00	(911.25)	5,126.00	5.63%	4,837.25
52300	Bank Charges	1,650.83	0.00	1,650.83	4,074.98	0.00	4,074.98	0.00	0.00%	(4,074.98)
52350	Credit Card Processing Fee	2,651.97	3,200.00	(548.03)	7,584.65	9,600.00	(2,015.35)	39,600.00	19.15%	32,015.35
52500	Bio-Waste Removal	3,754.15	3,407.00	347.15	12,088.13	10,221.00	1,867.13	40,884.00	29.57%	28,795.87

**Montgomery County Hospital District
Preliminary Income Statement - Actual vs. Budget**

For the Period Ended December 30, 2016

	Current Month Actual	Current Month Budget	Current Month Variance	YTD Actual	YTD Budget	YTD Variance	Total Annual Budget	% YTD Annual Budget	Annual Budget Remaining	
52600	Books/Materials	2,902.22	2,575.00	327.22	11,666.00	7,225.00	4,441.00	55,620.00	20.97%	43,954.00
52700	Business Licenses	10,638.44	10,370.00	268.44	11,596.44	12,144.00	(547.56)	36,354.00	31.90%	24,757.56
52725	Capital Lease Expense	282,989.58	282,989.00	0.58	417,367.21	417,368.00	(0.79)	1,029,688.00	40.53%	612,320.79
52900	Collection Fees	15,379.54	27,500.00	(12,120.46)	54,982.97	88,700.00	(33,717.03)	369,300.00	14.89%	314,317.03
52950	Community Education	800.12	933.00	(132.88)	1,829.93	4,074.00	(2,244.07)	18,350.00	9.97%	16,520.07
53000	Computer Maintenance	7,518.00	5,000.00	2,518.00	36,899.77	50,564.00	(13,664.23)	352,592.00	10.47%	315,692.23
53050	Computer Software	60,689.17	48,976.00	11,713.17	136,605.36	126,608.00	9,997.36	711,861.00	19.19%	575,255.64
53075	Computer Software - MDC First Responder	9,760.00	6,000.00	3,760.00	9,760.00	6,000.00	3,760.00	47,000.00	20.77%	37,240.00
53100	Computer Supplies/Non-Cap.	7,505.63	7,785.00	(279.37)	12,106.60	12,602.98	(496.38)	35,007.98	34.58%	22,901.38
53150	Conferences-Fees, Travel, and Meals	1,921.67	220.00	1,701.67	37,053.29	39,333.00	(2,279.71)	195,818.00	18.92%	158,764.71
53310	Contractual Obligations-County Appraisal	88,153.00	72,000.00	16,153.00	88,153.00	72,000.00	16,153.00	288,000.00	30.61%	199,847.00
53320	Contractual Obligations-Tax Collector Assessor	53.95	300.00	(246.05)	52,627.94	47,300.00	5,327.94	50,000.00	105.26%	(2,627.94)
53330	Contractual Obligations- Other	0.00	0.00	0.00	0.00	0.00	0.00	6,720.00	0.00%	6,720.00
53500	Customer Property Damage	0.00	100.00	(100.00)	0.00	300.00	(300.00)	1,200.00	0.00%	1,200.00
53550	Customer Relations	2,018.00	2,650.00	(632.00)	7,218.80	7,950.00	(731.20)	33,300.00	21.68%	26,081.20
53800	Disposable Linen	7,010.90	8,770.00	(1,759.10)	21,279.80	26,310.00	(5,030.20)	105,240.00	20.22%	83,960.20
53900	Disposable Medical Supplies	83,742.33	91,005.00	(7,262.67)	196,064.48	286,346.58	(90,282.10)	1,102,391.58	17.79%	906,327.10
54000	Drug Supplies	13,304.73	11,375.00	1,929.73	32,435.16	52,234.50	(19,799.34)	154,809.50	20.95%	122,374.34
54100	Dues/Subscriptions	1,816.17	7,723.00	(5,906.83)	4,193.19	26,259.00	(22,065.81)	51,073.00	8.21%	46,879.81
54200	Durable Medical Equipment	16,681.04	9,200.00	7,481.04	32,743.19	160,264.00	(127,520.81)	243,064.00	13.47%	210,320.81
54300	Election Expenses	0.00	0.00	0.00	0.00	0.00	0.00	275,000.00	0.00%	275,000.00
54350	Employee Health/Wellness	691.14	1,640.00	(948.86)	4,073.62	4,920.00	(846.38)	29,700.00	13.72%	25,626.38
54450	Employee Recognition	26,884.09	25,754.00	1,130.09	51,481.01	53,587.14	(2,106.13)	90,943.14	56.61%	39,462.13
54500	Equipment Rental	148.32	200.00	(51.68)	3,005.41	2,400.00	605.41	14,600.00	20.59%	11,594.59
54700	Fuel - Auto	37,266.32	41,667.00	(4,400.68)	98,312.58	125,001.00	(26,688.42)	500,004.00	19.66%	401,691.42
54725	Fuel - Non-Auto	0.00	500.00	(500.00)	0.00	1,500.00	(1,500.00)	6,000.00	0.00%	6,000.00
54800	Hazardous Waste Removal	160.00	225.00	(65.00)	280.00	675.00	(395.00)	2,600.00	10.77%	2,320.00
54900	Insurance	68,081.19	73,500.00	(5,418.81)	152,517.68	157,500.00	(4,982.32)	547,140.00	27.88%	394,622.32
55025	Interest Expense	24,762.09	24,762.00	0.09	35,216.28	35,216.00	0.28	74,640.00	47.18%	39,423.72
55100	Laundry Service & Purchase	479.45	450.00	29.45	1,303.58	1,250.00	53.58	5,000.00	26.07%	3,696.42
55400	Leases/Contracts	4,776.94	4,725.00	51.94	14,669.18	24,475.00	(9,805.82)	67,250.00	21.81%	52,580.82
55500	Legal Fees	10,816.74	9,184.00	1,632.74	28,674.24	30,550.00	(1,875.76)	122,200.00	23.47%	93,525.76
55600	Maintenance & Repairs-Buildings	11,683.77	39,750.00	(28,066.23)	66,644.72	120,488.94	(53,844.22)	475,488.94	14.02%	408,844.22
55650	Maintenance-Contract Equipment	2,348.92	22,877.56	(20,528.64)	112,341.83	127,982.08	(15,640.25)	377,112.08	29.79%	264,770.25
55700	Management Fees	30,901.68	48,079.00	(17,177.32)	104,316.94	143,537.00	(39,220.06)	574,148.00	18.17%	469,831.06
55900	Meals - Business and Travel	34.16	786.00	(751.84)	435.80	2,027.00	(1,591.20)	5,854.00	7.44%	5,418.20
56100	Meeting Expenses	435.76	493.00	(57.24)	4,560.19	5,154.00	(593.81)	20,216.00	22.56%	15,655.81
56200	Mileage Reimbursements	657.77	1,298.00	(640.23)	1,858.35	3,754.00	(1,895.65)	14,856.00	12.51%	12,997.65
56300	Office Supplies	2,207.44	2,500.00	(292.56)	4,763.20	7,514.78	(2,751.58)	30,014.78	15.87%	25,251.58
56400	Oil & Lubricants	3,178.84	1,840.00	1,338.84	8,058.35	5,520.00	2,538.35	22,080.00	36.50%	14,021.65
56500	Other Services	902.95	2,308.00	(1,405.05)	5,164.13	6,925.00	(1,760.87)	27,700.00	18.64%	22,535.87
56550	Other Services - DSRIP	0.00	0.00	0.00	0.00	0.00	0.00	624,769.00	0.00%	624,769.00
56600	Oxygen & Gases	6,436.75	6,250.00	186.75	18,862.85	19,322.81	(459.96)	75,626.81	24.94%	56,763.96
56700	Paging System	345.50	250.00	95.50	691.00	750.00	(59.00)	3,000.00	23.03%	2,309.00
56900	Postage	2,319.80	2,500.00	(180.20)	8,184.99	7,500.00	684.99	30,000.00	27.28%	21,815.01
57000	Printing Services	3,765.50	2,100.00	1,665.50	5,453.42	6,820.00	(1,366.58)	18,865.00	28.91%	13,411.58
57100	Professional Fees	157,233.37	147,931.82	9,301.55	354,356.79	442,474.93	(88,118.14)	1,923,136.93	18.43%	1,568,780.14
57200	Radio Repairs - Outsourced (Depot)	1,532.86	3,595.00	(2,062.14)	7,842.69	11,742.00	(3,899.31)	41,475.00	18.91%	33,632.31
57225	Radio Repair - Parts	3,625.80	3,025.00	600.80	10,605.14	11,104.47	(499.33)	40,829.47	25.97%	30,224.33
57250	Radios	0.00	0.00	0.00	0.00	500.00	(500.00)	4,000.00	0.00%	4,000.00
57300	Recruit/Investigate	3,033.70	1,850.00	1,183.70	4,348.20	5,550.00	(1,201.80)	22,200.00	19.59%	17,851.80
57500	Rent	11,076.00	11,075.00	1.00	33,228.00	33,225.00	3.00	132,900.00	25.00%	99,672.00
57650	Repair-Equipment	765.10	2,372.00	(1,606.90)	1,964.67	6,416.00	(4,451.33)	34,564.00	5.68%	32,599.33
57700	Shop Tools	354.87	1,623.00	(1,268.13)	790.34	4,064.00	(3,273.66)	18,916.00	4.18%	18,125.66
57725	Shop Supplies	1,940.23	5,600.00	(3,659.77)	9,613.63	25,212.45	(15,598.82)	74,598.45	12.89%	64,984.82
57750	Small Equipment & Furniture	14,593.72	5,405.00	9,188.72	19,858.83	45,437.56	(25,578.73)	157,957.56	12.57%	138,098.73
57800	Special Events Supplies	0.00	150.00	(150.00)	0.00	450.00	(450.00)	2,650.00	0.00%	2,650.00
57900	Station Supplies	2,718.00	6,556.00	(3,838.00)	10,068.42	18,589.46	(8,521.04)	73,993.46	13.61%	63,925.04
58100	Supplemental Food	0.00	0.00	0.00	0.00	3,000.00	(3,000.00)	3,000.00	0.00%	3,000.00
58200	Telephones-Cellular	6,162.82	7,287.00	(1,124.18)	19,642.92	22,071.00	(2,428.08)	88,545.00	22.18%	68,902.08
58310	Telephones-Service	10,828.08	13,871.00	(3,042.92)	41,041.55	41,613.00	(571.45)	166,452.00	24.66%	125,410.45

**Montgomery County Hospital District
Preliminary Income Statement - Actual vs. Budget**

For the Period Ended December 30, 2016

		Current Month Actual	Current Month Budget	Current Month Variance	YTD Actual	YTD Budget	YTD Variance	Total Annual Budget	% YTD Annual Budget	Annual Budget Remaining
58320	Telephones - Long Distance	643.99	700.00	(56.01)	2,092.12	2,100.00	(7.88)	8,400.00	24.91%	6,307.88
58500	Training/Related Expenses-CE	4,964.91	7,048.00	(2,083.09)	41,634.48	58,709.00	(17,074.52)	180,321.00	23.09%	138,686.52
58550	Tuition Reimbursement	0.00	4,583.00	(4,583.00)	902.40	13,749.00	(12,846.60)	54,996.00	1.64%	54,093.60
58600	Travel Expenses	375.00	199.00	176.00	1,215.00	473.00	742.00	1,295.00	93.82%	80.00
58700	Uniforms	11,245.89	16,725.00	(5,479.11)	30,551.82	103,281.10	(72,729.28)	253,806.10	12.04%	223,254.28
58800	Utilities	28,658.89	35,465.00	(6,806.11)	91,608.65	106,395.00	(14,786.35)	425,580.00	21.53%	333,971.35
58900	Vehicle-Batteries	1,983.20	1,741.00	242.20	1,902.36	5,225.00	(3,322.64)	20,900.00	9.10%	18,997.64
59000	Vehicle-Outside Services	1,963.13	1,800.00	163.13	5,433.13	5,400.00	33.13	21,600.00	25.15%	16,166.87
59050	Vehicle-Parts	26,668.49	20,833.00	5,835.49	55,500.93	63,533.68	(8,032.75)	251,030.68	22.11%	195,529.75
59100	Vehicle-Registration	25.50	208.00	(182.50)	327.72	624.00	(296.28)	2,496.00	13.13%	2,168.28
59150	Vehicle-Tires	8,337.12	4,500.00	3,837.12	17,151.84	13,500.00	3,651.84	54,000.00	31.76%	36,848.16
59200	Vehicle-Towing	131.50	275.00	(143.50)	789.50	825.00	(35.50)	3,300.00	23.92%	2,510.50
51800	Unemployment Ins.	(4,149.42)	1,451.00	(5,600.42)	(1,247.42)	4,353.00	(5,600.42)	17,412.00	-7.16%	18,659.42
59350	Worker's Compensation Insurance	45,903.61	46,025.00	(121.39)	156,353.57	135,245.00	21,108.57	543,223.00	28.78%	386,869.43
Total Operating Expenses		1,184,377.03	1,270,562.38	(86,185.35)	2,823,100.38	3,547,192.46	(724,092.08)	13,686,808.46	20.63%	10,863,708.08
Indigent Care Expenses										
53350	1115 Medicaid Waiver - Uncompensated Care	255,885.00	255,885.00	0.00	767,655.00	767,655.00	0.00	3,070,620.00	25.00%	2,302,965.00
57850	Specialty Healthcare Providers	248,827.31	410,951.00	(162,123.69)	663,134.90	1,232,853.00	(569,718.10)	4,931,412.00	13.45%	4,268,277.10
Total Indigent Care Expenses		504,712.31	666,836.00	(162,123.69)	1,430,789.90	2,000,508.00	(569,718.10)	8,002,032.00	17.88%	6,571,242.10
Total Operating, Payroll and Indigent Care Expenses		3,952,362.63	4,156,083.38	(203,720.75)	10,791,419.14	12,228,906.46	(1,437,487.32)	48,503,803.46	22.25%	37,712,384.32
Capital Expenditures										
52753	Capital Purchases / Building Improvements	248,367.98	48,398.73	199,969.25	301,442.38	132,490.74	168,951.64	144,490.74	208.62%	(156,951.64)
52754	Capital Purchases / Equipment	136,911.39	110,182.00	26,729.39	283,504.03	261,478.71	22,025.32	4,251,031.39	6.67%	3,967,527.36
52755	Capital Purchases - Vehicles	378,570.00	346,572.00	31,998.00	447,000.40	508,430.00	(61,429.60)	1,101,358.00	40.59%	654,357.60
Total Capital Expenditures		763,849.37	505,152.73	258,696.64	1,031,946.81	902,399.45	129,547.36	5,496,880.13	18.77%	4,464,933.32
Total Expenditures		4,716,212.00	4,661,236.11	54,975.89	11,823,365.95	13,131,305.91	(1,307,939.96)	54,000,683.59	21.89%	42,177,317.64
Revenue over Expenses		12,073,897.08	11,594,777.89	479,119.19	8,897,650.41	8,666,334.09	231,316.32	(521,873.59)	-1704.94%	(9,419,524.00)

AGENDA ITEM # 18

Board Mtg.: 01/24/2017

Montgomery County Hospital District Accounts Receivable Analysis

Days in Accounts Receivable

	Jan-16	Feb-16	Mar-16	Apr-16	May-16	Jun-16	Jul-16	Aug-16	Sep-16	Oct-16	Nov-16	Dec-16
A/R Balance	7,773,952	8,110,397	7,701,266	8,012,303	8,281,971	8,013,130	8,221,172	8,316,832	8,291,823	7,656,005	7,335,944	6,704,057
Total 6-Mo Charges	13,702,999	13,564,338	13,486,730	13,510,828	13,776,238	13,919,148	14,099,135	14,202,225	14,335,007	13,516,962	12,719,662	11,982,934
Avg Charge / Day *	76,128	75,357	74,926	75,060	76,535	77,329	78,329	78,901	79,639	75,094	70,665	66,572
A/R Days	102	108	103	107	108	104	105	105	104	102	104	101

* Beginning in August 2015, A/R Balance excludes liens related to motor vehicle accidents.

** Avg Charge / Day is calculated using the most current six months' charges divided by 180 days.

Accounts Receivable Aging by Dollars

Month	Days							> 90 Days	> 120 Days
	Current	31-60	61-90	91-120	121-180	>180	Total		
Jan-16	2,187,679	1,358,267	1,093,930	1,159,592	804,346	2,216,838	8,820,652	4,180,776	3,021,184
Feb-16	2,371,037	1,489,207	1,142,082	1,034,474	995,140	2,180,030	9,211,970	4,209,644	3,175,170
Mar-16	2,169,626	1,573,993	1,167,157	1,046,120	669,972	2,226,505	8,853,373	3,942,597	2,896,477
Apr-16	2,365,098	1,461,178	1,262,070	1,021,237	772,950	2,325,185	9,207,718	4,119,372	3,098,135
May-16	2,297,571	1,549,051	1,210,982	1,172,576	866,740	2,378,629	9,475,549	4,417,945	3,245,369
Jun-16	2,271,060	1,483,382	1,256,968	1,067,821	740,076	2,429,648	9,248,955	4,237,545	3,169,724
Jul-16	2,293,888	1,469,203	1,250,635	1,171,468	808,669	2,421,729	9,415,592	4,401,866	3,230,398
Aug-16	2,267,913	1,457,394	1,228,351	1,150,498	952,086	2,481,015	9,537,257	4,583,599	3,433,101
Sep-16	2,370,593	1,479,829	1,259,041	1,104,487	672,920	2,618,972	9,505,842	4,396,379	3,291,892
Oct-16	1,534,929	1,621,005	1,289,311	1,137,078	715,502	2,646,634	8,944,460	4,499,214	3,362,136
Nov-16	1,552,311	882,923	1,388,049	1,194,727	920,253	2,705,994	8,644,257	4,820,974	3,626,247
Dec-16	1,610,539	906,978	731,335	1,134,409	898,865	2,786,539	8,068,665	4,819,813	3,685,404

Accounts Receivable Aging by Percentage

Month	Days							> 90 Days	> 120 Days
	Current	31-60	61-90	91-120	121-180	>180	Total		
Jan-16	25%	15%	12%	13%	9%	25%	100%	47%	34%
Feb-16	26%	16%	12%	11%	11%	24%	100%	46%	34%
Mar-16	25%	18%	13%	12%	8%	25%	100%	45%	33%
Apr-16	26%	16%	14%	11%	8%	25%	100%	45%	34%
May-16	24%	16%	13%	12%	9%	25%	100%	47%	34%
Jun-16	25%	16%	14%	12%	8%	26%	100%	46%	34%
Jul-16	24%	16%	13%	12%	9%	26%	100%	47%	34%
Aug-16	24%	15%	13%	12%	10%	26%	100%	48%	36%
Sep-16	25%	16%	13%	12%	7%	28%	100%	46%	35%
Oct-16	17%	18%	14%	13%	8%	30%	100%	50%	38%
Nov-16	18%	10%	16%	14%	11%	31%	100%	56%	42%
Dec-16	20%	11%	9%	14%	11%	35%	100%	60%	46%

AGENDA ITEM # 18

Board Mtg.: 01/24/2017

Montgomery County Hospital District Accounts Payable Analysis

Accounts Payable Aging by Dollars

Month	Current	Days			Credits	Total	\$ Total minus Credits
		31-60	61-90	> 90			
Dec-15	-	31,918	-	2	(17)	31,903	31,920
Jan-16	-	-	-	2	(17)	(15)	2
Feb-16	-	-	-	2	(17)	(15)	2
Mar-16	671,699	-	-	2	(17)	671,684	671,701
Apr-16	4,427	-	-	-	(9,831)	(5,403)	4,427
May-16	612,407	-	-	2	(685)	611,724	612,409
Jun-16	199,874	-	-	2	(556)	199,319	199,876
Jul-16	361,091	-	-	2	(556)	360,536	361,093
Aug-16	54,773	-	6	2	(23)	54,758	54,781
Sep-16	521,120	8,015	-	8	(27)	529,116	529,143
Oct-16	758,881	-	-	8	(17)	758,872	758,889
Nov-16	49,417	-	-	8	(17)	49,408	49,425
Dec-16	783,987	-	-	8	(17)	783,979	783,995

Accounts Payable Aging by Percentage without Credits

Month	Current	Days		
		31-60	61-90	> 90
Dec-15	0%	100%	0%	0%
Jan-16	0%	0%	0%	100%
Feb-16	0%	0%	0%	100%
Mar-16	100%	0%	0%	0%
Apr-16	100%	0%	0%	0%
May-16	100%	0%	0%	0%
Jun-16	100%	0%	0%	0%
Jul-16	100%	0%	0%	0%
Aug-16	100%	0%	0%	0%
Sep-16	98%	2%	0%	0%
Oct-16	100%	0%	0%	0%
Nov-16	100%	0%	0%	0%
Dec-16	100%	0%	0%	0%

AGENDA ITEM # 18

Board Mtg.: 01/24/2017

Montgomery County Hospital District Payer Mix

Payer	Jan-16	Feb-16	Mar-16	Apr-16	May-16	Jun-16	Jul-16	Aug-16	Sep-16	Oct-16	Nov-16	Dec-16	12-Month Total
Medicare	1,628,293	1,556,673	1,597,482	1,708,155	1,686,842	1,807,664	1,618,720	1,657,519	1,574,675	861,573	903,217	1,004,559	17,605,372
Medicaid	332,625	376,096	421,251	380,282	405,370	445,783	413,213	436,813	432,302	210,125	186,970	231,846	4,272,676
Insurance	681,277	686,206	675,095	722,808	764,166	744,980	769,098	691,850	705,226	380,350	367,303	381,829	7,570,188
Facility Contract	67,642	45,590	61,976	46,822	74,814	65,727	57,939	38,881	37,419	24,751	21,822	15,854	559,237
Bill Patient	929,743	996,205	1,005,464	1,056,702	997,964	969,417	1,019,343	1,043,221	1,109,594	560,504	512,911	501,389	10,702,457
Total	3,639,580	3,660,770	3,761,268	3,914,769	3,929,156	4,033,571	3,878,313	3,868,284	3,859,216	2,037,303	1,992,223	2,135,477	40,709,930

Payer	Jan-16	Feb-16	Mar-16	Apr-16	May-16	Jun-16	Jul-16	Aug-16	Sep-16	Oct-16	Nov-16	Dec-16	12-Month %
Medicare	44.7%	42.5%	42.5%	43.6%	42.9%	44.8%	41.7%	42.8%	40.8%	42.3%	45.3%	47.0%	43.2%
Medicaid	9.1%	10.3%	11.2%	9.7%	10.3%	11.1%	10.7%	11.3%	11.2%	10.3%	9.4%	10.9%	10.5%
Insurance	18.7%	18.7%	17.9%	18.5%	19.4%	18.5%	19.8%	17.9%	18.3%	18.7%	18.4%	17.9%	18.6%
Facility Contract	1.9%	1.2%	1.6%	1.2%	1.9%	1.6%	1.5%	1.0%	1.0%	1.2%	1.1%	0.7%	1.4%
Bill Patient	25.5%	27.2%	26.7%	27.0%	25.4%	24.0%	26.3%	27.0%	28.8%	27.5%	25.7%	23.5%	26.3%
Total	99.9%	99.9%	99.9%	100.0%	99.9%	100.0%	100.0%	100.0%	100.1%	100.0%	99.9%	100.0%	100.0%

AGENDA ITEM# 19

Board Mtg: 01/24/17

Presentation of Investment Report for the quarter ended December 31, 2016

Montgomery County Hospital District Investment Report Quarter Ended December 31, 2016

Investment	Market Value 9/30/2016	Additions	Withdrawals	Interest	Total Increase (Decrease)	Market Value 12/31/2016	Percentage Yield	
							Qtr Ended 12/31/2016	Fiscal Year To Date
Woodforest Special Liquidity Fund - Capital Replacement Sinking Fund (13300)	\$ 3,721,294.72	\$ -	\$ -	\$ 5,789.30	\$ 5,789.30	\$ 3,727,084.02	0.6200%	0.6200%
Woodforest Special Liquidity Fund - HCAP Catastrophic Fund (13600)	\$ 3,086,158.21	\$ -	\$ -	\$ 4,801.21	\$ 4,801.21	\$ 3,090,959.42	0.6200%	0.6200%
Woodforest Securities - Certificate of Deposits (13500 + 13501)	\$ 6,503,338.51	\$ -	\$ (7,380.36)	\$ 5,562.94	\$ (1,817.42)	\$ 6,501,521.09	0.0400%	0.0400%
Texas Local Government Investment Pool (13100)	\$ 9,846,297.49	\$ 1,500,000.00	\$ (2,000,000.00)	\$ 8,662.44	\$ (491,337.56)	\$ 9,354,959.93	0.4039%	0.4039%
TexSTAR Local Government Investment Pool (13400)	\$ 9,335,751.96	\$ 1,500,000.00	\$ (1,500,000.00)	\$ 9,184.75	\$ 9,184.75	\$ 9,344,936.71	0.4387%	0.4387%
Total	\$ 32,492,840.89	\$ 3,000,000.00	\$ (3,507,380.36)	\$ 34,000.64	\$ (473,379.72)	\$ 32,019,461.17		

This report and its attachments complies with the Investment Strategies and the Investment Policy of Montgomery County Hospital District, as well as Government Code Section 2256 ("Public Funds Investment Act") of the State of Texas.

Randy Johnson

Chief Executive Officer
Investment Officer, Montgomery County Hospital District

D. Brett Allen, CPA

Chief Financial Officer
Investment Officer, Montgomery County Hospital District

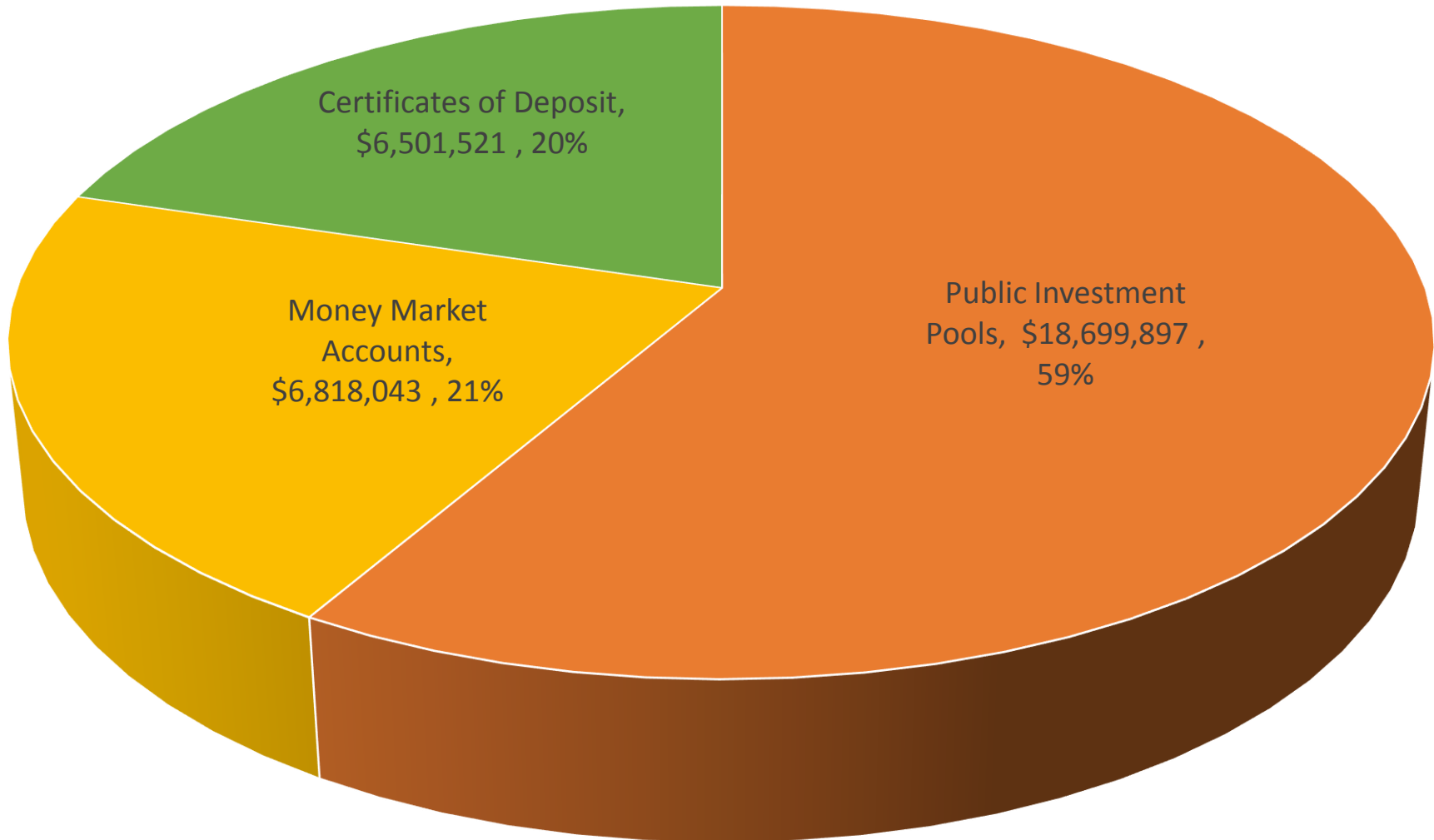
Chris Grice

Chris Grice, Treasurer, MCHD Board
Investment Officer, Montgomery County Hospital District

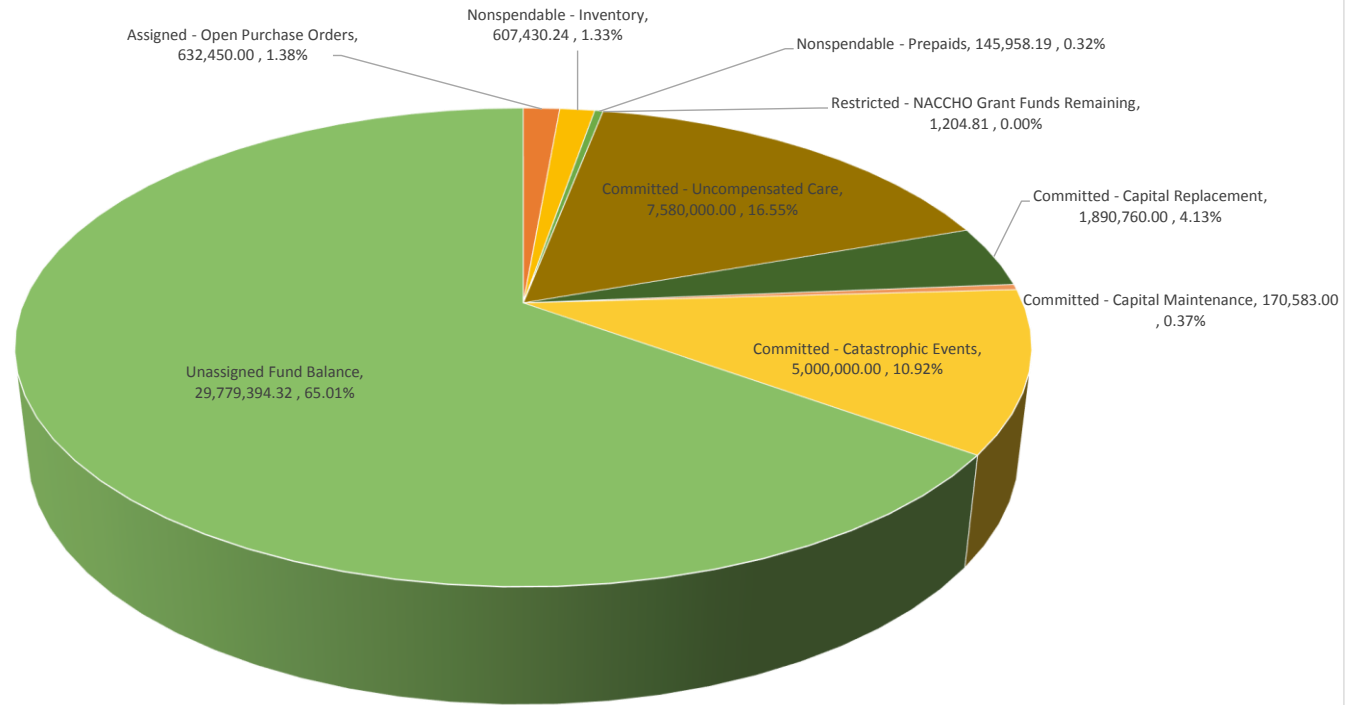
Investment Report
Quarter Ended December 31, 2016

Investment	Fnd	Maturity Date	BOOK VALUE					MARKET VALUE				Accrued Interest YTD
			Book Value	Additions	Deletions	Interest	Book Value	Market Value	Net Book Activity	Market Value Change	Market Value	
			9/30/2016				12/31/2016					
General Fund												
<i>Money Market Accounts</i>												
Woodforest Bank	01	N/A	\$ 3,721,294.72	\$ -	\$ -	\$ 5,789.30	\$ 3,727,084.02	\$ 3,721,294.72	\$ 5,789.30	\$ -	\$ 3,727,084.02	\$ 5,789.30
Woodforest Special Liquidity	01	N/A	\$ 3,086,158.21	\$ -	\$ -	\$ 4,801.21	\$ 3,090,959.42	\$ 3,086,158.21	\$ 4,801.21	\$ -	\$ 3,090,959.42	\$ 4,801.21
<i>Certificates of Deposit</i>												
Woodforest Securities	01	Various	\$ 6,503,433.37	\$ -	\$ (1,339.61)	\$ 5,562.94	\$ 6,507,656.70	\$ 6,503,338.51	\$ 4,223.33	\$ (6,040.75)	\$ 6,501,521.09	\$ 5,562.94
<i>Public Investment Pools</i>												
Texpool	01	N/A	\$ 9,846,297.49	\$ 1,500,000.00	\$ (2,000,000.00)	\$ 8,662.44	\$ 9,354,959.93	\$ 9,846,297.49	\$ (491,337.56)	\$ -	\$ 9,354,959.93	\$ 8,662.44
TexSTAR	01	N/A	\$ 9,335,751.96	\$ 1,500,000.00	\$ (1,500,000.00)	\$ 9,184.75	\$ 9,344,936.71	\$ 9,335,751.96	\$ 9,184.75	\$ -	\$ 9,344,936.71	\$ 9,184.75
Total General Fund			\$ 32,492,935.75	\$ 3,000,000.00	\$ (3,501,339.61)	\$ 34,000.64	\$ 32,025,596.78	\$ 32,492,840.89	\$ (467,338.97)	\$ (6,040.75)	\$ 32,019,461.17	\$ 34,000.64
Grand Total			\$ 32,492,935.75	\$ 3,000,000.00	\$ (3,501,339.61)	\$ 34,000.64	\$ 32,025,596.78	\$ 32,492,840.89	\$ (467,338.97)	\$ (6,040.75)	\$ 32,019,461.17	\$ 34,000.64

Market Value as of 12/31/2016



Fund Balance as of December 31, 2016



Agenda Item # 20

Montgomery County Hospital District
 Budget Amendment - Fiscal Year Ending September 30, 2017
 Supplement to the Amendment Presented to the Board on January 24, 2017

Department	Account	Description	Total	Notes	Impact
Total Increase / (Decrease) in Revenue			0.00		
Administration	10-001-52300	Bank Charges	22,200.00	Woodforest account analysis fee	increase expense
EMS	10-007-57100	Professional Fees	36,500.00	Baylor on-call	increase expense
Materials Management	10-008-52754	Capital Purchases / Equipment	(24,000.00)	Powerload coding to Vehicles	decrease expense
Materials Management	10-008-52755	Capital Purchases - Vehicles	24,000.00	Powerload coding to Vehicles	increase expense
Materials Management	10-008-54200	Durable Medical Equipment	(58,700.00)	Double budgeted	decrease expense
Fleet	10-010-52754	Capital Purchases / Equipment	(6,000.00)	Drivecam coding to Small Equipment	decrease expense
Fleet	10-010-54700	Fuel - Auto	(5,280.00)	Reclassification of expense	decrease expense
Fleet	10-010-57750	Small Equipment & Furniture	6,000.00	Drivecam coding to Small Equipment	increase expense
Fleet	10-010-58600	Travel Expenses	5,280.00	Harris County toll road	increase expense
Total Increase / (Decrease) in Expense			0.00		
Increase / (Decrease) Net Revenue over Expenses			0.00		
FY 2017 Net Revenue over Expenses			(521,876.59)		
FY 2017 Amended Net Revenue over Expenses			(521,876.59)		

AGENDA ITEM: 20

CONSIDER AND ACT UPON RECOMMENDATIONS FOR AMENDMENTS TO BUDGET FOR FISCAL YEAR ENDING SEPTEMBER 30, 2017

BUDGET AMENDMENT – SEPTEMBER 30, 2017

THAT WHEREAS, therefore on September 6, 2016 the Board heard and approved the budget for the year 2016/2017 for the benefit of Montgomery County Hospital District; and

WHEREAS, to meet unusual and unforeseen conditions, which could not by reasonable and diligent thought and attention, have been included in the budget for 2016/17 adopted on September 6, 2016, or a line item transfer has been requested with no impact on the original budget, or a line item transfer has been requested with a positive impact on the original budget; and

WHEREAS, the Board by and through this budget amendment intends to reflect the funding provided and expenses incurred as a result of its operation and management of the Montgomery County Hospital District for the year 2016/2017 pursuant to its contractual responsibilities therefore.

NOW, THEREFORE, BE IT RESOLVED that upon motion of _____, seconded by _____ and duly carried by the following vote: AYES: _____ NAYS: _____, the following amendment(s) to said budget is/are hereby authorized:

Budget Amendment 2 - September 30, 2017					
Line	Account Number	Account Description	FY 2017 Annual Budget	FY 2017 Amended Budget	Increase / (Decrease) Net Revenue Over Expenses
1	10-001-52300	Bank Charges-Admin	0.00	22,200.00	22,200.00
2	10-007-57100	Professional Fees-EMS	256,000.00	292,500.00	36,500.00
3	10-008-52754	Capital Purchases-Equipment-Materials	780,000.00	756,000.00	(24,000.00)
4	10-008-52755	Capital Purchases-Vehicles-Materials	0.00	24,000.00	24,000.00
5	10-008-54200	Durable Medical Equipment-Materials	243,064.00	184,364.00	(58,700.00)
6	10-010-52754	Capital Purchases-Equipment-Fleet	144,095.00	138,095.00	(6,000.00)
7	10-010-54700	Fuel-Auto-Fleet	500,004.00	494,724.00	(5,280.00)
8	10-010-57750	Small Equipment & Furniture-Fleet	2,590.48	8,590.48	6,000.00
9	10-010-58600	Travel Expenses-Fleet	0.00	5,280.00	5,280.00
		Subtotal - Expenses	1,925,753.48	1,925,753.48	0.00
		Increase / (Decrease) Net Revenue over Expenses			0.00
		FY 2017 Annual Budget Change in Fund Balance			(521,873.59)
		FY 2017 Amended Budget Change in Fund Balance			(521,873.59)

AGENDA ITEM: 20

CONSIDER AND ACT UPON RECOMMENDATIONS FOR AMENDMENTS TO
BUDGET FOR FISCAL YEAR ENDING SEPTEMBER 30, 2017

BUDGET AMENDMENT – SEPTEMBER 30, 2017

BOARD MEETING DATE: January 24, 2017

APPROVED BY:

Mark Cole, Vice Chairman

Bob Bagley, Member

Sandy Wagner, Secretary

Georgette Whatley, Member

Chris Grice, Treasurer

Kenn Fawn, Member

Brad Spratt, Member

AGENDA ITEM # 21

Consider and act on payment of District invoices (Mr. Grice, Treasurer-MCHD Board)

**TOTAL FOR
INVOICES**

\$ 1,878,726.65

Montgomery County Hospital District
Invoice Expense Allocation Report
Board Meeting 01/24/17- Paid Invoices

Vendor Name	Invoice Date	Invoice No.	Payment No.	Payment Date	Invoice Description	Account No.	Account Description	Amount
AARON, NICOLE	1/13/2017	AAR011317	90332	1/13/2017	MONIES OWED TO EMPLOYEE	10-000-21400	Accrued Payroll-BS	\$602.07
							Totals for AARON, NICOLE:	\$602.07
ABELL, LAUREN	12/6/2016	ABE120616	89694	12/7/2016	WELLNESS PROGRAM/PERSONAL TRAINING	10-025-54350	Employee Health\Wellness-Human	\$150.00
							Totals for ABELL, LAUREN:	\$150.00
ADVANTAGE FINANCIAL SERVICES	1/2/2017	19950435	90256	1/11/2017	ACCT# 016-0803292-002 CANNON COPIER LEASE	10-015-55400	Leases/Contracts-Information Technology	\$141.93
							Totals for ADVANTAGE FINANCIAL SERVICES:	\$141.93
AIKEN, MICHAEL COTY	12/6/2016	AIK120616	89696	12/7/2016	MILEAGE REIMBURSEMENT 12/02/16	10-009-56200	Mileage Reimbursements-OMD	\$24.30
	12/6/2016	AIK120616 \$23.92	89696	12/7/2016	MILEAGE REIMBURSEMENT 12/01/16	10-009-56200	Mileage Reimbursements-OMD	\$23.92
							Totals for AIKEN, MICHAEL COTY:	\$48.22
ALLDATA, LLC	1/1/2017	2002681931	90333	1/18/2017	REPAIR SERIES-OL1 ALL MAKES COVERAGE	10-010-54100	Dues/Subscriptions-Fleet	\$1,500.00
							Totals for ALLDATA, LLC:	\$1,500.00
ALLEN, BRETT	12/20/2016	ALL121616	89915	12/20/2016	REIMBURSEMENT - GTOT CONFERENCE PARKING	10-001-53150	Conferences - Fees, Travel, & Meals-Admin	\$19.01
							Totals for ALLEN, BRETT:	\$19.01
AMAZON.COM LLC	12/5/2016	6006 12/20/16\$107.17	2287	12/14/2016	PRIME ACCOUNT RENEWAL	10-008-54100	Dues/Subscriptions-Mater	\$107.17
	12/10/2016	0398467 12/10/16	90258	1/11/2017	SUPPLIES	10-006-57750	Small Equipment & Furniture-Alarm	\$300.82
						10-008-56300	Office Supplies-Matls. Mgmt.	\$25.99
	12/10/2016	0398497 12/10/16-3	90258	1/11/2017	STATION SUPPLIES	10-004-57225	Radio Repair - Parts-Radio	\$67.20
						10-008-56300	Office Supplies-Matls. Mgmt.	\$390.57
						10-008-57900	Station Supplies-Mater	\$135.54
						10-008-58700	Uniforms-Matls. Mgmt.	\$937.00
						10-009-58500	Training/Related Expenses-CE-OMD	\$309.49
						10-016-57725	Shop Supplies-Facil	\$386.04
						10-025-54450	Employee Recognition-Human	\$69.94
							Totals for AMAZON.COM LLC:	\$2,729.76
AMERICAN AMBULANCE ASSOC.	12/5/2016	6006 12/20/16\$322.00	2288	12/14/2016	BOOKS FOR HENRIETTA	10-001-52600	Books/Materials-Admin	\$104.00
	12/5/2016	6006 12/20/16\$218.00	2288	12/14/2016	BOOKS/EMS	10-009-52600	Books/Materials-OMD	\$218.00
	12/21/2016	AME122116	90109	12/28/2016	2017 MEMBERSHIP RENEWAL	10-011-52700	Business Licenses-Billi	\$9,141.44
							Totals for AMERICAN AMBULANCE ASSOC.:	\$9,463.44
AMERICAN TIRE DISTRIBUTORS INC	12/7/2016	S084552792	89782	12/14/2016	AMBULANCE TIRES	10-010-59150	Vehicle-Tires-Fleet	\$1,989.12
	12/15/2016	S085005739	90260	1/11/2017	AMBULANCE TIRES	10-010-59150	Vehicle-Tires-Fleet	\$2,179.44
	12/14/2016	S084945335	90260	1/11/2017	AMBULANCE TIRES	10-010-59150	Vehicle-Tires-Fleet	\$2,179.44
	1/5/2017	S085812431	90334	1/18/2017	AMBULANCE TIRES	10-010-59150	Vehicle-Tires-Fleet	\$1,551.36
							Totals for AMERICAN TIRE DISTRIBUTORS INC:	\$7,899.36
AMERINET	12/5/2016	6006 12/20/16 \$62.62	2289	12/14/2016	FLOWERS	10-025-54350	Employee Health\Wellness-Human	\$62.62
	12/5/2016	6006 12/20/16-\$62.62	2289	12/14/2016	FLOWERS	10-025-54350	Employee Health\Wellness-Human	\$62.62
	1/5/2017	6006 01/19 \$63.85	2362	1/19/2017	FLOWER ORDER SARA RAMIREZ	10-025-54350	Employee Health\Wellness-Human	\$63.85
	1/5/2017	6006 01/19 \$ 119.84	2362	1/19/2017	FLOWER O RDER/DANIELL WILLIAMS	10-025-54350	Employee Health\Wellness-Human	\$119.84

Montgomery County Hospital District
Invoice Expense Allocation Report
 Board Meeting 01/24/17- Paid Invoices

Vendor Name	Invoice Date	Invoice No.	Payment No.	Payment Date	Invoice Description	Account No.	Account Description	Amount
	1/5/2017	6006 01/19 \$ 58.97	2362	1/19/2017	FLOWER ORDER KEVEN SOUSA AND FAMILY	10-025-54350	Employee Health\Wellness-Human	\$58.97
	1/5/2017	6006 01/19 \$ 62.62	2362	1/19/2017	FLOWER ORDER FAMILY OF ELLA LEE	10-025-54350	Employee Health\Wellness-Human	\$62.62
							Totals for AMERINET:	\$430.52
ANDERSON, JORDAN	1/18/2017	AND011817		1/25/2017	EAGLES REGISTRATION FEE REIMBURSEMENT 01/18/17	10-000-14900	Prepaid Expenses-BS	\$230.00
							Totals for ANDERSON, JORDAN:	\$230.00
APCO INTERNATIONAL, INC.	12/16/2016	302019 01/2017	90261	1/11/2017	2017 APCO MEMBERSHIP DUES 26-50	10-006-54100	Dues/Subscriptions-Alarm	\$1,575.00
							Totals for APCO INTERNATIONAL, INC.:	\$1,575.00
APPLEONLINE	1/5/2017	1754 01/19 \$323.67	2363	1/19/2017	APPLE DEVELOPER ENTERPRISE PROGRAM - MEMBERSHII	10-015-53050	Computer Software-Information Technology	\$323.67
							Totals for APPLEONLINE:	\$323.67
ARROW (VIDACARE)	12/5/2016	94419097	89916	12/20/2016	MEDICAL SUPPLIES	10-008-53900	Disposable Medical Supplies-Mater	\$1,884.80
	12/9/2016	94431763	90111	12/28/2016	EZ IO DRIVER	10-008-54200	Durable Medical Equipment-Mater	\$299.00
	12/9/2016	94431765	90111	12/28/2016	EZ-IO 25MM NEEDLES	10-008-53900	Disposable Medical Supplies-Mater	\$1,875.00
	12/19/2016	94457058	90186	1/4/2017	NEEDLES	10-008-53900	Disposable Medical Supplies-Mater	\$1,875.00
	12/9/2016	94431763 \$ 8.86	90186	1/4/2017	EZ-IO POWER DRIVER/BAL DUE SHIPPING	10-008-53900	Disposable Medical Supplies-Mater	\$8.86
							Totals for ARROW (VIDACARE):	\$5,942.66
ASSOCIATION FOR PROF IN INFECTIO	1/17/2017	ASS011717	90335	1/18/2017	MEMBERSHIP & CHAPTER DUES	10-027-54100	Dues/Subscriptions-Emerg	\$225.00
							Totals for ASSOCIATION FOR PROF IN INFECTION CONTROL & EPIDEMIOLOGY:	\$225.00
AT&T (105414)	12/5/2016	1754 12/2016 \$135.31	2290	12/14/2016	ACCT#2812598210 STATION 42 10/13/16-11/12/16	10-015-58310	Telephones-Service-Information Technology	\$135.31
	12/5/2016	1754 12/2016 \$138.87	2291	12/14/2016	ACCT#2812591182 STATION 30 10/13/16-11/12/16	10-015-58310	Telephones-Service-Information Technology	\$138.87
	12/5/2016	1754 12/2016 \$274.88	2292	12/14/2016	ACCT#2816893247 STATION 30 10/23/16-11/22/16	10-015-58310	Telephones-Service-Information Technology	\$274.88
	12/5/2016	1754 12/2016 \$279.54	2293	12/14/2016	ACCR#2816896865 STATION 31 10/23/16-11/22/16	10-015-58310	Telephones-Service-Information Technology	\$279.54
	12/13/2016	2812599426 12/13/16	90112	12/28/2016	STATION 41 12/13/16 - 01/12/17	10-015-58310	Telephones-Service-Information Technology	\$52.20
	12/21/2016	7131652005 12/21/16	90187	1/4/2017	T1-HISD 12/21/16 - 01/20/16	10-004-58310	Telephones-Service-Radio	\$238.10
	12/23/2016	2813670626 12/23/16	90188	1/4/2017	STATION 22 12/23/16-01/22/16	10-015-58310	Telephones-Service-Information Technology	\$235.71
	1/5/2017	1754 01/19 \$135.32	2364	1/19/2017	ACCT #2812598210 STATION 42	10-015-58310	Telephones-Service-Information Technology	\$135.32
	1/5/2017	1754 01/19 \$3.56	2365	1/19/2017	ACCT #2812591182 STATION 30	10-015-58320	Telephones - Long Distance-Information Te	\$3.56
	1/5/2017	1754 01/19 \$274.92	2366	1/19/2017	ACCT #2816893247 STATION 30	10-015-58310	Telephones-Service-Information Technology	\$274.92
	1/5/2017	1754 01/19 \$279.58	2367	1/19/2017	ACCT #2816896865 STATION 31	10-015-58310	Telephones-Service-Information Technology	\$279.58
	1/5/2017	1754 01/19 \$135.32	2368	1/19/2017	ACCT #2812591182 STATION 30	10-015-58310	Telephones-Service-Information Technology	\$135.32
							Totals for AT&T (105414):	\$2,183.31
AT&T (U-VERSE)	12/11/2016	145685137 12/11/16	89917	12/20/2016	STATION 24 12/12/16-1/11/16	10-015-58310	Telephones-Service-Information Technology	\$109.39
	12/22/2016	150883685 12/22/16	90189	1/4/2017	STATION 41 11/23/16-12/22/16	10-015-58310	Telephones-Service-Information Technology	\$110.39
	12/30/2016	145220893 12/30/16	90262	1/11/2017	STATION 42 12/01/16 - 12/31/16	10-015-58310	Telephones-Service-Information Technology	\$95.00
	1/5/2017	1754 01/19 \$100.34	2369	1/19/2017	ACCT #145685137 STATIO 24	10-015-58310	Telephones-Service-Information Technology	\$100.34
							Totals for AT&T (U-VERSE):	\$415.12
AT&T MOBILITY-ROC (6463)	12/15/2016	836735112X12232016	90113	12/28/2016	ACCT #836735112 11/16/16 - 12/15/16	10-015-58200	Telephones-Cellular-Information Technolog	\$79.58
						10-007-58200	Telephones-Cellular-EMS	\$37.99
						10-004-58200	Telephones-Cellular-Radio	\$86.39

Montgomery County Hospital District
Invoice Expense Allocation Report
Board Meeting 01/24/17- Paid Invoices

Vendor Name	Invoice Date	Invoice No.	Payment No.	Payment Date	Invoice Description	Account No.	Account Description	Amount
						10-015-58200	Telephones-Cellular-Information Technolog	\$79.58
							Totals for AT&T MOBILITY-ROC (6463):	\$283.54
AVESTA SYSTEMS, INC.	12/13/2016	12-16-11620	90114	12/28/2016	CANDIDATECARE FOR PEROID 12/12/16 - 01/11/17	10-025-57100	Professional Fees-Human	\$800.00
							Totals for AVESTA SYSTEMS, INC.:	\$800.00
AYRES, MITCH	1/4/2017	AYR010417 \$156.00	90336	1/18/2017	TUITION REIMBURSEMENT / FALL 2016	10-025-58550	Tuition Reimbursement-Human	\$156.00
							Totals for AYRES, MITCH:	\$156.00
BARBUSH RENTALS	12/5/2016	7809 12/2016 \$264.77	2294	12/14/2016	RENTAL CAR/K WEBB	10-011-53150	Conferences - Fees, Travel, & Meals-Billi	\$264.77
							Totals for BARBUSH RENTALS:	\$264.77
BAYLOR COLLEGE OF MEDICINE	12/16/2016	131660039-201611	90190	1/4/2017	MEDICAL DIRECTOR SALARY 11/01/16 - 11/30/16	10-009-57100	Professional Fees-OMD	\$19,171.61
							Totals for BAYLOR COLLEGE OF MEDICINE:	\$19,171.61
BEDAIR, ELIZABETH	12/6/2016	BED120616	89702	12/7/2016	WELLNESSPROGRAM/WEIGHT WATCHERS	10-025-54350	Employee Health\Wellness-Human	\$52.00
							Totals for BEDAIR, ELIZABETH:	\$52.00
BENTWATER ON THE NORTH SHORE, LTD.	12/13/2016	JAN 2017-002	89785	12/14/2016	STATION 44 RENT	10-000-14900	Prepaid Expenses-BS	\$1,201.00
							Totals for BENTWATER ON THE NORTH SHORE, LTD. (44):	\$1,201.00
BERG, GLORIA	1/18/2017	BER011817	90337	1/18/2017	PRESCRIPTION SAFETY GLASSES REIMBURSEMENT	10-008-58700	Uniforms-Matls. Mgmt.	\$150.00
							Totals for BERG, GLORIA:	\$150.00
BLACK & VEATCH CORPORATION	12/16/2016	1237366	90338	1/18/2017	MICROWAVE NETWORK RFP ENGINEERING EXPENSES	10-004-57100	Professional Fees-Radio	\$4,505.00
							Totals for BLACK & VEATCH CORPORATION:	\$4,505.00
BONDS JANITORIAL SERVICE	1/1/2017	2635 JAN	90339	1/18/2017	JANITORIAL SERVICES FOR JANUARY 2016	10-016-55600	Maintenance & Repairs-Buildings-Facil	\$6,136.55
							Totals for BONDS JANITORIAL SERVICE:	\$6,136.55
BOON-CHAPMAN (Prime DX)	12/7/2016	559	89789	12/14/2016	MEDICAL NECESSITY REVIEW NOVEMBER 2016	10-002-55700	Management Fees-PA	\$252.00
	12/14/2016	BOO121416	90119	12/28/2016	MEDICAL NECESSITY REVIEW DECEMBER 2016	10-002-55700	Management Fees-PA	\$20,720.50
	12/9/2016	558	90265	1/11/2017	CASE MANAGEMENT NOV 2016	10-002-55700	Management Fees-PA	\$3,531.25
	1/5/2017	564	90340	1/18/2017	MRIOA MEDICAL REVIEW DECEMBER 2016	10-002-55700	Management Fees-PA	\$229.15
	1/5/2017	565	90341	1/18/2017	MEDICAL NECESSITY REVIEWS DECEMBER 2016	10-002-55700	Management Fees-PA	\$315.00
	1/9/2017	566	90342	1/18/2017	CASE MANAGEMENT DECEMBER 2016	10-002-55700	Management Fees-PA	\$2,333.33
							Totals for BOON-CHAPMAN (Prime DX):	\$27,381.23
BOUND TREE MEDICAL, LLC	1/6/2017	70238134			CREDIT/ORIGINAL INV 82369629	10-008-54200	Durable Medical Equipment-Mater	(\$899.99)
	12/7/2016	82344844	89790	12/14/2016	MEDICAL SUPPLIES	10-008-54200	Durable Medical Equipment-Mater	\$605.84
	12/6/2016	82343304	89790	12/14/2016	MEDICAL SUPPLIES	10-008-54000	Drug Supplies-Mater	\$123.48
						10-008-53900	Disposable Medical Supplies-Mater	\$1,807.54
	12/5/2016	82341997	89790	12/14/2016	MEDICAL SUPPLIES	10-008-53900	Disposable Medical Supplies-Mater	\$1,150.00
	12/5/2016	82341996	89790	12/14/2016	MEDICAL SUPPLIES	10-008-53900	Disposable Medical Supplies-Mater	\$402.08
	12/9/2016	82347446	89790	12/14/2016	MEDICAL SUPPLIES	10-008-53900	Disposable Medical Supplies-Mater	\$1,645.80
	12/9/2016	82347447	89790	12/14/2016	MEDICAL SUPPLIES	10-008-54200	Durable Medical Equipment-Mater	\$1,907.79

Montgomery County Hospital District
Invoice Expense Allocation Report
Board Meeting 01/24/17- Paid Invoices

Vendor Name	Invoice Date	Invoice No.	Payment No.	Payment Date	Invoice Description	Account No.	Account Description	Amount
	12/8/2016	82346201	89790	12/14/2016	MEDICAL SUPPLIES	10-008-54000	Drug Supplies-Mater	\$282.00
	12/13/2016	82349768	90120	12/28/2016	MEDICAL SUPPLIES	10-008-54000	Drug Supplies-Mater	\$202.08
	12/14/2016	82351152	90120	12/28/2016	MEDICAL SUPPLIES	10-008-54200	Durable Medical Equipment-Mater	\$260.89
	12/14/2016	82351151	90120	12/28/2016	MEDICAL SUPPLIES	10-008-54000	Drug Supplies-Mater	\$202.08
	12/12/2016	82348570	90120	12/28/2016	MEDICAL SUPPLIES	10-008-54000	Drug Supplies-Mater	\$70.50
	12/19/2016	82354746	90191	1/4/2017	MEDICAL SUPPLIES	10-008-53900	Disposable Medical Supplies-Mater	\$51.60
	12/20/2016	82355974	90191	1/4/2017	MEDICAL SUPPLIES	10-008-53900	Disposable Medical Supplies-Mater	\$2,742.11
						10-008-54000	Drug Supplies-Mater	\$108.00
	12/20/2016	82355975	90191	1/4/2017	MEDICAL SUPPLIES	10-008-54000	Drug Supplies-Mater	\$5,004.00
	12/20/2016	82355973	90191	1/4/2017	MEDICAL SUPPLIES	10-008-54000	Drug Supplies-Mater	\$3,743.40
	12/16/2016	82353663	90191	1/4/2017	MEDICAL SUPPLIES	10-008-54200	Durable Medical Equipment-Mater	\$221.00
	12/30/2016	82365624	90343	1/18/2017	MEDICAL SUPPLIES	10-008-53900	Disposable Medical Supplies-Mater	\$1,604.58
	1/6/2017	82369629		2/6/2017	MEDICAL SUPPLIES	10-008-54200	Durable Medical Equipment-Mater	\$899.99
	1/10/2017	82372246		2/10/2017	MEDICAL SUPPLIES	10-008-53900	Disposable Medical Supplies-Mater	\$3,151.48
						10-008-54000	Drug Supplies-Mater	\$259.38
	1/9/2017	82371006		2/9/2017	MEDICAL SUPPLIES	10-008-53900	Disposable Medical Supplies-Mater	\$1,064.28
	1/10/2017	82372247		2/10/2017	MEDICAL SUPPLIES	10-008-53900	Disposable Medical Supplies-Mater	\$1,093.35
	1/11/2017	82373942		2/11/2017	MEDICAL SUPPLIES	10-008-54200	Durable Medical Equipment-Mater	\$1,440.26
	1/13/2017	61889708		2/13/2017	MEDICAL SUPPLIES	10-008-54200	Durable Medical Equipment-Mater	\$720.13
							Totals for BOUND TREE MEDICAL, LLC:	\$29,863.65
BOWKER, JESSICA	12/29/2016	BOW122916	90185	12/29/2016	MONIES OWED TO EMPLOYEE-RETURNED UNIFORMS	10-008-58700	Uniforms-Matls. Mgmt.	\$1,663.32
							Totals for BOWKER, JESSICA:	\$1,663.32
BRYANT, SHONA / BRYANT'S SIGNS	12/25/2016	1852	85263	1/21/2016	UNIT NUMBERS FOR NEW UNITS	10-010-52754	Capital Purchase - Equipment-Fleet	\$12.00
							Totals for BRYANT, SHONA / BRYANT'S SIGNS:	\$12.00
BUCKEYE INTERNATIONAL INC.	12/12/2016	108275	90121	12/28/2016	STATION SUPPLIES	10-008-57900	Station Supplies-Mater	\$150.20
							Totals for BUCKEYE INTERNATIONAL INC.:	\$150.20
C & R WATER SUPPLY, INC	12/5/2016	1754 12/20/16 \$3.50	2295	12/14/2016	ACCT# 1526 STATION 44 10/27/16-11/18/16	10-016-58800	Utilities-Facil	\$3.26
	12/5/2016	1754 12/20/16 \$82.72	2295	12/14/2016	ACCT# 1526 STATION 44 10/27/16-11/18/16	10-016-58800	Utilities-Facil	\$82.72
	12/5/2016	1754 12/20/16 \$ 90.6	2295	12/14/2016	ACCT# 1526 STATION 44 09/16/16-10/27/16	10-016-58800	Utilities-Facil	\$90.62
	12/5/2016	1754 12/20/16- \$3.50	2295	12/14/2016	ACCT# 1526 STATION 44 09/19/16-10/27/16	10-016-58800	Utilities-Facil	\$3.50
	1/5/2017	1754 01/19 \$85.98	2371	1/19/2017	ACCT #1526 STATIO 44	10-016-58800	Utilities-Facil	\$85.98
							Totals for C & R WATER SUPPLY, INC:	\$266.08
CANON FINANCIAL SERVICES	12/13/2016	16816702	90192	1/4/2017	SCHEDULE# 001-0735472-001 CONTRACT # DIR-TSL-3101	10-015-55400	Leases/Contracts-Information Technology	\$3,371.71
							Totals for CANON FINANCIAL SERVICES:	\$3,371.71
CAP FLEET UPFITTERS						10-010-57750	Small Equipment & Furniture-Fleet	\$2,975.40
						10-010-59050	Vehicle-Parts-Fleet	\$304.80
						10-010-57750	Small Equipment & Furniture-Fleet	\$100.00
	12/21/2016	523678	90193	1/4/2017	VEHICLE PARTS	10-010-59050	Vehicle-Parts-Fleet	\$591.75
	12/27/2016	523791	90193	1/4/2017	VEHICLE PARTS	10-010-59050	Vehicle-Parts-Fleet	\$4,510.52

Montgomery County Hospital District
Invoice Expense Allocation Report
Board Meeting 01/24/17- Paid Invoices

Vendor Name	Invoice Date	Invoice No.	Payment No.	Payment Date	Invoice Description	Account No.	Account Description	Amount
	12/27/2016	523792	90266	1/11/2017	VEHICLE PARTS	10-010-59050	Vehicle-Parts-Fleet	\$1,474.00
							Totals for CAP FLEET UPFITTERS:	\$9,956.47
CDW GOVERNMENT, INC.	12/8/2016	GFR3846	89793	12/14/2016	LVO TOPSELLER 3YR PRIORITY	10-015-53000	Computer Maintenance-Information Technol	\$70.00
	12/13/2016	GGQ0764	90122	12/28/2016	HP 3YR HPE FOUNDATION CARE	10-015-53000	Computer Maintenance-Information Technol	\$4,250.00
	12/14/2016	GGZA272	90122	12/28/2016	APC BACK-UPS PRO 1000VA UPS	10-015-57750	Small Equipment & Furniture-Information T	\$840.00
	12/19/2016	GHT7570	90267	1/11/2017	LIND 72IN OUTPUT CABLE	10-010-59050	Vehicle-Parts-Fleet	\$261.47
	12/16/2016	GHP5621	90267	1/11/2017	SAMSUNG 24IN LED MONITOR	10-015-53100	Computer Supplies/Non-Cap.-Information T	\$1,720.00
	1/1/2017	GJL7279	90344	1/18/2017	ACRONIS ELECTRONIC DISTRIBUTION	10-015-53050	Computer Software-Information Technology	\$3,307.50
	1/6/2017	GLS6406		2/5/2017	ACRO DC PRO NEW ADOBE ACROBAT	10-010-54100	Dues/Subscriptions-Fleet	\$385.00
							Totals for CDW GOVERNMENT, INC.:	\$10,833.97
CED	12/5/2016	8669 12/05 \$170.49			CREDIT	10-016-55600	Maintenance & Repairs-Buildings-Facil	(\$170.49)
	12/5/2016	8669 12/20/16 \$170.4		12/14/2016	FACILITIES/MAINTENANCE	10-016-55600	Maintenance & Repairs-Buildings-Facil	\$170.49
	12/5/2016	9390 12/20/16 \$ 180.	2296	12/14/2016	STATIONS SHORELINE PROJECT	10-016-55600	Maintenance & Repairs-Buildings-Facil	\$180.00
	1/5/2017	9390 01/19 \$40.46	2372	1/19/2017	MM OFFICE LIGHT SWITHC REPAIR	10-016-55600	Maintenance & Repairs-Buildings-Facil	\$40.46
	1/5/2017	9390 01/19 \$22.50	2372	1/19/2017	STATION 31 SHORELINE REPAIR	10-016-55600	Maintenance & Repairs-Buildings-Facil	\$22.50
	1/5/2017	9390 01/19 \$35.00	2372	1/19/2017	SHOP TOOLS	10-016-57700	Shop Tools-Facil	\$35.00
	1/5/2017	9390 01/19 \$57.56	2372	1/19/2017	STATION 20 TIMER FOR LIGHTS	10-016-55600	Maintenance & Repairs-Buildings-Facil	\$57.56
							Totals for CED:	\$335.52
CENTERPOINT ENERGY (REL109)	12/6/2016	8882008-9 12/06/16	89794	12/14/2016	STATION 10 11/03/16-12/06/16	10-016-58800	Utilities-Facil	\$19.05
	12/13/2016	98116148 12/13/16	89919	12/20/2016	STATION 13 11/10/16-12/13/16	10-016-58800	Utilities-Facil	\$29.20
	12/13/2016	6400698642-2 12/13/1	89919	12/20/2016	STATION 43 11/09/16-12/13/16	10-016-58800	Utilities-Facil	\$29.84
	12/27/2016	9201316-8 12/27/16	90194	1/4/2017	STATION 30 12/22/16-12/27/16	10-016-58800	Utilities-Facil	\$18.07
	12/30/2016	88796735 12/30/16	90268	1/11/2017	STATION 20 11/28/16-12/30/16	10-016-58800	Utilities-Facil	\$101.93
	1/5/2017	88589239 01/05/17	90345	1/18/2017	MCHD CAMPUS 12/02/16-01/05/17	10-016-58800	Utilities-Facil	\$886.94
	1/9/2017	8882008-9 01/09/17	90345	1/18/2017	STATION 10 12/06/16-01/09/17	10-016-58800	Utilities-Facil	\$19.05
							Totals for CENTERPOINT ENERGY (REL109):	\$1,104.08
CENTURY LINK (Phoenix)	12/19/2016	313194646 12/19/16	90195	1/4/2017	STATION 34 12/19/16 - 01/18/16	10-015-58310	Telephones-Service-Information Technology	\$259.04
							Totals for CENTURY LINK (Phoenix):	\$259.04
CHAPA, IDA	12/16/2016	CHA121616	89920	12/20/2016	REIMBURSEMEN FOR CANDY PURCHASED FOR AWARDS I	10-025-54450	Employee Recognition-Human	\$190.69
							Totals for CHAPA, IDA:	\$190.69
CHARTER COMMUNICATIONS	12/8/2016	0035377 12/08/16	89872	12/14/2016	STATION 22 12/18/16-01/17/17	10-015-58310	Telephones-Service-Information Technology	\$89.98
	1/8/2017	0035377 01/08/017	90378	1/18/2017	STATION 22 01/18/17-02/17/17	10-015-58310	Telephones-Service-Information Technology	\$89.98
							Totals for CHARTER COMMUNICATIONS:	\$179.96
CHAVERS, BRAD	12/14/2016	CHA121416	90196	1/4/2017	MILEAGE REIMBURSEMENT 12/14/16	10-007-56200	Mileage Reimbursements-EMS	\$24.08
							Totals for CHAVERS, BRAD:	\$24.08
CHAVEZ, CECILIA	1/9/2017	CHA010917 41.03	90346	1/18/2017	BULLETIN BOARD SUPPLIES REIMBURSEMENT	10-025-54450	Employee Recognition-Human	\$41.03
	1/11/2017	CHA011117 8.64	90346	1/18/2017	MILEAGE REIMBURSEMENT 12/19/2016	10-015-56200	Mileage Reimbursements-Information Techr	\$8.64

Montgomery County Hospital District
Invoice Expense Allocation Report
Board Meeting 01/24/17- Paid Invoices

Vendor Name	Invoice Date	Invoice No.	Payment No.	Payment Date	Invoice Description	Account No.	Account Description	Amount
	1/11/2017	CHA011117 \$6.10	90346	1/18/2017	MILEAGE REIMBURSEMENT 01/05/17	10-015-56200	Mileage Reimbursements-Information Technr	\$6.04
							Totals for CHAVEZ, CECILIA:	\$55.71
CHUY'S	12/5/2016	4549 12/2016 \$161.76	2297	12/14/2016	WORKING LUNCH FOR DEPARTMENT	10-010-54450	Employee Recognition-Fleet	\$161.76
							Totals for CHUY'S:	\$161.76
CITRIX SYSTEMS, INC.	12/22/2016	91766644	90270	1/11/2017	CITRIX XENAPP ADVANCED	10-015-53050	Computer Software-Information Technology	\$2,716.00
							Totals for CITRIX SYSTEMS, INC.:	\$2,716.00
CITY OF CONROE, WATER (3066)	12/9/2016	49-1400-000 12/9/16	90197	1/4/2017	MCHD CAMPUS 11/11/16-12/9/16	10-016-58800	Utilities-Facil	\$2,031.77
	12/19/2016	00720592000 12/19/16	90271	1/11/2017	STATION 10 11/18/16-12/19/16	10-016-58800	Utilities-Facil	\$69.31
							Totals for CITY OF CONROE, WATER (3066):	\$2,101.08
CITY OF LEAGUE CITY	1/6/2017	13- 42062	90301	1/11/2017	DEPOSITED INTO MCHD IN ERROR	10-000-21000	Accrued Expenditures-BS	\$50.00
							Totals for CITY OF LEAGUE CITY:	\$50.00
CLARK, MORGAN	12/7/2016	CLA120716	89709	12/7/2016	WELLNESS PROGRAM/WEIGHT WATCHERS MET GOAL	10-025-54350	Employee Health\Wellness-Human	\$66.30
	1/5/2017	CLA010417	90272	1/11/2017	TUITION REIMBURSEMENT/FALL 2016	10-025-58550	Tuition Reimbursement-Human	\$2,931.60
							Totals for CLARK, MORGAN:	\$2,997.90
CLS TECHNOLOGY, INC	1/1/2017	25909	90347	1/18/2017	FIRE ALARM PANEL MONITORING FEB '17 THRU JAN '18	10-016-55600	Maintenance & Repairs-Buildings-Facil	\$420.00
							Totals for CLS TECHNOLOGY, INC:	\$420.00
COBURN SUPPLY COMPANY, INC.	1/5/2017	9390 01/19 \$15.12	2373	1/19/2017	SERVICE CENTER TIOLET REPAIR	10-016-55600	Maintenance & Repairs-Buildings-Facil	\$15.12
	1/5/2017	9390 01/19 \$2.64	2373	1/19/2017	ADMIN/SC OP CLOSET REPAIR	10-016-55600	Maintenance & Repairs-Buildings-Facil	\$2.64
	1/5/2017	9390 01/19 \$47.65	2373	1/19/2017	ADMIN TIOLET REPAIRS	10-016-55600	Maintenance & Repairs-Buildings-Facil	\$47.65
							Totals for COBURN SUPPLY COMPANY, INC.:	\$65.41
COLONIAL LIFE	12/27/2016	E3387610 12/27/16	2357	12/27/2016	CONTROL NO. E3387610 DECEMBER PREMIUMS	10-000-21590	P/R-Premium Cancer/Accident-BS	\$12,801.66
	12/14/2016	E3387610-2 11/28/16	2358	12/14/2016	CONTROL NO. E3387610 NOVEMBER PREMIUMS	10-000-21590	P/R-Premium Cancer/Accident-BS	\$8,431.55
							Totals for COLONIAL LIFE:	\$21,233.21
COMCAST CORPORATION	12/11/2016	0849557 12/11/16	89921	12/20/2016	STATION 23 12/16/16-01/15/17	10-015-58310	Telephones-Service-Information Technology	\$111.26

Montgomery County Hospital District
Invoice Expense Allocation Report
 Board Meeting 01/24/17- Paid Invoices

Vendor Name	Invoice Date	Invoice No.	Payment No.	Payment Date	Invoice Description	Account No.	Account Description	Amount
CONROE FAMILY MEDICINE, PA	12/19/2016	126484	90274	1/11/2017	PREVENTIVE CARE/OFFICE VISIT	10-025-57300	Recruit/Investigate-Human	\$175.00
	1/1/2017	126551	90348	1/18/2017	PREVENTIVE CARE/HEPATITIS B	10-025-57300	Recruit/Investigate-Human	\$75.00
	1/1/2017	126552	90348	1/18/2017	PREVENTIVE CARE/NEW HIRES	10-025-57300	Recruit/Investigate-Human	\$55.00
Totals for CONROE FAMILY MEDICINE, PA:								\$305.00
CONROE TRUCK & TRAILER INC.	12/9/2016	195027	89922	12/20/2016	HEIGHT CONTROL	10-010-59050	Vehicle-Parts-Fleet	\$191.14
	12/13/2016	195152	89922	12/20/2016	AIR BAGS	10-010-59050	Vehicle-Parts-Fleet	\$2,461.00
Totals for CONROE TRUCK & TRAILER INC.:								\$2,652.14
CONROE WELDING SUPPLY, INC.	12/5/2016	PS398290	89744	12/7/2016	OXYGEN MEDICAL	10-008-56600	Oxygen & Gases-Mater	\$53.20
	12/5/2016	PS398289	89744	12/7/2016	OXYGEN MEDICAL	10-008-56600	Oxygen & Gases-Mater	\$36.60
	12/5/2016	PS397957	89744	12/7/2016	OXYGEN MEDICAL	10-008-56600	Oxygen & Gases-Mater	\$72.82
	12/6/2016	CT812734	89744	12/7/2016	OXYGEN MEDICAL	10-008-56600	Oxygen & Gases-Mater	\$153.00
	12/7/2016	CT813283	89873	12/14/2016	OXYGEN MEDICAL	10-008-56600	Oxygen & Gases-Mater	\$115.80
	12/7/2016	CT812992	89873	12/14/2016	OXYGEN MEDICAL	10-008-56600	Oxygen & Gases-Mater	\$142.21
	12/8/2016	CT813159	89873	12/14/2016	OXYGEN MEDICAL	10-008-56600	Oxygen & Gases-Mater	\$178.40
	12/8/2016	CT813282	89873	12/14/2016	OXYGEN MEDICAL	10-008-56600	Oxygen & Gases-Mater	\$127.60
	12/8/2016	CT813157	89873	12/14/2016	OXYGEN MEDICAL	10-008-56600	Oxygen & Gases-Mater	\$199.04
	12/8/2016	CT813131	89873	12/14/2016	OXYGEN MEDICAL	10-008-56600	Oxygen & Gases-Mater	\$88.40
	12/9/2016	CT813359	89873	12/14/2016	OXYGEN MEDICAL	10-008-56600	Oxygen & Gases-Mater	\$64.00
	12/9/2016	CT813408	89873	12/14/2016	OXYGEN MEDICAL	10-008-56600	Oxygen & Gases-Mater	\$109.00
	12/9/2016	CT813633	89873	12/14/2016	OXYGEN MEDICAL	10-008-56600	Oxygen & Gases-Mater	\$154.00
	12/12/2016	CT813792	89873	12/14/2016	OXYGEN MEDICAL	10-008-56600	Oxygen & Gases-Mater	\$201.60
	12/12/2016	CT813706	89873	12/14/2016	OXYGEN MEDICAL	10-008-56600	Oxygen & Gases-Mater	\$125.60
	12/14/2016	CT814138	89923	12/20/2016	OXYGEN MEDICAL	10-008-56600	Oxygen & Gases-Mater	\$89.00
	12/14/2016	CT814006	89923	12/20/2016	OXYGEN MEDICAL	10-008-56600	Oxygen & Gases-Mater	\$73.80
	12/14/2016	CT813825	89923	12/20/2016	OXYGEN MEDICAL	10-008-56600	Oxygen & Gases-Mater	\$88.40
	12/16/2016	CT814244	89923	12/20/2016	OXYGEN MEDICAL	10-008-56600	Oxygen & Gases-Mater	\$115.80
	12/19/2016	PS398976	90126	12/28/2016	OXYGEN MEDICAL	10-008-56600	Oxygen & Gases-Mater	\$71.80
	12/20/2016	CT814543	90126	12/28/2016	OXYGEN MEDICAL	10-008-56600	Oxygen & Gases-Mater	\$128.64
	12/27/2016	CT815243	90126	12/28/2016	OXYGEN MEDICAL	10-008-56600	Oxygen & Gases-Mater	\$63.01
	12/27/2016	CT815141	90126	12/28/2016	OXYGEN MEDICAL	10-008-56600	Oxygen & Gases-Mater	\$124.60
	12/28/2016	CT814915	90198	1/4/2017	OXYGEN MEDICAL	10-008-56600	Oxygen & Gases-Mater	\$46.40
	12/28/2016	CT815095	90198	1/4/2017	OXYGEN MEDICAL	10-008-56600	Oxygen & Gases-Mater	\$144.20
	12/28/2016	CT815324	90198	1/4/2017	OXYGEN MEDICAL	10-008-56600	Oxygen & Gases-Mater	\$187.20
	12/28/2016	CT815325	90198	1/4/2017	OXYGEN MEDICAL	10-008-56600	Oxygen & Gases-Mater	\$232.20
	12/28/2016	CT815356	90198	1/4/2017	OXYGEN MEDICAL	10-008-56600	Oxygen & Gases-Mater	\$153.00
	12/27/2016	PS398975	90198	1/4/2017	OXYGEN MEDICAL	10-008-56600	Oxygen & Gases-Mater	\$63.00
	12/27/2016	PS398977	90198	1/4/2017	OXYGEN MEDICAL	10-008-56600	Oxygen & Gases-Mater	\$54.21
	12/27/2016	PS399348	90198	1/4/2017	OXYGEN MEDICAL	10-008-56600	Oxygen & Gases-Mater	\$71.80
	12/30/2016	CT815382	90198	1/4/2017	OXYGEN MEDICAL	10-008-56600	Oxygen & Gases-Mater	\$116.80
12/31/2016	R12161382	90198	1/4/2017	CYLINDER RENTAL	10-008-56600	Oxygen & Gases-Mater	\$209.30	
12/31/2016	R12161383	90198	1/4/2017	CYLINDER RENTAL	10-008-56600	Oxygen & Gases-Mater	\$5.00	
12/31/2016	R12161384	90199	1/4/2017	CYLINDER RENTAL	10-008-56600	Oxygen & Gases-Mater	\$13.65	
12/31/2016	R12161385	90199	1/4/2017	CYLINDER RENTAL	10-008-56600	Oxygen & Gases-Mater	\$45.00	
12/31/2016	R12161386	90199	1/4/2017	CYLINDER RENTAL	10-008-56600	Oxygen & Gases-Mater	\$40.00	

Montgomery County Hospital District
Invoice Expense Allocation Report
 Board Meeting 01/24/17- Paid Invoices

Vendor Name	Invoice Date	Invoice No.	Payment No.	Payment Date	Invoice Description	Account No.	Account Description	Amount	
	12/31/2016	R12161387	90199	1/4/2017	CYLINDER RENTAL	10-008-56600	Oxygen & Gases-Mater	\$20.00	
	12/31/2016	R12161388	90199	1/4/2017	CYLINDER RENTAL	10-008-56600	Oxygen & Gases-Mater	\$10.00	
	12/31/2016	R12161389	90199	1/4/2017	CYLINDER RENTAL	10-008-56600	Oxygen & Gases-Mater	\$22.75	
	12/31/2016	R12161390	90199	1/4/2017	CYLINDER RENTAL	10-008-56600	Oxygen & Gases-Mater	\$22.75	
	12/31/2016	R12161392	90199	1/4/2017	CYLINDER RENTAL	10-008-56600	Oxygen & Gases-Mater	\$164.25	
	12/31/2016	R12161393	90199	1/4/2017	CYLINDER RENTAL	10-008-56600	Oxygen & Gases-Mater	\$71.35	
	12/31/2016	R12161394	90199	1/4/2017	CYLINDER RENTAL	10-008-56600	Oxygen & Gases-Mater	\$34.55	
	12/31/2016	R12161395	90199	1/4/2017	CYLINDER RENTAL	10-008-56600	Oxygen & Gases-Mater	\$13.65	
	12/31/2016	R12161397	90200	1/4/2017	CYLINDER RENTAL	10-008-56600	Oxygen & Gases-Mater	\$14.55	
	12/31/2016	R12161398	90200	1/4/2017	CYLINDER RENTAL	10-008-56600	Oxygen & Gases-Mater	\$15.00	
	12/31/2016	R12161401	90200	1/4/2017	CYLINDER RENTAL	10-008-56600	Oxygen & Gases-Mater	\$63.70	
	12/31/2016	R12161402	90200	1/4/2017	CYLINDER RENTAL	10-008-56600	Oxygen & Gases-Mater	\$109.20	
	12/31/2016	R12161403	90200	1/4/2017	CYLINDER RENTAL	10-008-56600	Oxygen & Gases-Mater	\$146.50	
	12/31/2016	R12161404	90200	1/4/2017	CYLINDRE RENTAL	10-008-56600	Oxygen & Gases-Mater	\$18.20	
	12/31/2016	R12162086	90200	1/4/2017	CYLINDER RENTAL	10-008-56600	Oxygen & Gases-Mater	\$873.90	
	12/12/2016	PS398617	90200	1/4/2017	OXYGEN MEDICAL	10-008-56600	Oxygen & Gases-Mater	\$45.40	
	12/12/2016	PS398618	90200	1/4/2017	OXYGEN MEDICAL	10-008-56600	Oxygen & Gases-Mater	\$71.80	
	12/12/2016	PS398619	90200	1/4/2017	OXYGEN MEDICAL	10-008-56600	Oxygen & Gases-Mater	\$45.41	
	1/3/2017	PS399612	90302	1/11/2017	OXYGEN MEDICAL	10-008-56600	Oxygen & Gases-Mater	\$54.21	
	1/3/2017	PS399611	90302	1/11/2017	OXYGEN MEDICAL	10-008-56600	Oxygen & Gases-Mater	\$44.40	
	1/3/2017	PS399610	90302	1/11/2017	OXYGEN MEDICAL	10-008-56600	Oxygen & Gases-Mater	\$45.40	
	1/4/2017	CT815797	90302	1/11/2017	OXYGEN MEDICAL	10-008-56600	Oxygen & Gases-Mater	\$89.40	
	1/4/2017	CT815759	90302	1/11/2017	OXYGEN MEDICAL	10-008-56600	Oxygen & Gases-Mater	\$108.02	
	1/4/2017	CT815692	90302	1/11/2017	OXYGEN MEDICAL	10-008-56600	Oxygen & Gases-Mater	\$63.00	
	1/9/2017	PS399890	90302	1/11/2017	OXYGEN MEDICAL	10-008-56600	Oxygen & Gases-Mater	\$44.40	
	1/10/2017	CT816590	90302	1/11/2017	NITROUS OXIDE	10-008-56600	Oxygen & Gases-Mater	\$447.36	
	1/10/2017	CT816582	90302	1/11/2017	OXYGEN MEDICAL	10-008-56600	Oxygen & Gases-Mater	\$132.40	
	1/10/2017	CT816505	90302	1/11/2017	OXYGEN MEDICAL	10-008-56600	Oxygen & Gases-Mater	\$107.00	
	1/10/2017	PS399891	90379	1/18/2017	OXYGEN MEDICAL	10-008-56600	Oxygen & Gases-Mater	\$80.60	
	1/11/2017	CT816433	90379	1/18/2017	OXYGEN MEDICAL	10-008-56600	Oxygen & Gases-Mater	\$156.05	
	1/12/2017	CT816734	90379	1/18/2017	OXYGEN MEDICAL	10-008-56600	Oxygen & Gases-Mater	\$118.80	
	1/16/2017	CT817161	90379	1/18/2017	OXYGEN MEDICAL	10-008-56600	Oxygen & Gases-Mater	\$98.20	
	1/16/2017	CT817162	90379	1/18/2017	OXYGEN MEDICAL	10-008-56600	Oxygen & Gases-Mater	\$117.80	
	1/16/2017	PS400250	90379	1/18/2017	OXYGEN MEDICAL	10-008-56600	Oxygen & Gases-Mater	\$116.80	
	1/16/2017	PS400249	90379	1/18/2017	OXYGEN MEDICAL	10-008-56600	Oxygen & Gases-Mater	\$35.60	
	1/16/2017	PS399892	90379	1/18/2017	OXYGEN MEDICAL	10-008-56600	Oxygen & Gases-Mater	\$62.00	
						Totals for CONROE WELDING SUPPLY, INC.:		\$7,642.48	
CONSOLIDATED COMMUNICATIONS-7	12/11/2016	9360434566	12/11/16	89924	12/20/2016	STATION 43 12/11/16-01/10/17	10-015-58310	Telephones-Service-Information Technology	\$182.50
	12/21/2016	9365393450	12/21/16	90127	12/28/2016	MCHD CAMPUS 12/21/16 - 01/20/17	10-015-58310	Telephones-Service-Information Technology	\$125.19
							10-015-58320	Telephones - Long Distance-Information Te	\$37.06
	12/16/2016	0009600146	12/16/16	90128	12/28/2016	MCHD CAMPUS 12/16/16 - 01/15/17	10-015-58310	Telephones-Service-Information Technology	\$591.36
	12/21/2016	9365391160	12/21/16	90129	12/28/2016	MCHD CAMPUS 12/21/16 - 01/20/17	10-015-58310	Telephones-Service-Information Technology	\$6,982.46
							10-015-58320	Telephones - Long Distance-Information Te	\$606.93
	12/16/2016	0009600539	12/16/16	90130	12/28/2016	MCHD CAMPUS 12/16/16 - 01/15/17	10-015-58310	Telephones-Service-Information Technology	\$286.27
	1/1/2017	9365399272	01/01/17	90275	1/11/2017	MCHD CAMPUS 01/01/16-01/31/16	10-015-58310	Telephones-Service-Information Technology	\$36.04

Montgomery County Hospital District
Invoice Expense Allocation Report
Board Meeting 01/24/17- Paid Invoices

Vendor Name	Invoice Date	Invoice No.	Payment No.	Payment Date	Invoice Description	Account No.	Account Description	Amount
			#N/A	#N/A			Totals for CONSOLIDATED COMMUNICATIONS-TXU:	\$8,847.81
			#N/A	#N/A				
COOLEY, CAMERON	1/4/2017	COO010717	90276	1/11/2017	MILEAGE REIMBURSEMENT 11/24/16-11/25/16	10-010-56200	Mileage Reimbursements-Fleet	\$61.56
	1/9/2017	COO010917	90276	1/11/2017	MILEAGE REIMBURSEMENT 12/24/16-12/30/16	10-010-56200	Mileage Reimbursements-Fleet	\$215.46
							Totals for COOLEY, CAMERON:	\$277.02
COOPER, JOSHUA	1/18/2017	COO011817	90349	1/18/2017	MILEAGE REIMBURSEMENT 12/14/16-12/27/16	10-007-56200	Mileage Reimbursements-EMS	\$29.43
							Totals for COOPER, JOSHUA:	\$29.43
COSPER, JARED	12/20/2016	COS121616	89925	12/20/2016	REIMBURSEMENT - LUNCH FOR COMMAND STAFF	10-007-55900	Meals - Business and Travel-EMS	\$34.16
	12/27/2016	COS122716	90132	12/28/2016	REIMBURSEMENT - FLIGHT CHANGE FOR MCHD AWARDS	10-001-58600	Travel Expenses-Admin	\$375.00
	1/5/2017	COS010417	90277	1/11/2017	TUITION REIMBURSEMENT/FALL 2016	10-025-58550	Tuition Reimbursement-Human	\$5,264.47
							Totals for COSPER, JARED:	\$5,673.63
CROWN PAPER AND CHEMICAL	1/4/2017	99705	90350	1/18/2017	STATION SUPPLIES	10-008-57900	Station Supplies-Mater	\$287.97
							Totals for CROWN PAPER AND CHEMICAL:	\$287.97
CULLINS, CAITLIN	1/5/2017	CUL010417	90278	1/11/2017	TUITION REIMBURSEMENT/FALL 2016	10-025-58550	Tuition Reimbursement-Human	\$753.60
							Totals for CULLINS, CAITLIN:	\$753.60
CUMMINS SOUTHERN PLAINS, LTD.	12/7/2016	012-64020	89802	12/14/2016	ELEMENT AIR CLNR & FILTERS-OIL	10-010-59050	Vehicle-Parts-Fleet	\$2,050.78
	12/15/2016	012-65501	90279	1/11/2017	ATS INSPECTION S/N F100133115	10-016-55650	Maintenance-Contract Equipment-Facil	\$130.00
	12/14/2016	012-65187	90279	1/11/2017	ATS INSPECTION S/N 508160 WE	10-016-55650	Maintenance-Contract Equipment-Facil	\$130.00
	12/14/2016	012-65191	90279	1/11/2017	ATS INSPECTION S/N 636392 RE	10-016-55650	Maintenance-Contract Equipment-Facil	\$130.00
	12/15/2016	012-65503	90279	1/11/2017	ATS INSPECTION S/N F100134014	10-016-55650	Maintenance-Contract Equipment-Facil	\$130.00
	12/15/2016	012-65502	90279	1/11/2017	ATS INSPECTION S/N F100133116	10-016-55650	Maintenance-Contract Equipment-Facil	\$130.00
	12/14/2016	012-65197	90279	1/11/2017	ATS INSPECTION S/N F100132146	10-016-55650	Maintenance-Contract Equipment-Facil	\$130.00
	1/1/2017	012-65500	90351	1/18/2017	ATS INSPECTION ADMIN	10-016-55650	Maintenance-Contract Equipment-Facil	\$130.00
	1/1/2017	012-65212	90351	1/18/2017	ATS INSPECTION STN 10	10-016-55650	Maintenance-Contract Equipment-Facil	\$130.00
	1/1/2017	012-66262	90351	1/18/2017	ATS INSPECTION ADMIN 3RD FLOOR	10-016-55650	Maintenance-Contract Equipment-Facil	\$130.00
	1/1/2017	012-65725	90351	1/18/2017	ATS INSPECTION STN 20	10-016-55650	Maintenance-Contract Equipment-Facil	\$130.00
	1/1/2017	012-66263	90351	1/18/2017	ATS INSPECTION SC	10-016-55650	Maintenance-Contract Equipment-Facil	\$130.00
	1/1/2017	012-66239	90351	1/18/2017	ATS INSPECTION SC	10-016-55650	Maintenance-Contract Equipment-Facil	\$130.00
	1/1/2017	012-65691	90351	1/18/2017	FULL SERVICE W/LOAD BANK 2 HR	10-004-55650	Maintenance-Contract Equipment-Radio	\$1,218.00
	1/1/2017	012-64940	90351	1/18/2017	FULL SERVICE W/LOAD BANK 2 HR	10-004-55650	Maintenance-Contract Equipment-Radio	\$1,313.00
	1/1/2017	012-66687	90351	1/18/2017	FULL SERVICE W/LOAD BANK 2 HR	10-004-55650	Maintenance-Contract Equipment-Radio	\$1,321.00
	1/1/2017	012-66355	90351	1/18/2017	FULL SERVICE W/LOAD BANK 2 HR	10-004-55650	Maintenance-Contract Equipment-Radio	\$1,218.00
	1/1/2017	012-66319	90351	1/18/2017	FULL SERVICE W/LOAD BANK 2 HR	10-004-55650	Maintenance-Contract Equipment-Radio	\$1,218.00
	1/1/2017	012-65726	90352	1/18/2017	FULL SERVICE W/LOAD BANK 2 HR	10-004-55650	Maintenance-Contract Equipment-Radio	\$1,218.00
	1/1/2017	012-65727	90352	1/18/2017	FULL SERVICE W/LOAD BANK 2 HR	10-004-55650	Maintenance-Contract Equipment-Radio	\$1,218.00
	1/1/2017	012-65207	90352	1/18/2017	ATS INSPECTION	10-004-55650	Maintenance-Contract Equipment-Radio	\$130.00
							Totals for CUMMINS SOUTHERN PLAINS, LTD.:	\$12,464.78
DAILEY WELLS COMMUNICATION	1/1/2017	00059184	90353	1/18/2017	RADIO REPAIR S/N A40121002AFD	10-004-57200	Radio Repairs - Outsourced (Depot)-Radio	\$289.00
							Totals for DAILEY WELLS COMMUNICATION:	\$289.00

Montgomery County Hospital District
Invoice Expense Allocation Report
 Board Meeting 01/24/17- Paid Invoices

Vendor Name	Invoice Date	Invoice No.	Payment No.	Payment Date	Invoice Description	Account No.	Account Description	Amount
DANIEL, DONNA	1/4/2017	DAN010417 56.00	90354	1/18/2017	EMPLOYEE APPRECIATION/RECORDS DEPT	10-026-54450	Employee Recognition-Recor	\$56.00
Totals for DANIEL, DONNA:								\$56.00
DEMONTROND	12/14/2016	CM185382			CREDIT	10-010-59050	Vehicle-Parts-Fleet	(\$412.72)
	1/10/2017	CM186433			CREDIT/ORIGINAL INVOICE 186553	10-010-59050	Vehicle-Parts-Fleet	(\$402.60)
	12/13/2016	185351	90135	12/28/2016	VEHICLE PARTS	10-010-59050	Vehicle-Parts-Fleet	\$379.36
	12/14/2016	185382		1/13/2016	VEHICLE PARTS	10-010-59050	Vehicle-Parts-Fleet	\$412.72
	12/12/2016	185200	90135	12/28/2016	VEHICLE PARTS	10-010-59050	Vehicle-Parts-Fleet	\$494.30
	1/9/2017	186475		2/9/2017	VEHICLE PARTS	10-010-59050	Vehicle-Parts-Fleet	\$793.10
	12/15/2016	185501	90281	1/11/2017	VEHICLE PARTS	10-010-59050	Vehicle-Parts-Fleet	\$3,963.06
	1/11/2017	186548		2/11/2017	VEHICLE PARTS	10-010-59050	Vehicle-Parts-Fleet	\$2,215.00
	1/10/2017	186583		2/10/2017	VEHICLE PARTS	10-010-59050	Vehicle-Parts-Fleet	\$38.50
	1/10/2017	186553		2/10/2017	VEHICLE PARTS	10-010-59050	Vehicle-Parts-Fleet	\$402.60
	1/12/2017	186378		2/12/2017	VEHICLE PARTS	10-010-59050	Vehicle-Parts-Fleet	\$98.36
	1/9/2017	186493		2/9/2017	VEHICLE PARTS	10-010-59050	Vehicle-Parts-Fleet	\$1,764.04
	1/10/2017	186474		2/10/2017	VEHICLE PARTS	10-010-59050	Vehicle-Parts-Fleet	\$690.80
	1/10/2017	186523		2/10/2017	VEHICLE PARTS	10-010-59050	Vehicle-Parts-Fleet	\$62.98
	1/5/2017	186311		2/5/2017	VEHICLE PARTS	10-010-59050	Vehicle-Parts-Fleet	\$788.20
	1/10/2017	186310		2/10/2017	VEHICLE PARTS	10-010-59050	Vehicle-Parts-Fleet	\$1,881.00
	1/9/2017	186487		2/9/2017	VEHICLE PARTS	10-010-59050	Vehicle-Parts-Fleet	\$896.61
	1/4/2017	186291	90355	1/18/2017	VEHICLE PARTS	10-010-59050	Vehicle-Parts-Fleet	\$3,402.33
	1/5/2017	186377		2/5/2017	VEHICLE PARTS	10-010-59050	Vehicle-Parts-Fleet	\$107.80
	1/6/2017	186420		2/6/2017	VEHICLE P ARTS	10-010-59050	Vehicle-Parts-Fleet	\$1,207.80
	1/9/2017	186433		2/9/2017	VEHICLE PARTS	10-010-59050	Vehicle-Parts-Fleet	\$1,813.36
	1/9/2017	186481		2/9/2017	VEHICLE PARTS	10-010-59050	Vehicle-Parts-Fleet	\$257.40
Totals for DEMONTROND:								\$20,854.00
DEVLIN, JENNIFER	12/17/2016	DEV121716	90203	1/4/2017	MILEAGE REIMBURSEMENT 12/10/16-12/17/16	10-007-56200	Mileage Reimbursements-EMS	\$61.67
	1/18/2017	DEV011817		2/10/2017	PER DIEM EMS TODAY CONF 02/22/17-02/26/17	10-000-14900	Prepaid Expenses-BS	\$252.50
Totals for DEVLIN, JENNIFER:								\$314.17
DIRECTV	12/5/2016	1754 12/20/16 \$32.96	2298	12/14/2016	ACCT# 002444813 STATION 41 11/24/16	10-016-58800	Utilities-Facil	\$32.96
	12/5/2016	1754 12/20/16 \$43.66	2299	12/14/2016	ACCT# 007003034 MO CO CONSTABLE 11/12/16	10-016-58800	Utilities-Facil	\$43.66
	12/5/2016	1754 12/20/16 \$54.29	2300	12/15/2016	ACCT# 026721655 STATION 32 12/07/16	10-016-58800	Utilities-Facil	\$54.29
	12/5/2016	1754 12/20/16 \$61.98	2301	12/14/2016	ACCT# 035677337 MCHD 11/22/16	10-016-58800	Utilities-Facil	\$61.98
	12/5/2016	1754 12/2016 \$112.74	2302	12/14/2016	ACCT# 053487253 STATION 10 11/15/16	10-016-58800	Utilities-Facil	\$112.74
	12/5/2016	1754 12/2016 \$123.37	2303	12/14/2016	ACCT# 059502753 STATION 20 11/16/16	10-016-58800	Utilities-Facil	\$123.37
	12/5/2016	1754 12/20/16-\$43.66	2304	12/14/2016	ACCT# 022828155 STATION 43 11/29/16	10-016-58800	Utilities-Facil	\$43.66
	12/5/2016	1754 12/20 \$43.66	2305	12/14/2016	ACCT# 026363325 STATION 45 11/13/16	10-016-58800	Utilities-Facil	\$43.66
	12/5/2016	1754 12/ \$54.29	2306	12/15/2016	ACC# 007780873 STATION 31 12/06/16	10-016-58800	Utilities-Facil	\$54.29
	12/5/2016	1754 12/20 \$54.29	2307	12/14/2016	ACCT# 007637939 STATION 44 11/23/16	10-016-58800	Utilities-Facil	\$54.29
	1/5/2017	1754 01/19 \$54.29	2374	1/19/2017	ACCT #007780873 STATION 31	10-016-58800	Utilities-Facil	\$54.29
	1/5/2017	1754 01/19 \$123.37	2375	1/19/2017	ACCT #059502753 STATION 20	10-008-57900	Station Supplies-Mater	\$123.37
	1/5/2017	1754 01/19 \$43.66	2376	1/19/2017	ACCT #007003034 MCHD	10-016-58800	Utilities-Facil	\$43.66
	1/5/2017	1754 01/19 \$112.74	2377	1/19/2017	ACCT #053487253 STATION 10	10-016-58800	Utilities-Facil	\$112.74
	1/5/2017	1754 01/19 \$61.98	2378	1/19/2017	ACCT #035677337 MCHD CAMPUS	10-016-58800	Utilities-Facil	\$61.98

Montgomery County Hospital District
Invoice Expense Allocation Report
Board Meeting 01/24/17- Paid Invoices

Vendor Name	Invoice Date	Invoice No.	Payment No.	Payment Date	Invoice Description	Account No.	Account Description	Amount	
	1/5/2017	1754 01/19	\$32.96	2379	1/19/2017	ACCT #002444813 STATION 41	10-016-58800	Utilities-Facil	\$32.96
	1/5/2017	1754 01/19	\$126.34	2380	1/19/2017	ACCT #028100681 STATION 30	10-016-58800	Utilities-Facil	\$126.34
	1/5/2017	1754 01/19	\$54.29	2381	1/19/2017	ACCT #026721655 STATION 45	10-016-58800	Utilities-Facil	\$54.29
	1/5/2017	1754 01/19	\$43.66	2382	1/19/2017	ACCT #026363325 STATION 45	10-016-58800	Utilities-Facil	\$43.66
	1/5/2017	1754 01/19	\$123.37	2383	1/19/2017	ACCT #059502753 STATION 20	10-016-58800	Utilities-Facil	\$123.37
	1/5/2017	1754 01/19	\$54.29	2384	1/19/2017	ACCT #007637939 STATION 44	10-016-58800	Utilities-Facil	\$54.29
	1/5/2017	1754 01/19	\$43.66	2385	1/19/2017	ACCT #022828155 STATION 43	10-016-58800	Utilities-Facil	\$43.66
								Totals for DIRECTV:	\$1,499.51
DLT SOLUTIONS LLC	12/13/2016	S1344004		90282	1/11/2017	DESKTOP AUTH PROFESSIONAL MAINT RENEWAL	10-015-53050	Computer Software-Information Technology	\$2,252.50
	12/13/2016	S1344005		90282	1/11/2017	DESKTOP AUTH PROFESSIONAL MAINT RENEWAL	10-015-53050	Computer Software-Information Technology	\$450.50
								Totals for DLT SOLUTIONS LLC:	\$2,703.00
ECO POWER WASH, INC.	12/19/2016	192		89926	12/20/2016	STATION 31 POWER WASH	10-016-55600	Maintenance & Repairs-Buildings-Facil	\$322.50
								Totals for ECO POWER WASH, INC.:	\$322.50
EMERGENT/NEXT LIFE MEDICAL COR	12/16/2016	35001283		90204	1/4/2017	CPAP CIRCUITS	10-008-53900	Disposable Medical Supplies-Mater	\$2,150.00
	12/30/2016	35001380		90283	1/11/2017	MEDICAM MASK AND CIRCUIT	10-008-53900	Disposable Medical Supplies-Mater	\$2,150.00
								Totals for EMERGENT/NEXT LIFE MEDICAL CORPORATION:	\$4,300.00
EMS SURVEY TEAM	1/1/2017	1735		90356	1/18/2017	INDIVIDUAL SURVEY MAILING & PROCESSING ANNUAL D	10-009-53550	Customer Relations-OMD	\$4,387.50
								Totals for EMS SURVEY TEAM:	\$4,387.50
ENTERGY TEXAS, LLC									
ENTERGY TEXAS, LLC	12/6/2016	3950733 12/06/16		89807	12/14/2016	STATION 14	10-016-58800	Utilities-Facil	\$184.82
	12/9/2016	3743454 12/9/16		89927	12/20/2016	STATION 30 11/04/16-12/09/16	10-016-58800	Utilities-Facil	\$876.89
	12/8/2016	3707791 12/08/16		89928	12/20/2016	THOMPSON RD TOWER 11/07/16-12/08/16	10-004-58800	Utilities-Radio	\$634.20
	12/13/2016	3749679 12/13/16		89929	12/20/2016	STATION 31 11/10/2016-12/13/2016	10-016-58800	Utilities-Facil	\$385.87
	12/13/2016	3613175 12/13/16		89930	12/20/2016	SPLENDOR TOWER 11/10/16-12/13/16	10-004-58800	Utilities-Radio	\$506.32
	12/14/2016	3581680 12/14/16		90136	12/28/2016	STATION 10 11/11/16 - 12/14/16	10-016-58800	Utilities-Facil	\$878.09
	12/12/2016	4385579 12/12/16		90137	12/28/2016	STATION 43 11/11/16-12/12/16	10-016-58800	Utilities-Facil	\$284.58
	12/15/2016	2924599 12/15/16		90138	12/28/2016	STATION 44 11/11/16 - 12/15/16	10-016-58800	Utilities-Facil	\$105.58
	12/15/2016	3707796 12/15/16		90139	12/28/2016	GRANGERLAND TOWER 11/15/16 - 12/15/16	10-004-58800	Utilities-Radio	\$752.54
	12/23/2016	3890500 12/23/16		90205	1/4/2017	ROBINSON RD TOWER 11/21/16-12/23/16	10-004-58800	Utilities-Radio	\$35.71
	12/23/2016	3965628 12/23/16		90206	1/4/2017	ROBINSON RD TOWER 11/21/16-12/23/16	10-004-58800	Utilities-Radio	\$1,141.08
	12/30/2016	3606474 12/30/16		90284	1/11/2017	STATION 32 11/23/16 - 12/30/16	10-016-58800	Utilities-Facil	\$747.07
	12/26/2016	3693376 12/26/16		90285	1/11/2017	MCHD CAMPUS 11/23/16-12/26/16	10-016-58800	Utilities-Facil	\$13,084.57
	1/1/2017	3950733 01/01/17		90357	1/18/2017	STATION 14 11/29/16-12/30/16	10-016-58800	Utilities-Facil	\$175.94
	1/5/2017	3727114 01/05/17		90358	1/18/2017	STATION 20 12/02/16 - 01/05/17	10-016-58800	Utilities-Facil	\$823.67
								Totals for ENTERGY TEXAS, LLC:	\$20,616.93
ERS-TEXAS SOCIAL SECURITY PROGR	12/8/2016	9291660-2016		90140	12/28/2016	ANNUAL FEE FOR TX SS PROGRAM	10-001-54100	Dues/Subscriptions-Admin	\$35.00
								Totals for ERS-TEXAS SOCIAL SECURITY PROGRAM:	\$35.00
EXPEDIA	1/5/2017	7809 01/19	\$410.55	2386	1/19/2017	EMS CAPITAL RECOGNITION HOTEL X 3	10-007-53150	Conferences - Fees, Travel, & Meals-EMS	\$410.55

Montgomery County Hospital District
Invoice Expense Allocation Report
 Board Meeting 01/24/17- Paid Invoices

Vendor Name	Invoice Date	Invoice No.	Payment No.	Payment Date	Invoice Description	Account No.	Account Description	Amount
	1/5/2017	7809 01/19 \$273.7	2386	1/19/2017	EMS CAPITAL RECOGNITION HOTEL X 2	10-007-53150	Conferences - Fees, Travel, & Meals-EMS	\$273.70
							Totals for EXPEDIA:	\$684.25
FAST SIGNS	12/8/2016	326-53631	90286	1/11/2017	DIGITAL PRINT POSTER 36X48	10-009-52600	Books/Materials-OMD	\$93.96
	1/4/2017	326-53819	90359	1/18/2017	NAEMSP PAIN POSTER 36X48	10-009-52600	Books/Materials-OMD	\$94.68
							Totals for FAST SIGNS:	\$188.64
FEDERAL EXPRESS (POB 660481)	12/5/2016	1754 12/20/16 \$45.87	2308	12/14/2016	ACCT#231969039	10-008-56900	Postage-Meter	\$45.87
	12/5/2016	1754 12/20/16 \$92.17	2308	12/14/2016	ACCT# 231969039	10-008-56900	Postage-Meter	\$92.17
	1/5/2017	1754 01/19 \$51.21	2387	1/19/2017	ACCT #2319-693-9 12/14/15	10-008-56900	Postage-Meter	\$51.21
	1/5/2017	1754 01/19 \$149.9	2387	1/19/2017	ACCT #2319-6903-9 12/28/16	10-008-56900	Postage-Meter	\$149.90
							Totals for FEDERAL EXPRESS (POB 660481):	\$339.15
FERNO - WASHINGTON	1/3/2017	802020	90360	1/18/2017	MEDICAL SUPPLIES	10-008-54200	Durable Medical Equipment-Mater	\$508.89
							Totals for FERNO - WASHINGTON:	\$508.89
FIREFIGHTER SAFETY CENTER	12/16/2016	26321	90287	1/11/2017	BOOTS/UNIFORMS	10-008-58700	Uniforms-Matls. Mgmt.	\$558.57
							Totals for FIREFIGHTER SAFETY CENTER:	\$558.57
FORMSTACK	12/5/2016	6006 12/20/16 \$99.00	2309	12/14/2016	EMS FORMS	10-007-54100	Dues/Subscriptions-EMS	\$99.00
	1/5/2017	6006 01/19 \$ 99.00	2388	1/19/2017	EMS FORMS	10-007-58500	Training/Related Expenses-CE-EMS	\$99.00
							Totals for FORMSTACK:	\$198.00
FRAZER, LTD.	12/14/2016	59439	89931	12/20/2016	VEHICLE PARTS	10-010-59050	Vehicle-Parts-Fleet	\$223.16
						10-010-59050	Vehicle-Parts-Fleet	\$11.70
							Totals for FRAZER, LTD.:	\$234.86
G & K SERVICES	12/12/2016	1165719985	90289	1/11/2017	LAUNDRY CUSTOMER # 54951-01 AGREEMENT# 981771	10-010-55100	Laundry Service & Purchase-Fleet	\$63.89
	12/12/2016	1165719984	90289	1/11/2017	LAUNDRY CUSTOMER# 11422-01/AGREEMENT # 195443	10-010-55100	Laundry Service & Purchase-Fleet	\$40.00
	1/2/2017	1165738438	90361	1/18/2017	LAUNDRY CUSTOMER# 11422-01/AGREEMENT # 195443	10-010-55100	Laundry Service & Purchase-Fleet	\$40.00
	1/2/2017	1165738439	90361	1/18/2017	LAUNDRY CUSTOMER # 54951-01 AGREEMENT# 981771	10-010-55100	Laundry Service & Purchase-Fleet	\$63.89
	12/19/2016	1165726140	90289	1/11/2017	LAUNDRY CUSTOMER # 54951-01 AGREEMENT# 981771	10-010-55100	Laundry Service & Purchase-Fleet	\$63.89
	12/19/2016	1165726139	90289	1/11/2017	LAUNDRY CUSTOMER# 11422-01/AGREEMENT # 195443	10-010-55100	Laundry Service & Purchase-Fleet	\$40.00
	12/26/2016	1165732302	90289	1/11/2017	LAUNDRY CUSTOMER # 54951-01 AGREEMENT# 981771	10-010-55100	Laundry Service & Purchase-Fleet	\$63.89
	12/26/2016	1165732301	90289	1/11/2017	LAUNDRY CUSTOMER# 11422-01/AGREEMENT # 195443	10-010-55100	Laundry Service & Purchase-Fleet	\$40.00
	12/5/2016	1165713846	90289	1/11/2017	LAUNDRY CUSTOMER # 54951-01 AGREEMENT# 981771	10-010-55100	Laundry Service & Purchase-Fleet	\$63.89
	1/9/2017	1165744550		2/9/2017	LAUNDRY CUSTOMER # 54951-01 AGREEMENT# 981771	10-010-55100	Laundry Service & Purchase-Fleet	\$63.89
	1/9/2017	1165744549		2/9/2017	LAUNDRY CUSTOMER# 11422-01/AGREEMENT # 195443	10-010-55100	Laundry Service & Purchase-Fleet	\$40.00
							Totals for G & K SERVICES:	\$583.34
GALLS, INC.dba LONESTAR UNIFORMS	12/16/2016	006635762	90208	1/4/2017	UNIFORM/JACKET	10-008-58700	Uniforms-Matls. Mgmt.	\$174.95
	12/16/2016	006635761	90208	1/4/2017	UNIFORM/JACKET	10-008-58700	Uniforms-Matls. Mgmt.	\$174.95
	12/16/2016	006635760	90208	1/4/2017	UNIFORM/JACKET	10-008-58700	Uniforms-Matls. Mgmt.	\$174.95
	12/16/2016	006635759	90208	1/4/2017	UNIFORM/JACKET	10-008-58700	Uniforms-Matls. Mgmt.	\$174.95
	12/16/2016	006635758	90208	1/4/2017	UNIFORM/JACKET	10-008-58700	Uniforms-Matls. Mgmt.	\$174.95
	12/16/2016	006635757	90208	1/4/2017	UNIFORM/JACKET	10-008-58700	Uniforms-Matls. Mgmt.	\$174.95

Montgomery County Hospital District
Invoice Expense Allocation Report
 Board Meeting 01/24/17- Paid Invoices

Vendor Name	Invoice Date	Invoice No.	Payment No.	Payment Date	Invoice Description	Account No.	Account Description	Amount
	12/16/2016	006635756	90208	1/4/2017	UNIFORM/JACKET	10-008-58700	Uniforms-Matls. Mgmt.	\$174.95
							Totals for GALLS, INC.dba LONESTAR UNIFORMS:	\$1,224.65
GILLUM, LEE	12/16/2016	GIL121616	89912	12/16/2016	EMPLOYEE OWED 3% MERIT INCREASE	10-000-21400	Accrued Payroll-BS	\$75.09
							Totals for GILLUM, LEE:	\$75.09
GOVERNMENT TREASURES' ORG OF T	1/12/2017	GTOT011217	90362	1/18/2017	2017 MEMBERSHIP DUES/BRETT ALLEN	10-001-54100	Dues/Subscriptions-Admin	\$75.00
	1/5/2017	1754 01/19 \$275.00	2458	1/19/2017	BRETT ALLEN - GTOT WINTER SEMINAR	10-001-58500	Training/Related Expenses-CE-Admin	\$275.00
							Totals for GOVERNMENT TREASURES' ORG OF TEXAS:	\$350.00
GRAINGER	12/5/2016	9390 12/20/16 \$47.56	2310	12/14/2016	RUBBER BOOTS FOR PRESSURE WASHING MICH/KEVEN	10-016-57725	Shop Supplies-Facil	\$47.56
	12/5/2016	8383 12/2016 \$163.55	2310	12/14/2016	SHOP SUPPLIES	10-004-57725	Shop Supplies-Radio	\$163.55
	12/14/2016	9307328782	90141	12/28/2016	VEHICLE PARTS	10-010-59050	Vehicle-Parts-Fleet	\$175.68
	1/4/2017	9321218514	90363	1/18/2017	FUSE, 15A, CLASS 600VAC	10-010-57750	Small Equipment & Furniture-Fleet	\$96.80
						10-010-57650	Repair-Equipment-Fleet	\$156.19
	1/5/2017	8383 01/19 \$39.80	2389	1/19/2017	US DIGITAL PROJECT	10-004-57225	Radio Repair - Parts-Radio	\$39.80
	1/5/2017	9390 01/19 \$32.45	2389	1/19/2017	STATION 20 BAY DOOR 3	10-016-55600	Maintenance & Repairs-Buildings-Facil	\$32.45
	1/5/2017	9390 01/19 \$17.90	2389	1/19/2017	SHOP SUPPLIES	10-016-57725	Shop Supplies-Facil	\$17.90
	1/5/2017	9390 01/19 \$50.01	2389	1/19/2017	STATION 20 OVERHEAD DOOR BRAKE SOLENOID	10-016-55600	Maintenance & Repairs-Buildings-Facil	\$50.01
	1/5/2017	9390 01/19 \$80.25	2389	1/19/2017	ADMIN TIOLET REPAIRS	10-016-55600	Maintenance & Repairs-Buildings-Facil	\$80.25
							Totals for GRAINGER:	\$860.19
GRIFFIN SERVICES (dba) JASON GRIFFI	12/5/2016	2016-028	89723	12/7/2016	EMERGENCY SERVICE CALL STATION 30	10-016-55600	Maintenance & Repairs-Buildings-Facil	\$350.00
	1/5/2017	2017-001		2/5/2017	RESET LIMITES ON ALL DOORS STATION 30	10-016-55600	Maintenance & Repairs-Buildings-Facil	\$300.00
	1/5/2017	2017-002	90364	1/18/2017	TOP ROLLER WAS OUT AND HINGES WERE LOSE	10-016-55600	Maintenance & Repairs-Buildings-Facil	\$165.00
	1/1/2017	2016-029	90364	1/18/2017	CHANGED OUT BOTTOM SECTION GAGE	10-016-55600	Maintenance & Repairs-Buildings-Facil	\$1,301.72
							Totals for GRIFFIN SERVICES (dba) JASON GRIFFIN:	\$2,116.72
GULLO FORD MERCURY	12/13/2016	265311	90142	12/28/2016	VEHICLE PARTS	10-010-59050	Vehicle-Parts-Fleet	\$67.82
							Totals for GULLO FORD MERCURY:	\$67.82
HARRIS COUNTY TOLL ROAD AUTHOI	1/5/2017	4549 01/19 \$400.00	2390	1/19/2017	AUTO CHARGE	10-010-58600	Travel Expenses-Fleet	\$400.00
							Totals for HARRIS COUNTY TOLL ROAD AUTHORITY:	\$400.00
HEARTLAND SERVICES, INC.	1/4/2017	INV154722	90365	1/18/2017	TOUCH SCREEN REPAIR S/N 2AKYA15304	10-015-57650	Repair-Equipment-Information Technology	\$357.00
	1/5/2017	INV154785		2/5/2017	EQUIPMENT REPAIR S/N 2AKYA15388	10-015-57650	Repair-Equipment-Information Technology	\$480.86
							Totals for HEARTLAND SERVICES, INC.:	\$837.86
HEB	12/5/2016	6006 12/20/16 \$41.18	2311	12/14/2016	REGIONAL BREAKFAST	10-007-54450	Employee Recognition-EMS	\$41.18
							Totals for HEB:	\$41.18
HEINRICH, MEAGAN	1/5/2017	HEI010417	90290	1/11/2017	TUITION REIMBURSEMENT/FALL 2016	10-025-58550	Tuition Reimbursement-Human	\$276.80
							Totals for HEINRICH, MEAGAN:	\$276.80
HENNERS-GRAINGER, SHAWN	12/7/2016	HEN120716	89724	12/7/2016	WELLNESS PROGRAM/WEIGHT WATCHER-MET GOAL	10-025-54350	Employee Health\Wellness-Human	\$66.30
							Totals for HENNERS-GRAINGER, SHAWN:	\$66.30

Montgomery County Hospital District
Invoice Expense Allocation Report
Board Meeting 01/24/17- Paid Invoices

Vendor Name	Invoice Date	Invoice No.	Payment No.	Payment Date	Invoice Description	Account No.	Account Description	Amount	
HENRY SCHEIN, INC.-MATRX MEDICA	12/7/2016	36881929	89934	12/20/2016	MEDICAL SUPPLIES	10-008-53900	Disposable Medical Supplies-Mater	\$27.50	
	Totals for HENRY SCHEIN, INC.-MATRX MEDICAL:							\$27.50	
HEPLER SERVICES LLC	1/4/2017	H17001	90366	1/18/2017	INSTALL DEDICATED CIRCUIT	10-004-57100	Professional Fees-Radio	\$1,450.00	
	Totals for HEPLER SERVICES LLC:							\$1,450.00	
HERRING, ASHTON	12/9/2016	HER120916	89814	12/14/2016	PARKING EXPENSE 12/07/16	10-009-58500	Training/Related Expenses-CE-OMD	\$11.00	
	12/13/2016	HER121316	90209	1/4/2017	MILEAGE REIMBURSEMENT 12/05/16-12/13/16	10-009-56200	Mileage Reimbursements-OMD	\$109.24	
	12/20/2016	HER122016	90209	1/4/2017	MILEAGE REIMBURSEMENT 12/13/16-12/20/16	10-009-56200	Mileage Reimbursements-OMD	\$31.48	
	Totals for HERRING, ASHTON:							\$151.72	
HOFFART, ANGELA	12/7/2016	HOF120716	89725	12/7/2016	WELLNESS PROGRAM/WEIGHT WATCHERS-MET GOAL	10-025-54350	Employee Health\Wellness-Human	\$66.30	
	Totals for HOFFART, ANGELA:							\$66.30	
HOME DEPOT CREDIT SERVICES	12/5/2016	9390 12/20/16 \$6.95	2312	12/14/2016	ADMIN CLASSROOM CLOCK INSTALL	10-016-55600	Maintenance & Repairs-Buildings-Facil	\$6.95	
	12/5/2016	9390 12/2016 \$29.97	2312	12/14/2016	STATION 32 SPARE KEY COMBINATION KEY BOX	10-016-55600	Maintenance & Repairs-Buildings-Facil	\$29.97	
	12/5/2016	9390 12/2016 \$29.97	2312	12/14/2016	STATION 40 SPARE KEY COMBINATION LOCK BOX	10-016-55600	Maintenance & Repairs-Buildings-Facil	\$29.97	
	12/5/2016	9390 12/20/16 \$29.97	2312	12/14/2016	STATION 31 SPARE KEY COMBINATION LOCK BOX	10-016-55600	Maintenance & Repairs-Buildings-Facil	\$29.97	
	12/5/2016	9390 12/20/16 \$32.44	2312	12/14/2016	STATION 43 SPARE KEY COMBINATION LOCK BOX	10-016-55600	Maintenance & Repairs-Buildings-Facil	\$32.44	
	12/5/2016	8669 12/20/16	2312	12/14/2016	FACILITIES/MAINTENANCE	10-016-55600	Maintenance & Repairs-Buildings-Facil	\$34.13	
	12/5/2016	8669 12/20/16 \$45.88	2312	12/14/2016	FACILITIES/MAINTENANCE	10-016-55600	Maintenance & Repairs-Buildings-Facil	\$45.88	
	12/5/2016	9390 12/20/16 \$72.27	2312	12/14/2016	SHOP SUPPLIES PM INSPECTIONS AND REPAIRS	10-016-57725	Shop Supplies-Facil	\$72.27	
	12/5/2016	9390 12/20/16 \$85.90	2312	12/14/2016	SHOP TOOLS	10-016-57700	Shop Tools-Facil	\$85.90	
	1/5/2017	9390 01/19 \$31.23	2391	1/19/2017	SHOP TOOLS	10-016-57700	Shop Tools-Facil	\$31.23	
	1/5/2017	9390 01/19 \$19.97	2391	1/19/2017	SHOP SUPPLIES FUEL FOR GAS BLOWER	10-016-57725	Shop Supplies-Facil	\$19.97	
	1/5/2017	9390 01/19 \$27.84	2391	1/19/2017	SHOP SUPPLIES	10-016-57725	Shop Supplies-Facil	\$27.84	
	1/5/2017	9390 01/19 \$29.97	2391	1/19/2017	STATION 43 KEY BOX	10-016-55600	Maintenance & Repairs-Buildings-Facil	\$29.97	
	1/5/2017	9390 01/19 \$24.97	2391	1/19/2017	SHOP TOOLS	10-016-57000	Printing Services-Facil	\$24.97	
	1/5/2017	9390 01/19 \$2.04	2391	1/19/2017	STATION 44 TRACH CAN LETTERING	10-016-55600	Maintenance & Repairs-Buildings-Facil	\$2.04	
	1/5/2017	9390 01/19 \$15.51	2391	1/19/2017	ADMIN PRIVACY FENCE REPAIR	10-016-55600	Maintenance & Repairs-Buildings-Facil	\$15.51	
	1/5/2017	9390 01/19 \$11.46	2391	1/19/2017	STATION 33 ELECTRICAL OUTLET RELOCATION	10-016-55600	Maintenance & Repairs-Buildings-Facil	\$11.46	
	Totals for HOME DEPOT CREDIT SERVICES:							\$530.47	
	HON, CALVIN	1/4/2017	HON010717		2/10/2017	PER DIEM/TRITECH CONFERENCE 02/26/17-03/02/17	10-000-14900	Prepaid Expenses-BS	\$167.00
		Totals for HON, CALVIN:							\$167.00
HORTON, SARA J.	1/11/2017	HOR011117	90380	1/18/2017	TUITION REIMBURSEMENT/FALL 2016	10-025-58550	Tuition Reimbursement-Human	\$616.80	
	Totals for HORTON, SARA J.:							\$616.80	
HOUSTON CHRONICLE, THE	1/1/2017	062480320	90367	1/18/2017	LEGAL NOTICES/VENTILATORS	10-001-52200	Advertising-Admin	\$394.09	
	Totals for HOUSTON CHRONICLE, THE:							\$394.09	
HUGHES NATURAL GAS INC	1/6/2017	7978 01/06/17	90368	1/18/2017	STATION 40 11/29/16-01/03/17	10-016-58800	Utilities-Facil	\$150.80	
	Totals for HUGHES NATURAL GAS INC:							\$150.80	

Montgomery County Hospital District
Invoice Expense Allocation Report
Board Meeting 01/24/17- Paid Invoices

Vendor Name	Invoice Date	Invoice No.	Payment No.	Payment Date	Invoice Description	Account No.	Account Description	Amount
IBS OF GREATER CONROE & INTERST.	12/5/2016	1924102001320 399.80	89726	12/7/2016	COMMERICAL BATTERY	10-010-58900	Vehicle-Batteries-Fleet	\$399.80
	12/15/2016	1924101003139	90145	12/28/2016	AUTOMOTIVE BATTERY	10-010-58900	Vehicle-Batteries-Fleet	\$1,503.40
Totals for IBS OF GREATER CONROE & INTERSTATE BATTERY SYSTEM:								\$1,903.20
IMPACT PRINTING	12/19/2016	42936	90291	1/11/2017	BUSINESS CARDS/ERIC BALDWIN/ASHTON HERRING	10-008-57000	Printing Services-Matls. Mgmt.	\$100.00
	Totals for IMPACT PRINTING:							
INDEPENDENCE MEDICAL	12/7/2016	43077554	89817	12/14/2016	MEDICAL SUPPLIES	10-008-53900	Disposable Medical Supplies-Mater	\$1,224.00
	Totals for INDEPENDENCE MEDICAL:							
INDIGENT HEALTHCARE SOLUTIONS	12/6/2016	63463	89935	12/20/2016	NOVEMBER 2016 POWER SEARCH SERVICES	10-002-57100	Professional Fees-PA	\$236.00
	1/6/2017	63605	90369	1/18/2017	DECEMBER 2016 POWER SEARCH SERVICES	10-002-57100	Professional Fees-PA	\$237.00
Totals for INDIGENT HEALTHCARE SOLUTIONS:								\$473.00
JACKSON, RICHARD	1/18/2017	JAC011817		2/10/2017	PER DIEM TRITECH CONF 02/26/17-03/02/17	10-000-14900	Prepaid Expenses-BS	\$167.00
	Totals for JACKSON, RICHARD:							
JAMES L. MILLER MECHANICAL, LLC	12/30/2016	006506	90370	1/18/2017	ICE MAKER REPAIRS STATION 40	10-016-55600	Maintenance & Repairs-Buildings-Facil	\$142.50
	Totals for JAMES L. MILLER MECHANICAL, LLC:							
JENKINS, ALINA	1/12/2017	JEN010517 381.00	90331	1/12/2017	TUITION REIMBURSEMENT / FALL 2016	10-025-58550	Tuition Reimbursement-Human	\$381.60
	Totals for JENKINS, ALINA:							
KARRER, ANDREW	1/5/2017	KAR010417	90293	1/11/2017	TUITION REIMBURSEMENT/FALL 2016	10-025-58550	Tuition Reimbursement-Human	\$3,126.79
	Totals for KARRER, ANDREW:							
KENNEDY, MICHAEL DR. KENNEDY C	12/7/2016	KEN120716	89727	12/7/2016	WELLNESS PROGRAM/CHIROPRACTIC	10-025-54350	Employee Health\Wellness-Human	\$165.00
	Totals for KENNEDY, MICHAEL DR. KENNEDY CHIROPRACTIC:							
KOEN, DANIEL	1/4/2017	KOE010417	90210	1/4/2017	MONIES OWED TO EMPLOYEE	10-000-21400	Accrued Payroll-BS	\$231.10
	Totals for KOEN, DANIEL:							
KOLOR KOATED, INC.	12/20/2016	16278	90149	12/28/2016	SILVER NAME PLATES/SERVING SINCE 2016 BARS	10-008-58700	Uniforms-Matls. Mgmt.	\$196.00
	12/21/2016	16279	90211	1/4/2017	BADGES	10-008-58700	Uniforms-Matls. Mgmt.	\$194.48
	1/3/2017	16280	90371	1/18/2017	GOLD NAMEPLATE/UNIFORMS	10-008-58700	Uniforms-Matls. Mgmt.	\$28.00
	1/3/2017	16281	90371	1/18/2017	SILVER NAMEPLATE/UNIFORMS	10-008-58700	Uniforms-Matls. Mgmt.	\$112.00
Totals for KOLOR KOATED, INC.:								\$530.48
KOVAR, JAY LANCE M.D., P.A.	1/6/2017	KOV010617	90294	1/11/2017	REIMB 1/2 EXPENSES FOR KETAMINE PRESENTATION AT N	10-009-53150	Conferences - Fees, Travel, & Meals-Dept	\$1,043.10
	Totals for KOVAR, JAY LANCE M.D., P.A.:							
KROGER-SOUTHWEST KMA	12/5/2016	4549 12/20/16 \$5.41	2313	12/14/2016	WORKING LUNCH FOR DEPARTMENT	10-010-54450	Employee Recognition-Fleet	\$5.41
	12/5/2016	6006 12/20/16 \$8.67	2313	12/14/2016	REGIONAL BREAKFAST	10-002-54450	Employee Recognition-PA	\$8.67
	12/5/2016	6006 12/20/16 \$39.98	2313	12/14/2016	SAVE REUNION	10-009-54450	Employee Recognition-OMD	\$39.98
	12/5/2016	6006 12/2016 \$2039.0	2313	12/14/2016	GIFT CARDS-THANKSGIVING	10-007-54450	Employee Recognition-EMS	\$1,019.50

Montgomery County Hospital District
Invoice Expense Allocation Report
 Board Meeting 01/24/17- Paid Invoices

Vendor Name	Invoice Date	Invoice No.	Payment No.	Payment Date	Invoice Description	Account No.	Account Description	Amount
	12/5/2016	6006 12/2016 \$1012.5	2313	12/14/2016	GIFT CARDS-THANKSGIVING	10-006-54450	Employee Recognition-Alarm	\$1,019.50
	1/5/2017	6006 01/19 \$ 69.97	2392	1/19/2017	SAVE REUNION	10-009-54450	Employee Recognition-OMD	\$69.97
	1/5/2017	6006 01/19 \$1758.75	2392	1/19/2017	GIFT CARDS ON CALL EMS EMPLOYEES	10-007-54450	Employee Recognition-EMS	\$1,758.75
							Totals for KROGER-SOUTHWEST KMA:	\$3,921.78
LAKE SOUTH WATER SUPPLY CORPOI	12/21/2016	1000019000 12/21/16	90212	1/4/2017	STATION 45 11/16/16 - 12/16/16	10-016-58800	Utilities-Facil	\$361.28
							Totals for LAKE SOUTH WATER SUPPLY CORPORATION:	\$361.28
LANGAN, PATRICK	1/18/2017	LAN011817		2/10/2017	PER DIEM EMS TODAY CONF 02/22/17-02/26/17	10-000-14900	Prepaid Expenses-BS	\$252.50
							Totals for LANGAN, PATRICK:	\$252.50
LAQUINTA INN	12/5/2016	7809 12/20/16 \$77.97	2314	12/14/2016	TEXAS EMS/L. GILLIUM	10-009-53150	Conferences - Fees, Travel, & Meals-Dept	\$77.97
	12/5/2016	7809 12/2016 \$114.11	2314	12/14/2016	TEXAS EMS/J. ANDERSON	10-009-53150	Conferences - Fees, Travel, & Meals-Dept	\$114.11
	12/5/2016	7809 12/2016 \$233.91	2314	12/14/2016	TEXAS EMS/L. GILLIUM	10-009-53150	Conferences - Fees, Travel, & Meals-Dept	\$233.91
							Totals for LAQUINTA INN:	\$425.99
LEDWIG, ALBERT	1/11/2017	LED011117	90372	1/18/2017	MILEAGE REIMBURSEMENT 12/30/16	10-010-56200	Mileage Reimbursements-Fleet	\$33.04
	1/18/2017	LED011817		1/25/2017	MILEAGE REIMBURSEMENT 01/01/17-01/04/17	10-010-56200	Mileage Reimbursements-Fleet	\$65.48
							Totals for LEDWIG, ALBERT:	\$98.52
LEE, KEVIN	1/9/2017	LEE010917	90295	1/11/2017	MILEAGE REIMBURSEMENT 12/22/2016	10-010-56200	Mileage Reimbursements-Fleet	\$20.52
							Totals for LEE, KEVIN:	\$20.52
LIFE-ASSIST, INC.	12/9/2016	776866	90151	12/28/2016	MEDICAL SUPPLIES	10-008-53900	Disposable Medical Supplies-Mater	\$3,882.32
						10-008-54000	Drug Supplies-Mater	\$679.00
	12/9/2016	776977	90151	12/28/2016	MEDICAL SUPPLIES	10-008-53900	Disposable Medical Supplies-Mater	\$320.00
	12/19/2016	777881	90213	1/4/2017	MEDICAL SUPPLIES	10-008-53900	Disposable Medical Supplies-Mater	\$6,032.32
	12/29/2016	779193	90373	1/18/2017	MEDICAL SUPPLIES	10-008-53900	Disposable Medical Supplies-Mater	\$57.60
	12/29/2016	779302	90373	1/18/2017	MEDICAL SUPPLIES	10-008-54000	Drug Supplies-Mater	\$200.00
						10-008-53900	Disposable Medical Supplies-Mater	\$9,355.56
	1/6/2017	780326		2/6/2017	MEDICAL SUPPLIES	10-008-53900	Disposable Medical Supplies-Mater	\$5,675.43
						10-008-54000	Drug Supplies-Mater	\$479.00
							Totals for LIFE-ASSIST, INC.:	\$26,681.23
LONESTAR LAWN KEEPERS	12/19/2016	16788	90296	1/11/2017	LAWN MAINTENANCE 11/21/16 - 12/19/16	10-016-55600	Maintenance & Repairs-Buildings-Facil	\$4,430.00
	1/1/2017	11782	90374	1/18/2017	CUT DOWN & HAUL AWAY TREE ADMIN	10-016-55600	Maintenance & Repairs-Buildings-Facil	\$415.00
							Totals for LONESTAR LAWN KEEPERS:	\$4,845.00
LONHORN STEAKHOUSE	1/5/2017	9390 01/19 \$145.11	2393	1/19/2017	EMPLOYEE APPRECIATION LUNCH	10-016-54450	Employee Recognition-Facil	\$145.11
							Totals for LONHORN STEAKHOUSE:	\$145.11
LOWE'S COMPANIES, INC.	12/5/2016	8383 12/05 \$ 50.94			CREDIT	10-004-57725	Shop Supplies-Radio	(\$50.94)
	12/5/2016	4549 12/20/16 \$3.97	2315	12/14/2016	FUEL LINE REPAIR OF LEAF BLOWER	10-010-57725	Shop Supplies-Fleet	\$3.97
	12/5/2016	4549 12/20/16 \$6.67	2315	12/14/2016	COUPLINGS FOR TRANSMISSION BARREL PUMP REPAIR	10-010-57725	Shop Supplies-Fleet	\$6.67
	12/5/2016	9390 12/20/16 \$10.25	2315	12/14/2016	STATION 41 BACK DOOR THRESHOLD SUPPLIES	10-016-55600	Maintenance & Repairs-Buildings-Facil	\$10.25
	12/5/2016	4549 12/20/16 \$14.11	2315	12/14/2016	3/4 ROD STOCK FOR REPAIR 795	10-010-59050	Vehicle-Parts-Fleet	\$14.11

Montgomery County Hospital District
Invoice Expense Allocation Report
 Board Meeting 01/24/17- Paid Invoices

Vendor Name	Invoice Date	Invoice No.	Payment No.	Payment Date	Invoice Description	Account No.	Account Description	Amount
	12/5/2016	9390 12/20/16 \$15.98	2315	12/14/2016	STATION 20 BATHROOM LIGHT REPAIR KIT	10-016-55600	Maintenance & Repairs-Buildings-Facil	\$15.98
	12/5/2016	8669 12/20/16 \$17.11	2315	12/14/2016	FACILITIES/MAINTENANCE	10-016-55600	Maintenance & Repairs-Buildings-Facil	\$17.11
	12/5/2016	4549 12/20/16 \$18.97	2315	12/14/2016	DRILL BIT FOR SHOP USE	10-010-57700	Shop Tools-Fleet	\$18.97
	12/5/2016	9390 12/20/16 \$24.48	2315	12/14/2016	STATION 41 BACK DOOR THRESHOLD SUPPLIES	10-016-55600	Maintenance & Repairs-Buildings-Facil	\$24.48
	12/5/2016	9390 12/20/16 \$29.46	2315	12/14/2016	STATION 41 BACK DOOR THRESHOLD	10-016-55600	Maintenance & Repairs-Buildings-Facil	\$29.46
	12/5/2016	8383 12/20/16 \$ 40.6	2315	12/14/2016	US DIGITAL PROJECT	10-004-57725	Shop Supplies-Radio	\$40.68
	12/5/2016	8383 12/20/16 \$45.92	2315	12/14/2016	US DIGITAL PROJECT	10-004-57725	Shop Supplies-Radio	\$45.92
	12/5/2016	9390 12/20/16 \$52.16	2315	12/14/2016	STATION 20 US DIGITAL RADIO PROJECT	10-016-55600	Maintenance & Repairs-Buildings-Facil	\$52.16
	12/5/2016	8383 12/20/16 \$62.66	2315	12/14/2016	US DIGITAL PROJECT	10-004-57725	Shop Supplies-Radio	\$62.66
	12/5/2016	9390 12/20/16 \$119.92	2315	12/14/2016	STATION SHORELINE PROJECT	10-016-55600	Maintenance & Repairs-Buildings-Facil	\$119.92
	12/5/2016	8383 12/20/16 \$131.65	2315	12/14/2016	US DIGITAL PROJECT	10-004-57725	Shop Supplies-Radio	\$131.65
	12/5/2016	9390 12/20/16 \$248.98	2315	12/14/2016	DISPATCH DISWASHER REPLACEMENT	10-016-57750	Small Equipment & Furniture-Facil	\$248.98
	12/5/2016	9390 12/20/16 \$299.00	2315	12/14/2016	STATION 40 WASHING MACHINE REPLACEMENT	10-016-57750	Small Equipment & Furniture-Facil	\$299.00
	12/5/2016	8383 12/20/16 \$322.60	2315	12/14/2016	US DIGITAL PROJECT	10-004-57725	Shop Supplies-Radio	\$322.60
	1/5/2017	8383 01/19 \$33.68	2394	1/19/2017	US DIGITAL PROJECT	10-004-57225	Radio Repair - Parts-Radio	\$33.68
	1/5/2017	9390 01/19 \$12.54	2394	1/19/2017	STATION 41 NEW DISHWASHER HOSE KIT	10-016-55600	Maintenance & Repairs-Buildings-Facil	\$12.54
	1/5/2017	9390 01/19 \$18.98	2394	1/19/2017	SHOP TOOLS	10-016-57700	Shop Tools-Facil	\$18.98
	1/5/2017	9390 01/19 \$294.00	2394	1/19/2017	STATION 41 NEW DISWASHER	10-016-57750	Small Equipment & Furniture-Facil	\$294.00
	1/5/2017	9390 01/19 \$95.42	2394	1/19/2017	STATION 44 TRASH CAN	10-016-55600	Maintenance & Repairs-Buildings-Facil	\$95.42
							Totals for LOWE'S COMPANIES, INC.:	\$1,868.25
LUPE TORTILLA	1/5/2017	7809 01/19/17 \$456.5	2395	1/19/2017	MANAGER'S LUNCHEON	10-001-54450	Employee Recognition-Admin	\$456.51
							Totals for LUPE TORTILLA:	\$456.51
LUXURY AIR, LLC	12/14/2016	0000107534	89936	12/20/2016	DIAGNOSTIC FEE	10-016-55600	Maintenance & Repairs-Buildings-Facil	\$158.00
							Totals for LUXURY AIR, LLC:	\$158.00
LYTX, INC.	12/19/2016	5053684	90214	1/4/2017	DRIVE CAM 3 PLUS VIDEO EVENT RECORDER	10-010-57750	Small Equipment & Furniture-Fleet	\$5,355.00
						10-010-57750	Small Equipment & Furniture-Fleet	\$10.51
	12/31/2016	5051791	90375	1/18/2017	MANUALS-CHARGE USAGE-BILL MONTHLY	10-010-55650	Maintenance-Contract Equipment-Fleet	\$7.92
	1/1/2017	5055126	90375	1/18/2017	MANUALS-CHARGE USAGE-BILL MONTHLY	10-010-55650	Maintenance-Contract Equipment-Fleet	\$9.90
							Totals for LYTX, INC.:	\$5,383.33
MAGAW, LLC	12/9/2016	13366	89874	12/14/2016	RIDGED STYLET	10-008-53900	Disposable Medical Supplies-Mater	\$1,950.00
						10-008-53900	Disposable Medical Supplies-Mater	\$12.00
							Totals for MAGAW, LLC:	\$1,962.00
MALOUF ENGINEERING INT'L, INC	1/1/2017	1602212V1	90381	1/18/2017	TOWER STRUCTURAL ANALYSIS	10-004-57100	Professional Fees-Radio	\$13,000.00
							Totals for MALOUF ENGINEERING INT'L, INC:	\$13,000.00
MARTIN, DISIERE, JEFFERSON & WISD	12/16/2016	139265	90215	1/4/2017	ATTORNEY FEES 11/02/16-11/30/16	10-025-55500	Legal Fees-Human	\$3,207.24
	12/15/2016	139264	90303	1/11/2017	ATTORNEY FEES 11/01/16 - 11/28/16	10-025-55500	Legal Fees-Human	\$1,775.50
							Totals for MARTIN, DISIERE, JEFFERSON & WISDOM, LLP:	\$4,982.74
MARTINEAU, JULIE ANN	1/3/2017	MAR010317	90216	1/4/2017	MILEAGE REIMBURSEMENT 11/16/16 - 11/30/16	10-001-56200	Mileage Reimbursements-Admin	\$27.32
	1/1/2017	8	90216	1/4/2017	DECEMBER 2016 SERVICES RENDERED	10-001-57100	Professional Fees-Admin	\$4,000.00

Montgomery County Hospital District
Invoice Expense Allocation Report
Board Meeting 01/24/17- Paid Invoices

Vendor Name	Invoice Date	Invoice No.	Payment No.	Payment Date	Invoice Description	Account No.	Account Description	Amount
Totals for MARTINEAU, JULIE ANN:								\$4,027.32
MARTINEZ, OSCAR	1/4/2017	MAR010417	90304	1/11/2017	TUITION REIMBURSEMENT - FALL 2016	10-025-58550	Tuition Reimbursement-Human	\$604.80
Totals for MARTINEZ, OSCAR:								\$604.80
MAYORGA, ANTHONY	1/3/2017	MAY010317	90305	1/11/2017	TUITION REIMBURSEMENT - FALL 2016	10-025-58550	Tuition Reimbursement-Human	\$673.60
Totals for MAYORGA, ANTHONY:								\$673.60
MCKENZIES BARBEQUE	1/5/2017	7809 01/19 \$1507.	2396	1/19/2017	MCHD ALL STAFF LUNCH	10-025-54450	Employee Recognition-Human	\$1,507.60
Totals for MCKENZIES BARBEQUE:								\$1,507.60
MCKESSON GENERAL MEDICAL CORP	12/7/2016	90487850			CREDIT/80658637	10-008-53900	Disposable Medical Supplies-Mater	(\$396.00)
	12/8/2016	90564703	89875	12/14/2016	MEDICAL SUPPLIES	10-008-53900	Disposable Medical Supplies-Mater	\$1,686.00
						10-008-54000	Drug Supplies-Mater	\$182.00
	12/7/2016	90484797	89875	12/14/2016	MEDICAL SUPPLIES	10-008-53900	Disposable Medical Supplies-Mater	\$684.80
	12/6/2016	90340604	89875	12/14/2016	MEDICAL SUPPLIES	10-008-53900	Disposable Medical Supplies-Mater	\$240.20
	12/14/2016	90856750	90155	12/28/2016	DRUG SUPPLIES	10-008-54000	Drug Supplies-Mater	\$85.00
	12/19/2016	91156499	90217	1/4/2017	MEDICAL SUPPLIES	10-008-53900	Disposable Medical Supplies-Mater	\$2,020.52
	12/20/2016	91213537	90217	1/4/2017	MEDICAL SUPPLIES	10-008-53900	Disposable Medical Supplies-Mater	\$130.75
	1/3/2017	91931626	90382	1/18/2017	MEDICAL SUPPLIES	10-008-53900	Disposable Medical Supplies-Mater	\$489.20
						10-008-54000	Drug Supplies-Mater	\$444.75
	1/3/2017	91893074	90382	1/18/2017	MEDICAL SUPPLIES	10-008-53900	Disposable Medical Supplies-Mater	\$274.74
	1/6/2017	92165227		2/5/2017	MEDICAL SUPPLIES	10-008-53900	Disposable Medical Supplies-Mater	\$130.75
	1/6/2017	92143421		2/5/2017	MEDICAL SUPPLIES	10-008-53900	Disposable Medical Supplies-Mater	\$1,201.00
						10-008-54000	Drug Supplies-Mater	\$1,462.90
	1/11/2017	92396705		2/10/2017	DRUG SUPPLIES	10-008-54000	Drug Supplies-Mater	\$170.00
Totals for MCKESSON GENERAL MEDICAL CORP.:								\$8,806.61
MCM TECHNOLOGY, INC.	12/6/2016	5576	89748	12/7/2016	ANNUAL SUPPORT & MAINTENANCE 12/16 - 11/17	10-004-53050	Computer Software-Radio	\$16,385.83
Totals for MCM TECHNOLOGY, INC.:								\$16,385.83
MEDLINE INDUSTRIES, INC	12/13/2016	1819228525	89876	12/14/2016	MEDICAL SUPPLIES	10-008-53900	Disposable Medical Supplies-Mater	\$325.00
						10-008-53900	Disposable Medical Supplies-Mater	\$12.26
	12/17/2016	1819503132	90218	1/4/2017	MEDICAL SUPPLIES	10-008-53900	Disposable Medical Supplies-Mater	\$929.01
	12/31/2016	1820184343	90383	1/18/2017	MEDICAL SUPPLIES	10-008-53900	Disposable Medical Supplies-Mater	\$804.38
	1/7/2017	1820497870		2/7/2017	AEROSOL MASK - ADULT	10-008-53900	Disposable Medical Supplies-Mater	\$84.60
						10-008-53900	Disposable Medical Supplies-Mater	\$22.76
	1/14/2017	1820875465		2/14/2017	MEDICAL SUPPLIES	10-008-53900	Disposable Medical Supplies-Mater	\$1,397.09
Totals for MEDLINE INDUSTRIES, INC:								\$3,575.10
MedTime-Sondra Brown-Crawford	12/12/2016	00011	90156	12/28/2016	TRANSPORTATION SERVICE 11/11/16-12/8/16	10-039-56500	Other Services-Param	\$690.00
	1/11/2017	00012		2/11/2017	TRANSPORTATION SERVICE 12/13/16-01/10/17	10-039-56500	Other Services-Param	\$300.00
Totals for MedTime-Sondra Brown-Crawford:								\$990.00
MICHEL, ALEX	1/3/2017	MIC010317	90307	1/11/2017	TUITION REIMBURSEMENT - FALL 2016	10-025-58550	Tuition Reimbursement-Human	\$950.40

Montgomery County Hospital District
Invoice Expense Allocation Report
Board Meeting 01/24/17- Paid Invoices

Vendor Name	Invoice Date	Invoice No.	Payment No.	Payment Date	Invoice Description	Account No.	Account Description	Amount
							Totals for MICHEL, ALEX:	\$950.40
MID-SOUTH SYNERGY	12/24/2016	313046001 12/24/16	90298	1/11/2017	STATION 45 11/24/163-12/24/16	10-016-58800	Utilities-Facil	\$194.00
							Totals for MID-SOUTH SYNERGY:	\$194.00
MIFFLIN, KEVIN	1/4/2017	MIF010417	90219	1/4/2017	MILEAGE REIMBURSEMENT 10/13/16 - 10/15/16	10-009-56200	Mileage Reimbursements-OMD	\$93.64
							Totals for MIFFLIN, KEVIN:	\$93.64
MILLER UNIFORMS & EMBLEMS, INC.	12/9/2016	1232			CREDIT	10-008-58700	Uniforms-Matls. Mgmt.	(\$56.99)
	12/5/2016	58026	89878	12/14/2016	UNIFORMS	10-008-58700	Uniforms-Matls. Mgmt.	\$447.00
	12/5/2016	58024	89878	12/14/2016	UNIFORMS	10-008-58700	Uniforms-Matls. Mgmt.	\$253.50
	12/5/2016	58022	89878	12/14/2016	UNIFORMS	10-008-58700	Uniforms-Matls. Mgmt.	\$278.00
	12/5/2016	58019	89878	12/14/2016	UNIFORMS	10-008-58700	Uniforms-Matls. Mgmt.	\$238.50
	12/5/2016	58018	89878	12/14/2016	UNIFORMS	10-008-58700	Uniforms-Matls. Mgmt.	\$20.00
	12/5/2016	58012	89878	12/14/2016	UNIFORMS	10-008-58700	Uniforms-Matls. Mgmt.	\$457.00
	12/10/2016	58627	89878	12/14/2016	UNIFORMS	10-008-58700	Uniforms-Matls. Mgmt.	\$80.00
						10-008-58700	Uniforms-Matls. Mgmt.	\$10.39
	12/9/2016	58544	90158	12/28/2016	UNIFORMS	10-008-58700	Uniforms-Matls. Mgmt.	\$62.50
	12/9/2016	58545	90158	12/28/2016	UNIFORMS	10-008-58700	Uniforms-Matls. Mgmt.	\$62.50
	12/9/2016	58546	90158	12/28/2016	UNIFORMS	10-008-58700	Uniforms-Matls. Mgmt.	\$62.50
	12/9/2016	58539	90158	12/28/2016	UNIFORMS	10-008-58700	Uniforms-Matls. Mgmt.	\$99.00
	12/9/2016	58542	90158	12/28/2016	UNIFORMS	10-008-58700	Uniforms-Matls. Mgmt.	\$439.50
						10-008-58700	Uniforms-Matls. Mgmt.	\$12.92
	12/9/2016	58543	90158	12/28/2016	UNIFORMS	10-008-58700	Uniforms-Matls. Mgmt.	\$253.50
	12/7/2016	58270	89937	12/20/2016	UNIFORMS	10-008-58700	Uniforms-Matls. Mgmt.	\$462.00
	12/15/2016	59173	90220	1/4/2017	UNIFORMS	10-008-58700	Uniforms-Matls. Mgmt.	\$110.50
	12/15/2016	59176	90158	12/28/2016	UNIFORMS	10-008-58700	Uniforms-Matls. Mgmt.	\$420.45
	12/15/2016	59179	90158	12/28/2016	UNIFORMS	10-008-58700	Uniforms-Matls. Mgmt.	\$420.45
	12/15/2016	59185	90158	12/28/2016	UNIFORMS	10-008-58700	Uniforms-Matls. Mgmt.	\$698.45
	12/15/2016	59171	90220	1/4/2017	UNIFORMS	10-008-58700	Uniforms-Matls. Mgmt.	\$273.50
	12/15/2016	59174	90158	12/28/2016	UNIFORMS	10-008-58700	Uniforms-Matls. Mgmt.	\$31.00
	12/21/2016	59909	90220	1/4/2017	UNIFORMS	10-008-58700	Uniforms-Matls. Mgmt.	\$4.50
	12/21/2016	59904	90220	1/4/2017	UNIFORMS	10-008-58700	Uniforms-Matls. Mgmt.	\$146.50
	12/21/2016	59908	90220	1/4/2017	UNIFORMS	10-008-58700	Uniforms-Matls. Mgmt.	\$18.00
						10-008-58700	Uniforms-Matls. Mgmt.	\$11.27
	12/21/2016	59901	90220	1/4/2017	UNIFORMS	10-008-58700	Uniforms-Matls. Mgmt.	\$146.50
	12/21/2016	59902	90220	1/4/2017	UNIFORMS	10-008-58700	Uniforms-Matls. Mgmt.	\$146.50
	12/21/2016	59903	90220	1/4/2017	UNIFORMS	10-008-58700	Uniforms-Matls. Mgmt.	\$146.50
	12/21/2016	59900	90299	1/11/2017	UNIFORMS	10-008-58700	Uniforms-Matls. Mgmt.	\$84.50
	12/29/2016	60213	90384	1/18/2017	UNIFORMS	10-008-58700	Uniforms-Matls. Mgmt.	\$94.50
	12/29/2016	60220	90384	1/18/2017	UNIFORMS	10-008-58700	Uniforms-Matls. Mgmt.	\$372.50
						10-008-58700	Uniforms-Matls. Mgmt.	\$10.91
	12/29/2016	60214	90384	1/18/2017	UNIFORMS	10-008-58700	Uniforms-Matls. Mgmt.	\$15.00
	12/15/2016	59172	90308	1/11/2017	UNIFORMS	10-008-58700	Uniforms-Matls. Mgmt.	\$20.00
	12/29/2016	60217	90384	1/18/2017	UNIFORMS	10-008-58700	Uniforms-Matls. Mgmt.	\$20.00
	12/29/2016	60215	90384	1/18/2017	UNIFORMS	10-008-58700	Uniforms-Matls. Mgmt.	\$372.50

Montgomery County Hospital District
Invoice Expense Allocation Report
Board Meeting 01/24/17- Paid Invoices

Vendor Name	Invoice Date	Invoice No.	Payment No.	Payment Date	Invoice Description	Account No.	Account Description	Amount
	12/29/2016	60218	90384	1/18/2017	UNIFORMS	10-008-58700	Uniforms-Matls. Mgmt.	\$20.00
	12/21/2016	59906	90308	1/11/2017	UNIFORMS	10-008-58700	Uniforms-Matls. Mgmt.	\$455.49
	12/21/2016	59907	90308	1/11/2017	UNIFORMS	10-008-58700	Uniforms-Matls. Mgmt.	\$69.00
	1/1/2017	59181	90384	1/18/2017	UNIFORMS	10-008-58700	Uniforms-Matls. Mgmt.	\$698.45
	1/1/2017	52020	90384	1/18/2017	UNIFORMS	10-008-58700	Uniforms-Matls. Mgmt.	\$17.45
	1/9/2017	61191		2/9/2017	UNIFORMS	10-008-58700	Uniforms-Matls. Mgmt.	\$338.49
	1/9/2017	61157		2/9/2017	UNIFORMS	10-008-58700	Uniforms-Matls. Mgmt.	\$173.00
	1/9/2017	61151		2/9/2017	UNIFORMS	10-008-58700	Uniforms-Matls. Mgmt.	\$408.50
	1/9/2017	61152		2/9/2017	UNIFORMS	10-008-58700	Uniforms-Matls. Mgmt.	\$312.00
	1/9/2017	61156		2/9/2017	UNIFORMS	10-008-58700	Uniforms-Matls. Mgmt.	\$196.00
	1/9/2017	61153		2/9/2017	UNIFORMS	10-008-58700	Uniforms-Matls. Mgmt.	\$44.95
	1/9/2017	61154		2/9/2017	UNIFORMS	10-008-58700	Uniforms-Matls. Mgmt.	\$166.00
						10-008-58700	Uniforms-Matls. Mgmt.	\$11.38
	1/9/2017	61149		2/9/2017	UNIFORMS	10-008-58700	Uniforms-Matls. Mgmt.	\$332.00
	1/9/2017	61146		2/9/2017	UNIFORMS	10-008-58700	Uniforms-Matls. Mgmt.	\$146.50
Totals for MILLER UNIFORMS & EMBLEMS, INC.:								\$10,135.06
MILSTEAD AUTOMOTIVE	12/8/2016	298	90221	1/4/2017	UNLOADED/ENROUTE MILEAGE; WINCHING	10-010-59200	Vehicle-Towing-Fleet	\$131.50
	1/13/2017	3753		2/12/2017	TOWING SERVICE - SHOP 25	10-010-59200	Vehicle-Towing-Fleet	\$125.00
	1/16/2017	3754		2/16/2017	VEHICLE TOWING	10-010-59200	Vehicle-Towing-Fleet	\$116.00
Totals for MILSTEAD AUTOMOTIVE:								\$372.50
MONTGOMERY CNTY TAX ASSESSOR	1/5/2017	4549 01/19 \$27.75	2397	1/19/2017	REGISTRATION SHOPS 30 AND 610	10-010-59100	Vehicle-Registration-Fleet	\$27.75
Totals for MONTGOMERY CNTY TAX ASSESSOR-COL TAMMY J MCRAE:								\$27.75
MONTGOMERY COUNTY ESD #1 (STN	12/13/2016	JAN 2017-138	89822	12/14/2016	STATION 13 RENT	10-000-14900	Prepaid Expenses-BS	\$1,025.00
Totals for MONTGOMERY COUNTY ESD #1 (STN 13):								\$1,025.00
MONTGOMERY COUNTY ESD #10, STN	12/13/2016	JAN 2017-120	89823	12/14/2016	STATION 42 RENT	10-000-14900	Prepaid Expenses-BS	\$950.00
Totals for MONTGOMERY COUNTY ESD #10, STN 42:								\$950.00
MONTGOMERY COUNTY ESD #6, STN :	12/13/2016	JAN 2017-143	89824	12/14/2016	STATION 34 RENT	10-000-14900	Prepaid Expenses-BS	\$900.00
Totals for MONTGOMERY COUNTY ESD #6, STN 34:								\$900.00
MONTGOMERY COUNTY ESD #8, STN :	12/13/2016	JAN 2017-144	89825	12/14/2016	STATION 21 & 22 RENT	10-000-14900	Prepaid Expenses-BS	\$800.00
						10-000-14900	Prepaid Expenses-BS	\$800.00
Totals for MONTGOMERY COUNTY ESD #8, STN 21/22:								\$1,600.00
MONTGOMERY COUNTY ESD #9, STN :	12/13/2016	JAN 2017-143	89824	12/14/2016	STATION 33 RENT	10-000-14900	Prepaid Expenses-BS	\$850.00
Totals for MONTGOMERY COUNTY ESD #9, STN 33:								\$850.00
MONTGOMERY COUNTY ESD 12, STN	12/13/2016	JAN 2017-143	89824	12/14/2016	STATION 12 RENT	10-000-14900	Prepaid Expenses-BS	\$950.00
Totals for MONTGOMERY COUNTY ESD 12, STN 12:								\$950.00
MONTGOMERY COUNTY ESD#3 (STNT	12/13/2016	JAN 2017-023	89828	12/14/2016	RENT STATION 46	10-000-14900	Prepaid Expenses-BS	\$600.00
Totals for MONTGOMERY COUNTY ESD#3 (STNT 46):								\$600.00

Montgomery County Hospital District
Invoice Expense Allocation Report
Board Meeting 01/24/17- Paid Invoices

Vendor Name	Invoice Date	Invoice No.	Payment No.	Payment Date	Invoice Description	Account No.	Account Description	Amount
MOORE MEDICAL CORP.	12/7/2016	99305965I	89879	12/14/2016	MEDICAL SUPPLIES	10-008-53900	Disposable Medical Supplies-Mater	\$187.20
	12/7/2016	83169626I	89879	12/14/2016	MEDICAL SUPPLIES	10-008-53900	Disposable Medical Supplies-Mater	\$477.64
	12/12/2016	99310320I	89879	12/14/2016	MEDICAL SUPPLIES	10-008-53900	Disposable Medical Supplies-Mater	\$896.00
	12/14/2016	83174809I	90160	12/28/2016	MEDICAL SUPPLIES	10-008-54200	Durable Medical Equipment-Mater	\$242.70
	12/19/2016	99317494I	90222	1/4/2017	MEDICAL SUPPLIES	10-008-53900	Disposable Medical Supplies-Mater	\$2,180.10
	12/16/2016	99315500I	90222	1/4/2017	MEDICAL SUPPLIES	10-008-53900	Disposable Medical Supplies-Mater	\$197.38
	12/15/2016	99314328I	90160	12/28/2016	MEDICAL SUPPLIES	10-008-53900	Disposable Medical Supplies-Mater	\$616.00
	12/29/2016	99326996I	90310	1/11/2017	MEDICAL SUPPLIES	10-008-53900	Disposable Medical Supplies-Mater	\$3,398.64
						10-008-54000	Drug Supplies-Mater	\$98.90
	12/8/2016	99307441I	90310	1/11/2017	MEDICAL SUPPLES	10-008-53900	Disposable Medical Supplies-Mater	\$1,023.24
	1/4/2017	99330973I	90385	1/18/2017	MEDICAL SUPPLIES	10-008-53900	Disposable Medical Supplies-Mater	\$616.00
	1/10/2017	83189289I		2/9/2017	MEDICAL SUPPLIES	10-008-53900	Disposable Medical Supplies-Mater	\$1,450.00
	1/16/2017	99341911I		2/15/2017	DRUG SUPPLIES	10-008-54000	Drug Supplies-Mater	\$92.28
							Totals for MOORE MEDICAL CORP.:	\$11,476.08
	MOSLEY FIRE AND SAFETY, INC	12/12/2016	8211	89880	12/14/2016	ANNUAL MAINTENANCE AND RETAG OF FIRE EXTINGUISI	10-008-55650	Maintenance-Contract Equipment-Mater
1/11/2017		8230		2/11/2017	FIRE EXTINGUISHER ANNUAL INSPECTION	10-008-55650	Maintenance-Contract Equipment-Mater	\$113.50
						Totals for MOSLEY FIRE AND SAFETY, INC:	\$250.50	
MUD #39	1/1/2017	10000901 12/30/16	90223	1/4/2017	STATION 20 11/16/16 - 12/16/16	10-016-58800	Utilities-Facil	\$286.21
						Totals for MUD #39:	\$286.21	
NAEMT	12/16/2016	NAEMT121616	89938	12/20/2016	PHTLS ADVANCED REFRESHER COURSE FEE12/16-12/16/	10-009-52600	Books/Materials-OMD	\$100.00
	12/16/2016	NAEMT120616	89938	12/20/2016	TECC PROVIDER COURSE FEE12/5/16-12/6/16	10-009-52600	Books/Materials-OMD	\$75.00
						Totals for NAEMT:	\$175.00	
NASCO	1/5/2017	253909		2/5/2017	OUTER TISSUE FLAP	10-009-52600	Books/Materials-OMD	\$113.00
						10-009-52600	Books/Materials-OMD	\$7.68
						Totals for NASCO:	\$120.68	
NATIONAL SAFETY COUNCIL	1/1/2017	793542-2017	2398	1/1/2017	2017 NSC MEMBERSHIP RENEWAL	10-027-54100	Dues/Subscriptions-Emerg	\$815.00
						Totals for NATIONAL SAFETY COUNCIL:	\$815.00	
NATIONWIDE INSURANCE DVM INSUI	12/28/2016	DVM12012016	90311	1/11/2017	VETERINARY PET INSURANCE GROUP 4620/DEC '16	10-000-21590	P/R-Premium Cancer/Accident-BS	\$627.36
						Totals for NATIONWIDE INSURANCE DVM INSURANCE AGENCY (PET):	\$627.36	
NEMSMA	1/5/2017	6006 01/19 \$65.00	2399	1/19/2017	MEMBERSHIP FEE KEVIN CROCKER	10-009-54100	Dues/Subscriptions-OMD	\$65.00
						Totals for NEMSMA:	\$65.00	
NEW CANEY MUD	12/29/2016	1042826200 12/29/16	90224	1/4/2017	STATION 30 11/16/16 - 12/15/16	10-016-58800	Utilities-Facil	\$32.09
						Totals for NEW CANEY MUD:	\$32.09	
NORTH AMERICAN RESCUE, LLC	12/7/2016	IN238413	89882	12/14/2016	ORANGE TOURNIQUETS	10-009-52600	Books/Materials-OMD	\$1,100.00
						10-009-52600	Books/Materials-OMD	\$7.19

Montgomery County Hospital District
Invoice Expense Allocation Report
 Board Meeting 01/24/17- Paid Invoices

Vendor Name	Invoice Date	Invoice No.	Payment No.	Payment Date	Invoice Description	Account No.	Account Description	Amount
	12/15/2016	IN239393	90225	1/4/2017	MEDICAL SUPPLIES	10-007-57750	Small Equipment & Furniture-EMS	\$3,146.74
						10-007-57750	Small Equipment & Furniture-EMS	\$17.27
						Totals for NORTH AMERICAN RESCUE, LLC:		\$4,271.20
NUTT, KEVIN L.	1/18/2017	NUT011817		2/10/2017	PER DIEM EMS TODAY CONF 02/22/17-02/26/17	10-000-14900	Prepaid Expenses-BS	\$252.50
						Totals for NUTT, KEVIN L.:		\$252.50
OGH SERVICE CO. INC	12/6/2016	39528	89884	12/14/2016	SERVICE WORK TO REPLACE FLAME ROD ON 3 BOILERS	10-016-55600	Maintenance & Repairs-Buildings-Facil	\$1,091.06
	1/10/2017	39756		2/9/2017	MOTOR FOR MIXING BOX	10-016-55600	Maintenance & Repairs-Buildings-Facil	\$690.00
						Totals for OGH SERVICE CO. INC:		\$1,781.06
OPTIMUM COMPUTER SOLUTIONS, IN	12/15/2016	INV0000080794	89939	12/20/2016	HPQ 16GB MEM KIT	10-015-53100	Computer Supplies/Non-Cap.-Information T	\$3,248.00
	12/21/2016	INV0000080848	90163	12/28/2016	HPE SFP + TRANSCEIVER MODULE	10-015-53100	Computer Supplies/Non-Cap.-Information T	\$1,102.00
	12/9/2016	INV0000080718	90226	1/4/2017	1 YEAR BARRACUDA ENERGIZE UPDATES	10-015-53000	Computer Maintenance-Information Techno	\$1,998.00
	12/4/2016	INV0000080701	90226	1/4/2017	SERVICE LABOR	10-015-57100	Professional Fees-Information Technology	\$8,653.75
	12/18/2016	INV0000080941	90313	1/11/2017	SERVICE LABOR	10-015-57100	Professional Fees-Information Technology	\$9,545.00
	12/10/2016	INV0000080940	90313	1/11/2017	SERVICE LABOR	10-015-57100	Professional Fees-Information Technology	\$8,768.75
	12/7/2016	45800	90313	1/11/2017	SSL CERTIFICATION - 3 YEARS 12/4/16-12/4/19	10-015-52700	Business Licenses-Information Technology	\$435.00
	12/8/2016	45813	90313	1/11/2017	SSL CERTIFICATION - 3 YEARS 12/8/16-12/10/19	10-015-52700	Business Licenses-Information Technology	\$435.00
	12/7/2016	45801	90313	1/11/2017	SSL CERTIFICATION - 3 YEARS 12/7/16-12/8/19	10-015-52700	Business Licenses-Information Technology	\$435.00
	1/1/2017	INV0000081070	90387	1/18/2017	SERVICE LABOR	10-015-57100	Professional Fees-Information Technology	\$7,963.75
	1/16/2017	INV0000081214	90387	1/18/2017	HP DUAL PORT600GB	10-015-53100	Computer Supplies/Non-Cap.-Information T	\$1,488.00
	1/10/2017	INV0000081133	90387	1/18/2017	BARRACUDA - 1 YEAR INSTANT REPLACEMENT	10-015-53000	Computer Maintenance-Information Techno	\$429.00
	1/16/2017	INV0000081220	90387	1/18/2017	FOASSY DUP LC/FIBER	10-015-53100	Computer Supplies/Non-Cap.-Information T	\$439.00
						Totals for OPTIMUM COMPUTER SOLUTIONS, INC.:		\$44,940.25
OPTUM HEALTH BANK	12/19/2016	OPT121916	2343	12/19/2016	EMPLOYEE HSA ET FUNDING DECEMBER 2016	10-000-21595	P/R-Health Savings-BS-BS	\$7,233.11
	12/19/2016	OPT121916B	2344	12/19/2016	EMPLOYEE HSA ET FUNDING DECEMBER 2016-INITIAL FU!	10-000-21595	P/R-Health Savings-BS-BS	\$57.69
	12/19/2016	OPT122116	2345	12/21/2016	EMPLOYEE HSA ET FUNDING DECEMBER 2016-INITIAL FU!	10-007-51700	Health & Dental-EMS	\$187.50
	12/31/2016	OPT121216	2350	12/31/2016	EMPLOYEE HSA ET FUNDING DECEMB 2016 - INITIAL FUNI	10-007-51700	Health & Dental-EMS	\$562.50
	1/3/2017	OPT122816	2502	1/3/2017	EMPLOYEE HSA ET FUNDING DECEMBER 2016	10-000-21595	P/R-Health Savings-BS-BS	\$7,107.55
	1/18/2017	OPT011817	2501	1/20/2017	EMPLOYEE HSA ET FUNDING JANUARY 2017	10-000-21595	P/R-Health Savings-BS-BS	\$7,024.81
						Totals for OPTUM HEALTH BANK:		\$22,173.16
O'REILLY AUTO PARTS	12/13/2016	0408-248025			CREDIT/0408-247987	10-010-59050	Vehicle-Parts-Fleet	(\$61.74)
	12/12/2016	0408-247778			CREDIT/0408-231638	10-010-59050	Vehicle-Parts-Fleet	(\$25.00)
	12/12/2016	0408-247782			CREDIT/0408-242876	10-010-59050	Vehicle-Parts-Fleet	(\$18.59)
	12/12/2016	0408-247780			CREDIT/0408-242876	10-010-59050	Vehicle-Parts-Fleet	(\$13.18)
	12/16/2016	0408-249552			CREDIT/0408-247987	10-010-59050	Vehicle-Parts-Fleet	(\$68.03)
	12/6/2016	0408-245511	89883	12/14/2016	VEHICLE PARTS	10-010-59050	Vehicle-Parts-Fleet	\$156.98
	12/13/2016	0408-248116	90162	12/28/2016	VEHICLE PARTS	10-010-59050	Vehicle-Parts-Fleet	\$155.27
	12/12/2016	0408-247558		1/12/2017	VEHICLE PARTS	10-010-59050	Vehicle-Parts-Fleet	\$15.74
	12/13/2016	0408-247987	90162	12/28/2016	VEHICLE PARTS	10-010-59050	Vehicle-Parts-Fleet	\$574.45
	12/27/2016	0408-253317	90312	1/11/2017	VEHICLE PARTS	10-010-59050	Vehicle-Parts-Fleet	\$228.59
	12/14/2016	0408-248696		1/14/2017	VEHICLE PARTS	10-010-59050	Vehicle-Parts-Fleet	\$65.97
	1/11/2017	0408-259164		2/11/2017	VEHICLE PARTS	10-010-59050	Vehicle-Parts-Fleet	\$1,367.74

Montgomery County Hospital District
Invoice Expense Allocation Report
Board Meeting 01/24/17- Paid Invoices

Vendor Name	Invoice Date	Invoice No.	Payment No.	Payment Date	Invoice Description	Account No.	Account Description	Amount
							Totals for O'REILLY AUTO PARTS:	\$2,378.20
OVERSTREET, DAVID F	1/12/2017	OVE011217	90388	1/18/2017	TUITION REIMBURSEMENT - FALL 2016	10-025-58550	Tuition Reimbursement-Human	\$3,407.87
							Totals for OVERSTREET, DAVID F:	\$3,407.87
OWENS & MINOR	12/21/2016	2023567424	90227	1/4/2017	COVER PROBE CLEAR	10-008-53900	Disposable Medical Supplies-Mater	\$176.66
							Totals for OWENS & MINOR:	\$176.66
P & W SERVICE CENTER	12/15/2016	58038	90315	1/11/2017	MONITOR 5 REPAIR PLUS CHIP	10-004-57200	Radio Repairs - Outsourced (Depot)-Radio	\$153.25
							Totals for P & W SERVICE CENTER:	\$153.25
PANORAMA, CITY OF	1/1/2017	1020159006 12/21/16	90228	1/4/2017	STATION 14 11/23/16 - 12/21/16	10-016-58800	Utilities-Facil	\$58.08
							Totals for PANORAMA, CITY OF:	\$58.08
PARENT, CARTER	1/18/2017	PAR011817	90376	1/18/2017	MONIES OWED TO EMPLOYEE	10-000-21400	Accrued Payroll-BS	\$56.79
							Totals for PARENT, CARTER:	\$56.79
PATRICK, CASEY	1/1/2017	PAT010517	90389	1/18/2017	ASSISSTANT MEDICAL DIRECTOR 12/1/16-12/31/16	10-009-57100	Professional Fees-OMD	\$5,280.00
							Totals for PATRICK, CASEY:	\$5,280.00
PAYOR LOGIC, INC.	12/8/2016	INV-4972	90164	12/28/2016	MONTHLY FEE/PAYMENT ADVISOR/ADDRESS CHECKER/II	10-011-52900	Collection Fees-Bill	\$4,329.00
							Totals for PAYOR LOGIC, INC.:	\$4,329.00
PERFORMANCE TINTERS	1/11/2017	11308		2/11/2017	TINT - DODGE CAB & CHASSIS TRUCK	10-010-52755	Capital Purchase - Vehicles-Fleet	\$125.00
							Totals for PERFORMANCE TINTERS:	\$125.00
PERRY, BRYAN	1/3/2017	PER010317	90316	1/11/2017	TUITION REIMBURSEMENT	10-025-58550	Tuition Reimbursement-Human	\$5,000.00
							Totals for PERRY, BRYAN:	\$5,000.00
PITNEY BOWES INC (POB 371896)postag	12/16/2016	04765611 12/16/16	90165	12/28/2016	ACCT #8000-9090-0476-5611 11/17/16 - 12/14/16	10-008-56900	Postage-Meter	\$1,510.00
	1/16/2017	04765611 01/16/17		2/12/2017	ACCT #8000-9090-0476-5611 12/19/16 - 01/12/17	10-008-56900	Postage-Meter	\$904.00
							Totals for PITNEY BOWES INC (POB 371896)postage:	\$2,414.00
POSTMASTER	1/11/2017	78004001 01/11/17	90390	1/18/2017	REFILL BRM ACCOUNT	10-008-56900	Postage-Meter	\$300.00
							Totals for POSTMASTER:	\$300.00
PRE CHECK, INC.	12/31/2016	9188588	90391	1/18/2017	ACCT #1213 BACKGROUND CHECKS	10-025-57300	Recruit/Investigate-Human	\$438.90
							Totals for PRE CHECK, INC.:	\$438.90
PREMIERE GLOBAL SERVICES	12/5/2016	1754 12/2016 \$109.03	2316	12/14/2016	10/13/16 - 11/12/16	10-015-58310	Telephones-Service-Information Technology	\$109.03
	1/5/2017	1754 01/19 \$277.59	2400	1/19/2017	ACCT #8071370	10-015-58310	Telephones-Service-Information Technology	\$277.59
							Totals for PREMIERE GLOBAL SERVICES:	\$386.62
PRESSLEY, SHAWN	1/3/2017	PRE010317	90317	1/11/2017	TUITION REIMBURSEMENT - FALL 2016	10-025-58550	Tuition Reimbursement-Human	\$3,759.80

Montgomery County Hospital District
Invoice Expense Allocation Report
 Board Meeting 01/24/17- Paid Invoices

Vendor Name	Invoice Date	Invoice No.	Payment No.	Payment Date	Invoice Description	Account No.	Account Description	Amount
Totals for PRESSLEY, SHAWN:								\$3,759.80
PRESSWOOD, ASHLEY	12/6/2016	PRE1201616	89737	12/7/2016	MILEAGE REIMBURSEMENT EMS BREAKFAST 11/16/16	10-007-56200	Mileage Reimbursements-EMS	\$23.87
Totals for PRESSWOOD, ASHLEY:								\$23.87
PWW	1/5/2017	6006 01/19 \$199.00	2401	1/19/2017	FACILITY CONTRACTING TOOL KIT/JARED	10-007-52600	Books/Materials-EMS	\$199.00
Totals for PWW:								\$199.00
READY REFRESH BY NESTLE	12/5/2016	1754 12/20/16 \$1.99	2317	12/14/2016	ACCT# 3712 STATION 41 10/11/16-11/10/16	10-008-57900	Station Supplies-Mater	\$1.99
	12/5/2016	1754 12/20/16 \$11.96	2318	12/14/2016	ACCT# 3332 STATION 30 10/17/16-11/16/16	10-008-57900	Station Supplies-Mater	\$11.96
	12/5/2016	1754 12/20/16 \$16.94	2319	12/14/2016	ACCT# 0192 STATION 14 10/11/16-11/10/16	10-008-57900	Station Supplies-Mater	\$16.94
	12/5/2016	1754 12/20/16 \$18.93	2320	12/15/2016	ACCT# 3399 STATION 31 10/09/16-11/08/16	10-008-57900	Station Supplies-Mater	\$18.93
	12/5/2016	1754 12/20/16 \$19.44	2321	12/14/2016	ACCT# 0924 STATION 11 10/11/16-11/10/16	10-008-57900	Station Supplies-Mater	\$19.44
	12/5/2016	1754 12/20/16 \$20.93	2322	12/14/2016	ACCT# 1062 STATION 10/11/16-11/10/16	10-008-57900	Station Supplies-Mater	\$20.93
	12/5/2016	1754 12/20/16 \$26.42	2323	12/14/2016	ACCT# 2599 STATION 23 10/13/16-11/12/16	10-008-57900	Station Supplies-Mater	\$26.42
	12/5/2016	1754 12/20/16 \$27.91	2324	12/14/2016	ACCT# 2532 STATION 22 10/11/16-11/10/16	10-008-57900	Station Supplies-Mater	\$27.91
	12/5/2016	1754 12/20/16 \$30.40	2325	12/14/2016	ACCT# 3597 STATION 32 10/11/16-11/10/16	10-008-57900	Station Supplies-Mater	\$30.40
	12/5/2016	1754 12/20/16 \$45.36	2326	12/14/2016	ACCT# 3738 STATION 42 10/11/16-11/10/16	10-008-57900	Station Supplies-Mater	\$45.36
	12/5/2016	1754 12/20/16 \$48.56	2327	12/14/2016	ACCT# 3654 STATION 33 10/11/16-11/10/16	10-008-57900	Station Supplies-Mater	\$48.56
	12/5/2016	1754 12/20/16 \$53.83	2328	12/14/2016	ACCT# 3670 STATION 34 10/11/16-11/10/16	10-008-57900	Station Supplies-Mater	\$53.83
	12/5/2016	1754 12/20/16 \$54.35	2329	12/14/2016	ACCT# 0957 MCHD 10/23/16-11/22/16	10-008-57900	Station Supplies-Mater	\$54.35
	12/5/2016	1754 12/20/16 \$74.77	2330	12/14/2016	ACCT# 3225 STATION 24 10/11/16-11/10/16	10-008-57900	Station Supplies-Mater	\$74.77
	12/5/2016	1754 12/20/16 \$116.34	2331	12/14/2016	ACCT#028100681 STATION 30 11/25/16	10-016-58800	Utilities-Facil	\$116.34
	12/5/2016	1754 12/20/16 \$123.37	2303	12/14/2016	ACCT# 052835057 STATION 40 11/11/16	10-016-58800	Utilities-Facil	\$123.37
	1/5/2017	1754 01/19 \$33.90	2402	1/19/2017	ACCT #3076 STATION 45	10-008-57900	Station Supplies-Mater	\$33.90
	1/5/2017	1754 01/19 \$27.91	2403	1/19/2017	ACCT #0916 STATION 10	10-008-57900	Station Supplies-Mater	\$27.91
	1/5/2017	1754 01/19 \$22.93	2404	1/19/2017	ACCT #3704 STATION 40	10-008-57900	Station Supplies-Mater	\$22.93
	1/5/2017	1754 01/19 \$64.81	2405	1/19/2017	ACCT #0965 STATION 12	10-008-57900	Station Supplies-Mater	\$64.81
	1/5/2017	1754 01/19 \$18.93	2406	1/19/2017	ACCT #3399 STATION 31	10-008-57900	Station Supplies-Mater	\$18.93
	1/5/2017	1754 01/19 \$26.92	2407	1/19/2017	ACCT #3076 STATION 45	10-008-57900	Station Supplies-Mater	\$26.92
	1/5/2017	1754 01/19 \$20.93	2408	1/19/2017	ACCT #1062 STATION 10	10-008-57900	Station Supplies-Mater	\$20.93
	1/5/2017	1754 01/19 \$30.40	2409	1/19/2017	ACCT #3738 STATION 42	10-008-57900	Station Supplies-Mater	\$30.40
	1/5/2017	1754 01/19 \$22.44	2410	1/19/2017	ACCT #3712 STATION 41	10-008-57900	Station Supplies-Mater	\$22.44
	1/5/2017	1754 01/19 \$28.40	2411	1/19/2017	ACCT #0924 STATION 11	10-008-57900	Station Supplies-Mater	\$28.40
	1/5/2017	1754 01/19 \$14.95	2412	1/19/2017	ACCT #3597 STATION 32	10-008-57900	Station Supplies-Mater	\$14.95
	1/5/2017	1754 01/19 \$16.94	2413	1/19/2017	ACCT #0192 STATION 14	10-008-57900	Station Supplies-Mater	\$16.94
	1/5/2017	1754 01/19 \$74.77	2414	1/19/2017	ACCT #3225 STATION 24	10-008-57900	Station Supplies-Mater	\$74.77
	1/5/2017	1754 01/19 \$1.99	2415	1/19/2017	ACCT #3712 STATION 41	10-008-57900	Station Supplies-Mater	\$1.99
	1/5/2017	1754 01/19 \$24.42	2416	1/19/2017	ACCT #0916 STATION 10	10-008-57900	Station Supplies-Mater	\$24.42
	1/5/2017	1754 01/19 \$31.40	2417	1/19/2017	ACCT #1039 STATION 20	10-008-57900	Station Supplies-Mater	\$31.40
	1/5/2017	1754 01/19 \$33.40	2418	1/19/2017	ACCT #3670 STATION 34	10-008-57900	Station Supplies-Mater	\$33.40
	1/5/2017	1754 01/19 \$15.95	2419	1/19/2017	ACCT #2599 STATION 23	10-008-57900	Station Supplies-Mater	\$15.95
	1/5/2017	1754 01/19 \$50.34	2420	1/19/2017	ACCT #3332 STATION 30	10-008-57900	Station Supplies-Mater	\$50.34
	1/5/2017	1754 01/19 \$5.49	2421	1/19/2017	ACCT #0957 FLEET	10-008-57900	Station Supplies-Mater	\$5.49
	1/5/2017	1754 01/19 \$27.91	2422	1/19/2017	ACCT #2532 STATION 22	10-008-57900	Station Supplies-Mater	\$27.91
	1/5/2017	1754 01/19 \$22.93	2423	1/19/2017	ACCT #3704 STATION 40	10-008-57900	Station Supplies-Mater	\$22.93

Montgomery County Hospital District
Invoice Expense Allocation Report
 Board Meeting 01/24/17- Paid Invoices

Vendor Name	Invoice Date	Invoice No.	Payment No.	Payment Date	Invoice Description	Account No.	Account Description	Amount
	1/5/2017	1754 01/19 \$22.93	2424	1/19/2017	ACCT #3704	10-008-57900	Station Supplies-Mater	\$22.93
							Totals for READY REFRESH BY NESTLE:	\$1,332.49
RELIANT ENERGY	12/5/2016	184002644547	89890	12/14/2016	STATION 41 10/28/16 - 11/30/16	10-016-58800	Utilities-Facil	\$9.16
	12/5/2016	1754 12/20/16 \$59.47	2333	12/14/2016	ACCT#703320333 STATION 40 09/27/16-10/26-16	10-016-58800	Utilities-Facil	\$59.47
	12/5/2016	1754 12/2016 \$791.96	2334	12/14/2016	ACCT#91123703 STATION 40 09/27/16-10/26/16	10-016-58800	Utilities-Facil	\$791.96
	12/13/2016	111017477679	89943	12/20/2016	STATION 41 10/28/16 - 11/30/16	10-016-58800	Utilities-Facil	\$398.51
	1/4/2017	152003764900	90318	1/11/2017	MAGNOLIA TOWER 11/28/16 - 12/29/16	10-004-58800	Utilities-Radio	\$676.07
	1/4/2017	203000577827	90319	1/11/2017	MAGNOLIA TOWER 11/28/16 - 12/29/16	10-004-58800	Utilities-Radio	\$107.38
	1/6/2017	140004037047	90392	1/18/2017	STATION 41 11/30/16 - 01/03/17	10-016-58800	Utilities-Facil	\$12.84
	1/5/2017	1754 01/19 \$696.19	2425	1/19/2017	ACCT #91123703 STATION 40	10-016-58800	Utilities-Facil	\$696.19
	1/5/2017	1754 01/19 \$55.74	2426	1/19/2017	ACCT #703320333 STATIO 40	10-016-58800	Utilities-Facil	\$55.74
							Totals for RELIANT ENERGY:	\$2,807.32
REVERTECH SOLUTIONS, LLC	12/5/2016	4549 12/2016 \$545.70	2335	12/14/2016	DRIVECAM REPAIRS	10-010-57650	Repair-Equipment-Fleet	\$545.70
							Totals for REVERTECH SOLUTIONS, LLC:	\$545.70
RICHENBERGER, ERIK	1/3/2017	RIC010317	90320	1/11/2017	TUITION REIMBURSEMENT - FALL 2016	10-025-58550	Tuition Reimbursement-Human	\$276.80
							Totals for RICHENBERGER, ERIK:	\$276.80
ROGUE WASTE RECOVERY & ENVIRO	1/1/2017	1654061	90393	1/18/2017	USED OIL FILTERS	10-010-54800	Hazardous Waste Removal-Fleet	\$25.00
							Totals for ROGUE WASTE RECOVERY & ENVIRONMENTAL, INC:	\$25.00
ROMBERG, BENJAMIN	1/4/2017	ROM010417	90321	1/11/2017	TUITION REIMBURSEMENT/FALL 2016	10-025-58550	Tuition Reimbursement-Human	\$4,158.40
							Totals for ROMBERG, BENJAMIN:	\$4,158.40
RYSZ STORAGE BATTERY CO.	12/9/2016	110443	90168	12/28/2016	STREAMLIGHT FLASHLIGHT	10-008-54200	Durable Medical Equipment-Mater	\$259.90
						10-008-54200	Durable Medical Equipment-Mater	\$21.81
	12/15/2016	110178A	90230	1/4/2017	LITEBOX VEHICLE MOUNT SYSTEM	10-008-54200	Durable Medical Equipment-Mater	\$259.90
						10-008-54200	Durable Medical Equipment-Mater	\$21.01
							Totals for RYSZ STORAGE BATTERY CO.:	\$562.62
S.A.F.E. DRUG TESTING	12/21/2016	14625	90169	12/28/2016	EMPLOYEE DRUG TESTING 11/01/16 - 11/30/16	10-025-57300	Recruit/Investigate-Human	\$1,935.00
							Totals for S.A.F.E. DRUG TESTING:	\$1,935.00
SAFE KIDS	1/4/2017	SAF123116	90231	1/4/2017	NATIONAL CHILD PASSENGER SAFETY RE-CERTIFICATIO	10-009-52700	Business Licenses-OMD	\$50.00
							Totals for SAFE KIDS:	\$50.00
SAFE SITTER, INC.	1/6/2017	56625		2/6/2017	CURRICULUM UPDATE PACKAGE/STUDENT HANDBOOK	10-009-52600	Books/Materials-OMD	\$538.00
							Totals for SAFE SITTER, INC.:	\$538.00
SAFETY-KLEEN CORP.	12/13/2016	72102799	90170	12/28/2016	30G PARTS WASHER SOLVENT	10-010-54500	Equipment Rental-Fleet	\$148.32
	1/11/2017	72362586		2/11/2017	30G PARTS WASHER SOLVENT	10-010-54500	Equipment Rental-Fleet	\$148.32
							Totals for SAFETY-KLEEN CORP.:	\$296.64
SAM'S CLUB DIRECT	12/5/2016	6006 12/05 \$25.89			WALMART/CREDIT	10-008-57900	Station Supplies-Mater	(\$25.89)

Montgomery County Hospital District
Invoice Expense Allocation Report
 Board Meeting 01/24/17- Paid Invoices

Vendor Name	Invoice Date	Invoice No.	Payment No.	Payment Date	Invoice Description	Account No.	Account Description	Amount
	12/5/2016	6006 12/20/16 \$29.94	2336	12/14/2016	GIFT CARDS-HCAP	10-002-54450	Employee Recognition-PA	\$29.94
	12/5/2016	6006 12/20 \$29.94	2336	12/14/2016	GIFT CARDS-HCAP	10-002-54450	Employee Recognition-PA	\$29.94
	12/20/2016	ST 12/20/16 \$205.59	90171	12/28/2016	STATION SUPPLIES	10-008-57900	Station Supplies-Mater	\$205.59
	12/20/2016	ST 12/20/16 \$230.69	90171	12/28/2016	AWARD BANQUET SUPPLIES	10-025-54450	Employee Recognition-Human	\$230.69
	12/20/2016	ST 12/20/16 \$1.74	90171	12/28/2016	SAVE REUNION PHOTOS	10-009-54450	Employee Recognition-OMD	\$1.74
	12/20/2016	ST 12/20/16 \$3.48	90171	12/28/2016	SAVE REUNION PHOTOS	10-009-54450	Employee Recognition-OMD	\$3.48
	12/20/2016	ST 12/20/16 \$436.20	90171	12/28/2016	STATION SUPPLIES	10-008-57900	Station Supplies-Mater	\$436.20
	12/20/2016	ST 12/20/16 \$331.16	90171	12/28/2016	STATION SUPPLIES	10-008-57900	Station Supplies-Mater	\$331.16
	12/20/2016	ST 12/20/16 \$11.90	90171	12/28/2016	AWARD BANQUET PHOTOS	10-025-54450	Employee Recognition-Human	\$11.90
	12/20/2016	ST 12/20/16 \$453.14	90171	12/28/2016	STATION SUPPLIES	10-008-57900	Station Supplies-Mater	\$453.14
							Totals for SAM'S CLUB DIRECT:	\$1,707.89
SAN ANTONIO EQUIPMENT REPAIR	1/16/2017	53915	90394	1/18/2017	AMBULANCE MAINTENANCE/REPAIR POWER DOOR LOCK	10-010-52755	Capital Purchase - Vehicles-Fleet	\$1,250.00
							Totals for SAN ANTONIO EQUIPMENT REPAIR:	\$1,250.00
SCHAEFFER MANUFACTURING COMP	1/3/2017	SK4138	90395	1/18/2017	DIESEL TREAT	10-010-56400	Oil & Lubricants-Fleet	\$435.81
							Totals for SCHAEFFER MANUFACTURING COMPANY:	\$435.81
SHRED-IT USA LLC	12/15/2016	8121404192	90232	1/4/2017	ACCT #13034336 SERVICE DATE 11/30/16	10-026-56500	Other Services-Recor	\$212.95
							Totals for SHRED-IT USA LLC:	\$212.95
SMITHS MEDICAL ASD, INC	1/3/2017	14724631	90396	1/18/2017	REPAIR OF VENT-PAD TEMP MGMT LABOR	10-008-54200	Durable Medical Equipment-Mater	\$295.00
							Totals for SMITHS MEDICAL ASD, INC:	\$295.00
SOLARWINDS, INC	1/6/2017	IN307718		2/5/2017	OUT OF MAINTENANCE UPGRADE FOR SOLARWINDS NET	10-015-53050	Computer Software-Information Technology	\$1,826.82
							Totals for SOLARWINDS, INC:	\$1,826.82
SPLENDORA, CITY OF	12/31/2016	1010135000 12/31/16	90323	1/11/2017	STATION 31 11/29/16 - 12/29/16	10-016-58800	Utilities-Facil	\$41.00
							Totals for SPLENDORA, CITY OF:	\$41.00
SPOK - USA MOBILITY WIRELESS, INC	1/1/2017	A0275033M	90324	1/11/2017	ACCT #0275033-9 01/01/17 - 01/31/17	10-007-56700	Paging System-EMS	\$345.50
							Totals for SPOK - USA MOBILITY WIRELESS, INC:	\$345.50
STANDARD INSURANCE COMPANY (P	12/6/2016	160-160682-2/10 DEC	2278	12/6/2016	VISION PREMIUM (FUND 10) 12/01/16 - 12/31/16	10-001-51700	Health & Dental-Admin	\$52.26
						10-002-51700	Health & Dental-PA	\$158.08
						10-004-51700	Health & Dental-Radio	\$50.76
						10-005-51700	Health & Dental-Accou	\$42.57
						10-006-51700	Health & Dental-Alarm	\$200.55
						10-007-51700	Health & Dental-EMS	\$1,938.43
						10-008-51700	Health & Dental-Matls. Mgmt.	\$64.44
						10-009-51700	Health & Dental-OMD	\$150.87
						10-010-51700	Health & Dental-Fleet	\$82.76
						10-011-51700	Health & Dental-Bill	\$150.09
						10-015-51700	Health & Dental-Information Technology	\$32.44
						10-016-51700	Health & Dental-Facil	\$40.62
						10-025-51700	Health & Dental-Human	\$52.26

Montgomery County Hospital District
Invoice Expense Allocation Report
 Board Meeting 01/24/17- Paid Invoices

Vendor Name	Invoice Date	Invoice No.	Payment No.	Payment Date	Invoice Description	Account No.	Account Description	Amount
						10-026-51700	Health & Dental-Recor	\$30.50
						10-027-51700	Health & Dental-Emerg	\$16.92
						10-039-51700	Health & Dental-Param	\$59.48
	12/6/2016	160-160682-1/10 DEC	2281	12/6/2016	DENTAL PREMIUMS (FUND 10) 12/01/16 - 12/31/16	10-001-51700	Health & Dental-Admin	\$303.57
						10-002-51700	Health & Dental-PA	\$827.55
						10-004-51700	Health & Dental-Radio	\$327.69
						10-005-51700	Health & Dental-Accou	\$236.66
						10-006-51700	Health & Dental-Alarm	\$1,181.07
						10-007-51700	Health & Dental-EMS	\$10,953.42
						10-008-51700	Health & Dental-Matls. Mgmt.	\$295.94
						10-009-51700	Health & Dental-OMD	\$911.95
						10-010-51700	Health & Dental-Fleet	\$497.91
						10-011-51700	Health & Dental-Bill	\$686.33
						10-015-51700	Health & Dental-Information Technology	\$264.46
						10-016-51700	Health & Dental-Facil	\$238.37
						10-025-51700	Health & Dental-Human	\$266.17
						10-026-51700	Health & Dental-Recor	\$164.83
						10-027-51700	Health & Dental-Emerg	\$109.23
						10-039-51700	Health & Dental-Param	\$338.00
						Totals for STANDARD INSURANCE COMPANY (POB 645311):		\$20,726.18
STANLEY LAKE M.U.D.	1/1/2017	00009834 12/30/16	90233	1/4/2017	STATION 43 11/29/16 - 12/27/16	10-016-58800	Utilities-Facil	\$79.09
	1/1/2017	00009836 12/30/16	90233	1/4/2017	STATION 43 11/29/16 - 12/27/16	10-016-58800	Utilities-Facil	\$3.76
						Totals for STANLEY LAKE M.U.D.:		\$82.85
STAPLES ADVANTAGE	1/1/2017	3325751835 12/31/16			CREDIT/3325751829	10-008-57900	Station Supplies-Mater	(\$66.82)
	1/1/2017	3325751824 12/31/16			CREDIT/3325751822	10-008-57900	Station Supplies-Mater	(\$3.92)
	1/1/2017	3325751826A 12/31/16	90397	1/18/2017	OFFICE SUPPLIES	10-008-56300	Office Supplies-Matls. Mgmt.	\$235.20
	1/1/2017	3325751826B 12/31/16	90397	1/18/2017	OFFICE SUPPLIES	10-008-56300	Office Supplies-Matls. Mgmt.	\$276.19
	1/1/2017	3325751819A 12/31/16	90397	1/18/2017	OFFICE SUPPLIES	10-008-56300	Office Supplies-Matls. Mgmt.	\$515.69
	1/1/2017	3325751843 12/31/16	90397	1/18/2017	OFFICE/STATION SUPPLIES	10-008-56300	Office Supplies-Matls. Mgmt.	\$241.51
						10-008-57900	Station Supplies-Mater	\$127.28
	1/1/2017	3325751813 12/31/16	90397	1/18/2017	DESK CHAIRS	10-008-57750	Small Equipment & Furniture-Matls. Mgmt.	\$3,896.64
	1/1/2017	3325751810 12/31/16	90397	1/18/2017	DESK CHAIRS	10-006-57750	Small Equipment & Furniture-Alarm	\$2,125.44
						10-007-57750	Small Equipment & Furniture-EMS	\$708.48
	1/1/2017	3325751829 12/31/16	90397	1/18/2017	STATION SUPPLIES	10-008-57900	Station Supplies-Mater	\$257.44
	1/1/2017	3325751832 12/31/16	90397	1/18/2017	STATION SUPPLIES	10-008-57900	Station Supplies-Mater	\$27.49
	1/1/2017	3325751816 12/31/16	90397	1/18/2017	OFFICE SUPPLIES	10-009-52600	Books/Materials-OMD	\$39.99
	1/1/2017	3325751815 12/31/16	90398	1/18/2017	OFFICE SUPPLIES	10-008-57900	Station Supplies-Mater	\$43.99
						10-009-52600	Books/Materials-OMD	\$31.98
	1/1/2017	33525751837 12/31/16		1/30/2017	OFFICE SUPPLIES	10-008-57900	Station Supplies-Mater	\$66.82
	1/1/2017	3325751822 12/31/16	90398	1/18/2017	OFFICE SUPPLIES	10-008-57900	Station Supplies-Mater	\$9.91
						Totals for STAPLES ADVANTAGE:		\$8,533.31
STARBUCKS	1/5/2017	9435 01/19 \$34.75	2427	1/19/2017	M24 CREW DEBRIEF POST PEDI ARRES	10-007-55900	Meals - Business and Travel-EMS	\$34.75
						Totals for STARBUCKS:		\$34.75

Montgomery County Hospital District
Invoice Expense Allocation Report
Board Meeting 01/24/17- Paid Invoices

Vendor Name	Invoice Date	Invoice No.	Payment No.	Payment Date	Invoice Description	Account No.	Account Description	Amount
STERICYCLE, INC	1/1/2017	4006791551	90399	1/18/2017	ACCT #2055356 JAN 2017	10-008-52500	Bio-Waste Removal-Mater	\$235.96
						10-008-52500	Bio-Waste Removal-Mater	\$1,418.99
						10-008-52500	Bio-Waste Removal-Mater	\$157.42
						10-008-52500	Bio-Waste Removal-Mater	\$163.21
						10-008-52500	Bio-Waste Removal-Mater	\$235.96
						10-008-52500	Bio-Waste Removal-Mater	\$163.21
						10-008-52500	Bio-Waste Removal-Mater	\$203.93
						10-008-52500	Bio-Waste Removal-Mater	\$163.21
						10-008-52500	Bio-Waste Removal-Mater	\$163.21
						10-008-52500	Bio-Waste Removal-Mater	\$211.71
						10-008-52500	Bio-Waste Removal-Mater	\$157.42
						10-008-52500	Bio-Waste Removal-Mater	\$163.21
						10-008-52500	Bio-Waste Removal-Mater	\$163.21
						10-008-52500	Bio-Waste Removal-Mater	\$153.50
						10-008-52500	Bio-Waste Removal-Mater	\$635.13
						10-008-52500	Bio-Waste Removal-Mater	\$378.39
Totals for STERICYCLE, INC:								\$4,767.67
STEWART ORGANIZATION	12/31/2016	1178202	90400	1/18/2017	ACCT #1110518 COPIER USAGE 12/25/16-01/24/17	10-015-55400	Leases/Contracts-Information Technology	\$1,304.59
						Totals for STEWART ORGANIZATION:		
STOWE'S WRECKER SERVICE	12/8/2016	33520	90234	1/4/2017	FRONT BUMPER COVER/PAINT & MATERIAL/LABOR	10-010-59000	Vehicle-Outside Services-Fleet	\$1,696.13
						Totals for STOWE'S WRECKER SERVICE:		
STRYKER SALES CORPORATION	12/9/2016	2067527M	89896	12/14/2016	MEDICAL EQUIPMENT	10-008-54200	Durable Medical Equipment-Mater	\$839.94
						10-008-54200	Durable Medical Equipment-Mater	\$5.24
	12/29/2016	2079306M	90401	1/18/2017	STAIR PRO/HEAD SUPPORT OPTION	10-008-54200	Durable Medical Equipment-Mater	\$3,058.16
						10-008-52754	Capital Purchase - Equipment-Mater	\$65.36
	12/29/2016	2079307M	90401	1/18/2017	WAIST RESTRAINT	10-008-54200	Durable Medical Equipment-Mater	\$694.08
Totals for STRYKER SALES CORPORATION:								\$4,667.47
SUDDENLINK	12/12/2016	717712401 12/12/16	89944	12/20/2016	STATION 14 12/21/16 - 01/20/17	10-016-58800	Utilities-Facil	\$51.07
						10-015-58310	Telephones-Service-Information Technology	\$79.95
	12/12/2016	714445701 12/12/16	89945	12/20/2016	MCHD CAMPUS 12/21/16 - 01/20/16	10-016-58800	Utilities-Facil	\$194.47
	12/22/2016	719772101 12/22/16	90175	12/28/2016	STATION 30 01/01/17 - 01/31/17	10-015-58310	Telephones-Service-Information Technology	\$104.71
	12/22/2016	709532001 12/22/16	90176	12/28/2016	STATION 13 01/01/17 - 01/31/17	10-016-58800	Utilities-Facil	\$50.08
Totals for SUDDENLINK:								\$566.25
SULLIVAN, WAYDE	12/19/2016	SUL121916	89946	12/20/2016	MILEAGE REIMBURSEMENT 10/19/16 - 11/30/16	10-010-56200	Mileage Reimbursements-Fleet	\$199.10
						Totals for SULLIVAN, WAYDE:		
SUPERSHUTTLE	12/5/2016	7809 12/05 \$ 9.80			CREDIT	10-001-53150	Conferences - Fees, Travel, & Meals-Admin	(\$9.80)

Montgomery County Hospital District
Invoice Expense Allocation Report
Board Meeting 01/24/17- Paid Invoices

Vendor Name	Invoice Date	Invoice No.	Payment No.	Payment Date	Invoice Description	Account No.	Account Description	Amount
	12/5/2016	7809 12/20/16 \$37.00	2337	12/14/2016	SHUTTLE/LASERFICHE X1	10-026-53150	Conferences - Fees, Travel, & Meals-Recor	\$37.00
	12/5/2016	7809 12/20/16 \$96.00	2337	12/14/2016	SHUTTLE/LASERFICHE	10-001-53150	Conferences - Fees, Travel, & Meals-Admin	\$96.00
							Totals for SUPERSHUTTLE:	\$123.20
SUTTON, LAUREL	12/16/2016	SUT121616	89913	12/16/2016	EMPLOYEE OWED ONE TIME LUMP SUM EQUAL TO 3% OF	10-000-21400	Accrued Payroll-BS	\$1,561.90
							Totals for SUTTON, LAUREL:	\$1,561.90
SYMBOLARTS, LLC	12/21/2016	0272317-IN	90235	1/4/2017	CAAS CHALLENGE COIN	10-007-57000	Printing Services-EMS	\$3,375.00
						10-007-57000	Printing Services-EMS	\$110.00
							Totals for SYMBOLARTS, LLC:	\$3,485.00
SYNDAVER LABS, INC	12/20/2016	MCH-I-122016-01	90236	1/4/2017	CIRC REPLACEMENT TISSUES	10-009-58500	Training/Related Expenses-CE-OMD	\$375.00
							Totals for SYNDAVER LABS, INC:	\$375.00
TAYLOR HEALTHCARE PRODUCTS, IN	12/7/2016	60793259	89897	12/14/2016	LINENS	10-008-53800	Disposable Linen-Mater	\$1,829.90
	12/13/2016	60793295	90178	12/28/2016	LINENS	10-008-53800	Disposable Linen-Mater	\$1,754.50
	12/19/2016	60793328	90237	1/4/2017	LINENS	10-008-53800	Disposable Linen-Mater	\$1,652.00
	12/21/2016	60793150	90237	1/4/2017	LINENS	10-008-53800	Disposable Linen-Mater	\$1,774.50
	1/4/2017	60793385	90402	1/18/2017	LINENS	10-008-53800	Disposable Linen-Mater	\$1,726.40
	1/1/2017	60793358	90402	1/18/2017	LINENS	10-008-53800	Disposable Linen-Mater	\$1,424.90
	1/11/2017	60793431		2/10/2017	LINENS	10-008-53800	Disposable Linen-Mater	\$1,919.00
							Totals for TAYLOR HEALTHCARE PRODUCTS, INC.:	\$12,081.20
TCDRS	1/18/2017	CM011817			ADJ FROM OCT 15	10-000-21650	TCDRS Defined Benefit Plan-BS	(\$186.20)
						10-000-21650	TCDRS Defined Benefit Plan-BS	(\$196.31)
	1/1/2017	TCD010117	2361	1/15/2017	TCDRS TRANSMISSION DECEMBER 2016	10-000-21650	TCDRS Defined Benefit Plan-BS	\$160,392.90
						10-000-21650	TCDRS Defined Benefit Plan-BS	\$197,741.53
	1/18/2017	TCD011817		1/18/2017	TCDRS TRANSMISSION DECEMBER 2016	10-000-21650	TCDRS Defined Benefit Plan-BS	\$129.80
						10-000-21650	TCDRS Defined Benefit Plan-BS	\$136.85
							Totals for TCDRS:	\$358,018.57
TEXAS CHILDREN HOSPITAL	12/5/2016	7809 12/20/16 \$200.0	2338	12/14/2016	TX COAST CONFERENCE/A HERRING	10-009-53150	Conferences - Fees, Travel, & Meals-Dept	\$200.00
							Totals for TEXAS CHILDREN HOSPITAL:	\$200.00
TEXAS DEPARTMENT OF LICENSING & REGULATION	12/5/2016	7809 12/20/16 \$96.00	2337	12/14/2016	EMPLOYEE RENEWAL	10-009-52700	Business Licenses-OMD	\$96.00
	12/5/2016	7809 12/20/16-\$96.00	2339	12/14/2016	EMPLOYEE RENEWAL	10-009-52700	Business Licenses-OMD	\$96.00
							Totals for TEXAS DEPARTMENT OF LICENSING & REGULATION:	\$192.00
TEXAS DEPARTMENT OF STATE HEALTH SERVICES (5425 POLK)	1/5/2017	6430 01/19 \$96.00	2428	1/19/2017	EMS RENEWAL	10-009-52700	Business Licenses-OMD	\$96.00
	1/5/2017	6430 01/19 \$ 222.00	2428	1/19/2017	EMS RENEWAL	10-009-52700	Business Licenses-OMD	\$222.00
	1/5/2017	6430 01/19 \$ 96.00	2428	1/19/2017	EMS RENWAL	10-009-52700	Business Licenses-OMD	\$96.00
							Totals for TEXAS DEPARTMENT OF STATE HEALTH SERVICES (5425 POLK):	\$414.00
TEXAS DEPT. OF STATE HEALTH SERVICES (1100)	1/18/2017	TDS011817	90377	1/18/2017	LICENSURE FEE FOR SHOP 47	10-010-52700	Business Licenses-Fleet	\$180.00
							Totals for TEXAS DEPT. OF STATE HEALTH SERVICE (1100):	\$180.00

Montgomery County Hospital District
Invoice Expense Allocation Report
Board Meeting 01/24/17- Paid Invoices

Vendor Name	Invoice Date	Invoice No.	Payment No.	Payment Date	Invoice Description	Account No.	Account Description	Amount
TEXAS MUTUAL INSURANCE COMPAN	1/6/2017	Q003521629 20170101	90254	1/6/2017	PERIOD 01/01/2017-01/01/2018 DOC ID: 6 708 961 7	10-025-59350	Worker's Compensation Insurance-Human	\$95,258.00
Totals for TEXAS MUTUAL INSURANCE COMPANY:								\$95,258.00
THE WOODLANDS FIRE DEPARTMENT	1/1/2017	2016-1021	90403	1/18/2017	FIRST AID CARDS	10-009-52600	Books/Materials-OMD	\$288.00
Totals for THE WOODLANDS FIRE DEPARTMENT:								\$288.00
THE WOODLANDS TOWNSHIP (23/24/2	12/13/2016	JAN 2017-140	89831	12/14/2016	STATION 23, 24, & 29 RENT	10-000-14900	Prepaid Expenses-BS	\$1,000.00
						10-000-14900	Prepaid Expenses-BS	\$1,000.00
						10-000-14900	Prepaid Expenses-BS	\$1,000.00
Totals for THE WOODLANDS TOWNSHIP (23/24/29):								\$3,000.00
TRAINOR, SHAWN	1/18/2017	TRA011817		2/10/2017	PER DIEM TRITECH CONF 02/26/17-03/02/17	10-000-14900	Prepaid Expenses-BS	\$167.00
Totals for TRAINOR, SHAWN:								\$167.00
TRANSFER FLOW, INC	1/5/2017	4549 01/19 \$47.11	2429	1/19/2017	HANDLES/LATCHES FOR SHOP 633 TOOLBOX	10-010-59050	Vehicle-Parts-Fleet	\$47.11
Totals for TRANSFER FLOW, INC:								\$47.11
TRICO TOWER SERVICE, INC.	12/12/2016	29458	89899	12/14/2016	LABOR & MOBILIZATION FOR NEW STROBE TUBES-GRAN	10-004-57100	Professional Fees-Radio	\$1,250.00
	12/12/2016	29457	89899	12/14/2016	LABOR AND MOBILIZATION TO INSTALL NEW STROBE TU	10-004-57100	Professional Fees-Radio	\$1,250.00
	12/12/2016	29456	89899	12/14/2016	LABOR AND MOBILIZATION TO INSTALL NEW STROBE TU	10-004-57100	Professional Fees-Radio	\$1,317.85
	12/12/2016	29455	89899	12/14/2016	LABOR AND MOBILIZATION TO INSTALL NEW STROBE TU	10-004-57100	Professional Fees-Radio	\$1,250.00
Totals for TRICO TOWER SERVICE, INC.:								\$5,067.85
TRITECH SOFTWARE SYSTEMS	12/13/2016	PA0005261	90238	1/4/2017	INFORM MOBILE BASE/MAPPING/SUPPORT	10-015-53075	Computer Software - MDC First Responder-	\$1,220.00
	1/3/2017	19462	90404	1/18/2017	CUSTOMER SUPPORT 2/1/17-1/31/18	10-015-53075	Computer Software - MDC First Responder-	\$18,397.56
	1/3/2017	19460	90404	1/18/2017	CUSTOMER SUPPORT 2/1/17-1/31/18	10-015-53050	Computer Software-Information Technology	\$192,023.06
Totals for TRITECH SOFTWARE SYSTEMS:								\$211,640.62
TROPHY HOUSE, LLC	12/12/2016	25881	89901	12/14/2016	SLIDE IN SAVE PLAQUES - WALTER ROESNER	10-009-54450	Employee Recognition-OMD	\$130.00
	12/12/2016	25882	89901	12/14/2016	CERTIFICATE PLAQUE	10-009-54450	Employee Recognition-OMD	\$444.00
	12/12/2016	25884	89901	12/14/2016	NAME PLATE - BRAD SPRATT/GAVEL PLAQUE - HAROLD P	10-001-57000	Printing Services-Admin	\$180.50
	1/3/2017	25976	90405	1/18/2017	NAVY DESK PLATE - ERIC BALDWIN	10-008-56300	Office Supplies-Matls. Mgmt.	\$8.50
Totals for TROPHY HOUSE, LLC:								\$763.00
TWR LIGHTING, INC	12/9/2016	0154244-IN	89902	12/14/2016	REPLACEMENT LIGHTS AT TOWER	10-004-57225	Radio Repair - Parts-Radio	\$2,454.00
	12/8/2016	0154206-IN	89902	12/14/2016	REPLACEMENT LIGHTS ON TOWER	10-004-57225	Radio Repair - Parts-Radio	\$1,080.00
						10-004-57225	Radio Repair - Parts-Radio	\$24.60
Totals for TWR LIGHTING, INC:								\$3,558.60
UNITED AIRLINES	12/5/2016	7809 12/2016 \$419.20	2340	12/14/2016	LASERFICHE / B ALLEN	10-001-53150	Conferences - Fees, Travel, & Meals-Admin	\$419.20
	12/5/2016	7809 12/2016-\$419.20	2340	12/14/2016	LASERFICHE C. HON	10-015-53150	Conferences - Fees, Travel, & Meals-Infor	\$419.20
	12/5/2016	7809 12/16-\$419.20	2340	12/14/2016	LASERFICHE H. VALENTINE	10-001-53150	Conferences - Fees, Travel, & Meals-Admin	\$419.20
Totals for UNITED AIRLINES:								\$1,257.60
UNITED RENTALS	1/1/2017	142529131-002	90406	1/18/2017	BOOM 46-50' TOWABLE	10-016-54500	Equipment Rental-Facil	\$312.99

Montgomery County Hospital District
Invoice Expense Allocation Report
Board Meeting 01/24/17- Paid Invoices

Vendor Name	Invoice Date	Invoice No.	Payment No.	Payment Date	Invoice Description	Account No.	Account Description	Amount
Totals for UNITED RENTALS:								\$312.99
VALIC COLLECTIONS	12/16/2016	VAL121616	2349	12/16/2016	EMPLOYEE CONTRIBUTIONS FOR 12/16/16	10-000-21600	Employee Deferred Comp.-BS	\$6,045.15
	12/30/2016	VAL123016	2352	12/30/2016	EMPLOYEE CONTRIBUTIONS FOR 12/30/16	10-000-21600	Employee Deferred Comp.-BS	\$5,342.40
	12/30/2016	VAL122916	2353	12/30/2016	EMPLOYEE CONTRIBUTIONS FOR 12/30/16	10-000-21600	Employee Deferred Comp.-BS	\$173.66
	1/13/2017	VAL011317	2503	1/13/2017	EMPLOYEE CONTRIBUTIONS FOR 01/13/17	10-000-21600	Employee Deferred Comp.-BS	\$7,611.65
Totals for VALIC COLLECTIONS:								\$19,172.86
VERIZON WIRELESS (POB 660108)	12/9/2016	9776727237	89905	12/14/2016	ACCT #92016150-00002 11/10/16 - 12/09/16	10-007-58200	Telephones-Cellular-EMS	\$341.91
	12/8/2016	9776727236-10	89907	12/14/2016	ACCT #920161350-0001 (FUND 10) 11/10/16-12/09/16	10-001-58200	Telephones-Cellular-Admin	\$161.98
						10-006-58200	Telephones-Cellular-Alarm	\$326.52
						10-011-58200	Telephones-Cellular-Bill	\$89.45
						10-009-58200	Telephones-Cellular-OMD	\$350.90
						10-039-58200	Telephones-Cellular-Param	\$447.25
						10-027-58200	Telephones-Cellular-Emerg	\$94.15
						10-007-58200	Telephones-Cellular-EMS	\$3,530.37
						10-016-58200	Telephones-Cellular-Facil	\$357.80
						10-010-58200	Telephones-Cellular-Fleet	\$51.46
						10-002-58200	Telephones-Cellular-PA	\$112.92
						10-025-58200	Telephones-Cellular-Human	\$51.46
						10-015-58200	Telephones-Cellular-Information Technolog	\$269.58
						10-008-58200	Telephones-Cellular-Matsl, Mgmt.	\$205.84
					10-009-58200	Telephones-Cellular-OMD	\$117.62	
					10-004-58200	Telephones-Cellular-Radio	\$245.06	
	1/9/2017	9778401591	90407	1/18/2017	ACCT #920161350-00002 12/10/16 - 01/09/17	10-007-58200	Telephones-Cellular-EMS	\$341.91
Totals for VERIZON WIRELESS (POB 660108):								\$7,096.18
VFIS OF TEXAS / REGNIER & ASSOCIA	12/19/2016	35474	89948	12/20/2016	EXTEND EXP DATE TO 12/25/16 - POLICY #6803-8653	10-027-54900	Insurance-Emerg	\$600.00
	12/18/2016	35327	90239	1/4/2017	VFIS-CM-1051153 & VFIS-TR-2051953 RENEWAL INSTALLM	10-027-54900	Insurance-Emerg	\$41,172.00
	12/28/2016	35579	90251	1/5/2017	D & O POLICCY RENEWAL/ POLICY #MML-07515-16	10-027-54900	Insurance-Emerg	\$26,010.00
	1/4/2017	35624	90408	1/18/2017	POLICY RENEWAL/POLICY #TX 635991-COLE	10-027-54900	Insurance-Emerg	\$50.00
Totals for VFIS OF TEXAS / REGNIER & ASSOCIATES:								\$67,832.00
VLI TECH INC.	1/1/2017	VLI10737	90409	1/18/2017	EMS ANYWHERE INITIAL SET UP	10-015-53050	Computer Software-Information Technology	\$5,500.00
Totals for VLI TECH INC.:								\$5,500.00
WALDEN ROAD BUSINESS PARK POA	1/4/2017	17-19	90410	1/18/2017	ANNUAL MAINTENANCE ASSESSMENT	10-016-55600	Maintenance & Repairs-Buildings-Facil	\$300.00
Totals for WALDEN ROAD BUSINESS PARK POA:								\$300.00
WALKUP, MATTHEW	1/4/2017	WAL010417	90329	1/11/2017	TUITION REIMBURSEMENT	10-025-58550	Tuition Reimbursement-Human	\$3,130.60
Totals for WALKUP, MATTHEW:								\$3,130.60
WARD, BRADLEY	12/5/2016	WAR093016 \$149.47	89740	12/7/2016	MILEAGE REIMBURSEMENT 06/24/16-09/30/16	10-009-56200	Mileage Reimbursements-OMD	\$149.47

Montgomery County Hospital District
Invoice Expense Allocation Report
 Board Meeting 01/24/17- Paid Invoices

Vendor Name	Invoice Date	Invoice No.	Payment No.	Payment Date	Invoice Description	Account No.	Account Description	Amount
	12/5/2016	WAR100716	89740	12/7/2016	TRAVEL EXPENSE/AIRPORT PARKING 10/07/2016	10-009-53150	Conferences - Fees, Travel, & Meals-Dept	\$55.88
							Totals for WARD, BRADLEY:	\$205.35
WASTE MANAGEMENT OF TEXAS	12/22/2016	5402712-1792-4	90241	1/4/2017	STATION 43 ACCT #792-009776-1792-0 JANUARY SERVICE	10-016-58800	Utilities-Facil	\$103.67
	12/22/2016	5402713-1792-2	90241	1/4/2017	STATION 41 ACCT #792-0097800-1792-8 JANUARY SERVICE	10-016-58800	Utilities-Facil	\$143.22
	1/5/2017	1754 01/19 \$1,623.65	2430	1/19/2017	ACCT #9-1356-13009 12/2016	10-016-58800	Utilities-Facil	\$1,623.65
							Totals for WASTE MANAGEMENT OF TEXAS:	\$1,870.54
WELCH, TAMELLA	12/27/2016	WEL122716	90181	12/28/2016	REIMBURSEMENT FOR KROGER GIFT CARD	10-007-54450	Employee Recognition-EMS	\$25.00
							Totals for WELCH, TAMELLA:	\$25.00
WHITENER ENTERPRISES, INC.	1/5/2017	21629	90411	1/18/2017	RATIO OIL DRUM PUMP	10-010-57725	Shop Supplies-Fleet	\$422.77
	1/5/2017	21628	90411	1/18/2017	SHOP SUPPLIES	10-010-57725	Shop Supplies-Fleet	\$449.70
						10-010-56500	Other Services-Fleet	\$370.00
						10-010-56400	Oil & Lubricants-Fleet	\$123.90
	12/28/2016	21531	90330	1/11/2017	OIL & LUBRICANTS	10-010-56400	Oil & Lubricants-Fleet	\$550.00
							Totals for WHITENER ENTERPRISES, INC.:	\$1,916.37
WIESNER, INC.	12/5/2016	524665	89908	12/14/2016	VEHICLE PARTS	10-010-59050	Vehicle-Parts-Fleet	\$19.02
	12/8/2016	525235	89908	12/14/2016	VEHICLE PARTS	10-010-59050	Vehicle-Parts-Fleet	\$96.10
	12/8/2016	525215	89908	12/14/2016	VEHICLE PARTS	10-010-59050	Vehicle-Parts-Fleet	\$22.74
	12/7/2016	524982	89908	12/14/2016	VEHICLE PARTS	10-010-59050	Vehicle-Parts-Fleet	\$68.64
	1/10/2017					10-010-59050	Vehicle-Parts-Fleet	\$36.48
							Totals for WIESNER, INC.:	\$242.98
WOODFOREST NATIONAL BANK (7889	1/1/2017	JAN 6937554-001	90243	1/4/2017	CAPITAL/LEASE #6937554-001 P25	10-004-52725	Capital Lease Expense-Radio	\$30,431.86
						10-004-55025	Interest Expense-Radio	\$1,445.07
							Totals for WOODFOREST NATIONAL BANK (7889):	\$31,876.93
WRIGHT EXPRESS-FLEET FUEL	12/13/2016	WRI121316	2285	12/13/2016	ACCT 5974 12/02/16 - 12/10/16	10-010-54700	Fuel-Fleet	\$9,737.80
	12/19/2016	WRI121916	2354	12/19/2016	ACCT #5974 12/11/16 - 12/20/20/16	10-010-54700	Fuel-Fleet	\$2,162.43
	12/31/2016	WRI123116	2351	12/31/2016	ACCT #5974 12/21/16 - 01/02/17	10-010-54700	Fuel-Fleet	\$11,227.56
	1/10/2017	WRI011017	2360	1/10/2017	ACCT #5974 01/03/07 - 01/10/17	10-010-54700	Fuel-Fleet	\$10,179.02
							Totals for WRIGHT EXPRESS-FLEET FUEL:	\$33,306.81
WYNDHAM HOTEL (NEW ORLEANS)	12/5/2016	7809 12/2016 \$912.85	2341	12/14/2016	SCIENTIFIC SESS / K CROCKER	10-009-53150	Conferences - Fees, Travel, & Meals-Dept	\$912.85
							Totals for WYNDHAM HOTEL (NEW ORLEANS):	\$912.85
Z-MEDICA LLC	12/15/2016	84292	90244	1/4/2017	HEMORRHAGE CONTROL TRAINER	10-009-52600	Books/Materials-OMD	\$847.45
							Totals for Z-MEDICA LLC:	\$847.45
ZOLL MEDICAL CORPORATION	12/6/2016	2456158	89910	12/14/2016	PATIENT ADAPTER/SENSOR/CABLE/LUMEN HOSE	10-008-54200	Durable Medical Equipment-Mater	\$1,963.00
	12/8/2016	2457115	89910	12/14/2016	MEDICAL SUPPLIES	10-008-53900	Disposable Medical Supplies-Mater	\$8,010.00
						10-008-53900	Disposable Medical Supplies-Mater	\$71.33

Montgomery County Hospital District
Invoice Expense Allocation Report
Board Meeting 01/24/17- Paid Invoices

Vendor Name	Invoice Date	Invoice No.	Payment No.	Payment Date	Invoice Description	Account No.	Account Description	Amount
	12/14/2016	2460026	90184	12/28/2016	CABLE, 12 LEAD ECG	10-008-54200	Durable Medical Equipment-Mater	\$1,332.50
	12/16/2016	2461124	90245	1/4/2017	SURE POWER II BATTERY	10-008-54200	Durable Medical Equipment-Mater	\$1,485.00
	12/17/2016	2461768	90245	1/4/2017	NIBP DUAL LUMEN HOSE/PATIENT ADAPTER/REUSABLE S	10-008-54200	Durable Medical Equipment-Mater	\$987.50
	1/9/2017	2469475		2/8/2017	CABLE/REUSABLE SENSOR	10-008-54200	Durable Medical Equipment-Mater	\$680.90
	1/9/2017	2469196		2/8/2017	MEDICAL SUPPLIES	10-008-53900	Disposable Medical Supplies-Mater	\$4,480.50
						10-008-53900	Disposable Medical Supplies-Mater	\$82.34
	1/10/2017	2469810		2/9/2017	EKG PAPER/DEFIB PADS	10-008-53900	Disposable Medical Supplies-Mater	\$944.64
						10-008-53900	Disposable Medical Supplies-Mater	\$117.39
Totals for ZOLL MEDICAL CORPORATION:								\$20,155.10

CAPITAL PURCHASES

BUSY BODY	1/5/2017	9390 01/19 \$1999.99	2370	1/19/2017	STATION 12 TREADMILL	10-016-52754	Capital Purchase - Equipment-Facil	\$1,999.99
Totals for BUSY BODY:								\$1,999.99
CAP FLEET UPFITTERS	12/15/2016	CAPQ20935	90193	1/4/2017	CANTROL WC CONTROL SYSTEM	10-010-52754	Capital Purchase - Equipment-Fleet	\$15,755.12
						10-010-52755	Capital Purchase - Vehicles-Fleet	\$4,790.00
Totals for CAP FLEET UPFITTERS:								\$20,545.12
CDW GOVERNMENT, INC.	12/5/2016	GDZ6592	89793	12/14/2016	LENVO THINK PAD X1	10-015-52754	Capital Purchase - Equipment-Infor	\$1,293.80
	12/9/2016	GGB9650	90122	12/28/2016	HP MSA 2042 MODULAR SMART ARRAY	10-015-52754	Capital Purchase - Equipment-Infor	\$9,019.35
	12/22/2016	GJT6329	90267	1/11/2017	PAN TOUBHBOOK CF-54	10-015-52754	Capital Purchase - Equipment-Infor	\$2,135.00
	12/13/2016	GGR7506	90122	12/28/2016	CANON SCANFRONT DOCUMENT SCANNER	10-015-52754	Capital Purchase - Equipment-Infor	\$1,450.00
Totals for CDW GOVERNMENT, INC.:								\$13,898.15
FRAZER, LTD.	12/21/2016	X-1151	90252	1/6/2017	REMOUNT & REFURBISH TYPE I 12" DODGE RAM/VIN HG57	10-010-52755	Capital Purchase - Vehicles-Fleet	\$97,200.00
	12/22/2016	E-2875	90253	1/6/2017	FRAZER TYPE I MOUNTED 2016 DODGE RAM/VIN GG277882	10-010-52755	Capital Purchase - Vehicles-Fleet	\$125,000.00
Totals for FRAZER, LTD.:								\$222,200.00
PLASTIX PLUS, LLC	12/5/2016	7161	89886	12/14/2016	TAHOE CENTER CONSOLE/ARM REST PAD/BRACKET/PLA	10-010-52754	Capital Purchase - Equipment-Fleet	\$1,050.00
Totals for PLASTIX PLUS, LLC:								\$1,050.00
STRYKER SALES CORPORATION	12/13/2016	2069542M	89896	12/14/2016	STAIR PRO AND HEAD SUPPORT	10-008-52754	Capital Purchase - Equipment-Mater	\$3,110.76
	12/27/2016	2077112M	90325	1/11/2017	POWER LOAD	10-008-52755	Capital Purchase - Vehicles-Mater	\$22,960.00
Totals for STRYKER SALES CORPORATION:								\$26,070.76
US DIGITAL DESIGNS, INC.	12/5/2016	7544	89904	12/14/2016	ROOM REMOTE MODULE/TRANSFORMER	10-004-52754	Capital Purchase - Equipment-Radio	\$101,682.00
Totals for US DIGITAL DESIGNS, INC.:								\$101,682.00

Account Summary

Account Number	Description	Net Amount
10-000-14100	Patient Refunds-BS	\$120.04
10-000-14900	Prepaid Expenses-BS	\$12,564.50
10-000-21000	Accrued Expenditures-BS	\$50.00

Montgomery County Hospital District
Invoice Expense Allocation Report
Board Meeting 01/24/17- Paid Invoices

Vendor Name	Invoice Date	Invoice No.	Payment No.	Payment Date	Invoice Description	Account No.	Account Description	Amount
		10-000-21400			Accrued Payroll-BS		\$2,526.95	
		10-000-21585			P/R-Flexible Spending-BS-BS		\$2,696.73	
		10-000-21590			P/R-Premium Cancer/Accident-BS		\$21,860.57	
		10-000-21595			P/R-Health Savings-BS-BS		\$21,423.16	
		10-000-21600			Employee Deferred Comp.-BS		\$19,172.86	
		10-000-21650			TCDRS Defined Benefit Plan-BS		\$358,018.57	
		10-001-51700			Health & Dental-Admin		\$355.83	
		10-001-52200			Advertising-Admin		\$394.09	
		10-001-52600			Books/Materials-Admin		\$104.00	
		10-001-53150			Conferences - Fees, Travel, & Meals-Admin		\$943.61	
		10-001-54100			Dues/Subscriptions-Admin		\$110.00	
		10-001-54450			Employee Recognition-Admin		\$456.51	
		10-001-56200			Mileage Reimbursements-Admin		\$27.32	
		10-001-57000			Printing Services-Admin		\$180.50	
		10-001-57100			Professional Fees-Admin		\$4,000.00	
		10-001-58200			Telephones-Cellular-Admin		\$161.98	
		10-001-58500			Training/Related Expenses-CE-Admin		\$275.00	
		10-001-58600			Travel Expenses-Admin		\$375.00	
		10-002-51700			Health & Dental-PA		\$985.63	
		10-002-54450			Employee Recognition-PA		\$68.55	
		10-002-55700			Management Fees-PA		\$27,381.23	
		10-002-57100			Professional Fees-PA		\$473.00	
		10-002-58200			Telephones-Cellular-PA		\$112.92	
		10-004-51700			Health & Dental-Radio		\$378.45	
		10-004-52725			Capital Lease Expense-Radio		\$30,431.86	
		10-004-52754			Capital Purchase - Equipment-Radio		\$101,682.00	
		10-004-53050			Computer Software-Radio		\$16,385.83	
		10-004-55025			Interest Expense-Radio		\$1,445.07	
		10-004-55650			Maintenance-Contract Equipment-Radio		\$8,854.00	
		10-004-57100			Professional Fees-Radio		\$24,022.85	
		10-004-57200			Radio Repairs - Outsourced (Depot)-Radio		\$442.25	
		10-004-57225			Radio Repair - Parts-Radio		\$3,699.28	
		10-004-57725			Shop Supplies-Radio		\$716.12	
		10-004-58200			Telephones-Cellular-Radio		\$331.45	
		10-004-58310			Telephones-Service-Radio		\$238.10	
		10-004-58800			Utilities-Radio		\$3,853.30	
		10-005-51700			Health & Dental-Accou		\$279.23	
		10-006-51700			Health & Dental-Alarm		\$1,381.62	
		10-006-54100			Dues/Subscriptions-Alarm		\$1,575.00	
		10-006-54450			Employee Recognition-Alarm		\$1,019.50	
		10-006-57750			Small Equipment & Furniture-Alarm		\$2,426.26	
		10-006-58200			Telephones-Cellular-Alarm		\$326.52	
		10-007-51700			Health & Dental-EMS		\$13,641.85	
		10-007-52600			Books/Materials-EMS		\$199.00	
		10-007-53150			Conferences - Fees, Travel, & Meals-EMS		\$684.25	
		10-007-54100			Dues/Subscriptions-EMS		\$99.00	

Montgomery County Hospital District
Invoice Expense Allocation Report
Board Meeting 01/24/17- Paid Invoices

Vendor Name	Invoice Date	Invoice No.	Payment No.	Payment Date	Invoice Description	Account No.	Account Description	Amount
	10-007-54450				Employee Recognition-EMS		\$2,844.43	
	10-007-55900				Meals - Business and Travel-EMS		\$68.91	
	10-007-56200				Mileage Reimbursements-EMS		\$139.05	
	10-007-56700				Paging System-EMS		\$345.50	
	10-007-57000				Printing Services-EMS		\$3,485.00	
	10-007-57750				Small Equipment & Furniture-EMS		\$3,872.49	
	10-007-58200				Telephones-Cellular-EMS		\$4,252.18	
	10-007-58500				Training/Related Expenses-CE-EMS		\$99.00	
	10-008-51700				Health & Dental-Matls. Mgmt.		\$360.38	
	10-008-52500				Bio-Waste Removal-Mater		\$4,767.67	
	10-008-52754				Capital Purchase - Equipment-Mater		\$3,176.12	
	10-008-52755				Capital Purchase - Vehicles-Mater		\$22,960.00	
	10-008-53800				Disposable Linen-Mater		\$12,081.20	
	10-008-53900				Disposable Medical Supplies-Mater		\$88,155.33	
	10-008-54000				Drug Supplies-Mater		\$13,888.75	
	10-008-54100				Dues/Subscriptions-Mater		\$107.17	
	10-008-54200				Durable Medical Equipment-Mater		\$18,115.13	
	10-008-55650				Maintenance-Contract Equipment-Mater		\$250.50	
	10-008-56300				Office Supplies-Matls. Mgmt.		\$1,693.65	
	10-008-56600				Oxygen & Gases-Mater		\$7,642.48	
	10-008-56900				Postage-Meter		\$3,053.15	
	10-008-57000				Printing Services-Matls. Mgmt.		\$100.00	
	10-008-57750				Small Equipment & Furniture-Matls. Mgmt.		\$3,896.64	
	10-008-57900				Station Supplies-Mater		\$3,652.25	
	10-008-58200				Telephones-Cellular-Matls. Mgmt.		\$205.84	
	10-008-58700				Uniforms-Matls. Mgmt.		\$15,199.08	
	10-009-51700				Health & Dental-OMD		\$1,062.82	
	10-009-52600				Books/Materials-OMD		\$3,554.93	
	10-009-52700				Business Licenses-OMD		\$656.00	
	10-009-53150				Conferences - Fees, Travel, & Meals-Dept		\$2,637.82	
	10-009-53550				Customer Relations-OMD		\$4,387.50	
	10-009-54100				Dues/Subscriptions-OMD		\$65.00	
	10-009-54450				Employee Recognition-OMD		\$689.17	
	10-009-56200				Mileage Reimbursements-OMD		\$432.05	
	10-009-57100				Professional Fees-OMD		\$24,451.61	
	10-009-58200				Telephones-Cellular-OMD		\$468.52	
	10-009-58500				Training/Related Expenses-CE-OMD		\$695.49	
	10-010-51700				Health & Dental-Fleet		\$580.67	
	10-010-52700				Business Licenses-Fleet		\$180.00	
	10-010-52754				Capital Purchase - Equipment-Fleet		\$16,817.12	
	10-010-52755				Capital Purchase - Vehicles-Fleet		\$228,365.00	
	10-010-54100				Dues/Subscriptions-Fleet		\$1,885.00	
	10-010-54450				Employee Recognition-Fleet		\$167.17	
	10-010-54500				Equipment Rental-Fleet		\$296.64	
	10-010-54700				Fuel-Fleet		\$33,306.81	
	10-010-54800				Hazardous Waste Removal-Fleet		\$25.00	

Montgomery County Hospital District
Invoice Expense Allocation Report
Board Meeting 01/24/17- Paid Invoices

Vendor Name	Invoice Date	Invoice No.	Payment No.	Payment Date	Invoice Description	Account No.	Account Description	Amount
	10-010-55100				Laundry Service & Purchase-Fleet		\$583.34	
	10-010-55650				Maintenance-Contract Equipment-Fleet		\$17.82	
	10-010-56200				Mileage Reimbursements-Fleet		\$595.16	
	10-010-56400				Oil & Lubricants-Fleet		\$1,109.71	
	10-010-56500				Other Services-Fleet		\$370.00	
	10-010-57650				Repair-Equipment-Fleet		\$701.89	
	10-010-57700				Shop Tools-Fleet		\$18.97	
	10-010-57725				Shop Supplies-Fleet		\$883.11	
	10-010-57750				Small Equipment & Furniture-Fleet		\$8,537.71	
	10-010-58200				Telephones-Cellular-Fleet		\$51.46	
	10-010-58600				Travel Expenses-Fleet		\$400.00	
	10-010-58900				Vehicle-Batteries-Fleet		\$1,903.20	
	10-010-59000				Vehicle-Outside Services-Fleet		\$1,696.13	
	10-010-59050				Vehicle-Parts-Fleet		\$35,860.22	
	10-010-59100				Vehicle-Registration-Fleet		\$27.75	
	10-010-59150				Vehicle-Tires-Fleet		\$7,899.36	
	10-010-59200				Vehicle-Towing-Fleet		\$372.50	
	10-011-51700				Health & Dental-Bill		\$836.42	
	10-011-52700				Business Licenses-Billi		\$9,141.44	
	10-011-52900				Collection Fees-Bill		\$4,329.00	
	10-011-53150				Conferences - Fees, Travel, & Meals-Billi		\$264.77	
	10-011-58200				Telephones-Cellular-Bill		\$89.45	
	10-015-51700				Health & Dental-Information Technology		\$296.90	
	10-015-52700				Business Licenses-Information Technology		\$1,305.00	
	10-015-52754				Capital Purchase - Equipment-Infor		\$13,898.15	
	10-015-53000				Computer Maintenance-Information Technology		\$6,747.00	
	10-015-53050				Computer Software-Information Technology		\$208,400.05	
	10-015-53075				Computer Software - MDC First Responder-Infor		\$19,617.56	
	10-015-53100				Computer Supplies/Non-Cap.-Information Technology		\$7,997.00	
	10-015-53150				Conferences - Fees, Travel, & Meals-Infor		\$419.20	
	10-015-55400				Leases/Contracts-Information Technology		\$4,818.23	
	10-015-56200				Mileage Reimbursements-Information Technology		\$14.68	
	10-015-57100				Professional Fees-Information Technology		\$34,931.25	
	10-015-57650				Repair-Equipment-Information Technology		\$837.86	
	10-015-57750				Small Equipment & Furniture-Information Technology		\$840.00	
	10-015-58200				Telephones-Cellular-Information Technology		\$428.74	
	10-015-58310				Telephones-Service-Information Technology		\$11,871.89	
	10-015-58320				Telephones - Long Distance-Information Technology		\$647.55	
	10-016-51700				Health & Dental-Facil		\$278.99	
	10-016-52754				Capital Purchase - Equipment-Facil		\$1,999.99	
	10-016-54450				Employee Recognition-Facil		\$145.11	
	10-016-54500				Equipment Rental-Facil		\$312.99	
	10-016-55600				Maintenance & Repairs-Buildings-Facil		\$17,396.58	
	10-016-55650				Maintenance-Contract Equipment-Facil		\$1,560.00	
	10-016-57000				Printing Services-Facil		\$24.97	
	10-016-57700				Shop Tools-Facil		\$171.11	

Montgomery County Hospital District
Invoice Expense Allocation Report
Board Meeting 01/24/17- Paid Invoices

Vendor Name	Invoice Date	Invoice No.	Payment No.	Payment Date	Invoice Description	Account No.	Account Description	Amount	
	10-016-57725				Shop Supplies-Facil		\$571.58		
	10-016-57750				Small Equipment & Furniture-Facil		\$841.98		
	10-016-58200				Telephones-Cellular-Facil		\$357.80		
	10-016-58800				Utilities-Facil		\$28,090.46		
	10-025-51700				Health & Dental-Human		\$318.43		
	10-025-54350				Employee Health\Wellness-Human		\$996.42		
	10-025-54450				Employee Recognition-Human		\$2,051.85		
	10-025-55500				Legal Fees-Human		\$4,982.74		
	10-025-57100				Professional Fees-Human		\$891.02		
	10-025-57300				Recruit/Investigate-Human		\$2,678.90		
	10-025-58200				Telephones-Cellular-Human		\$51.46		
	10-025-58550				Tuition Reimbursement-Human		\$35,469.93		
	10-025-59350				Worker's Compensation Insurance-Human		\$95,258.00		
	10-026-51700				Health & Dental-Recor		\$195.33		
	10-026-53150				Conferences - Fees, Travel, & Meals-Recor		\$37.00		
	10-026-54450				Employee Recognition-Recor		\$56.00		
	10-026-56500				Other Services-Recor		\$212.95		
	10-027-51700				Health & Dental-Emerg		\$126.15		
	10-027-54100				Dues/Subscriptions-Emerg		\$1,040.00		
	10-027-54900				Insurance-Emerg		\$67,832.00		
	10-027-58200				Telephones-Cellular-Emerg		\$94.15		
	10-039-51700				Health & Dental-Param		\$397.48		
	10-039-56500				Other Services-Param		\$990.00		
	10-039-58200				Telephones-Cellular-Param		\$447.25		
GRAND TOTAL:								\$1,878,726.65	

Montgomery County Hospital District
Bank Register - Operating Acct-WF
 Patient Refunds - One Time Checks (12/04/2016-01/18/2017)

Payment number	Payment type	Invoice date	Vendor name	Invoice amount	Cleared	Post date
90301	Computer Check	1/6/17	CITY OF LEAGUE CITY	\$50.00	FALSE	1/11/17
90124	Computer Check	12/21/16	CITY OF LEAGUE CITY	\$25.00	FALSE	12/28/16
90167	Computer Check	12/21/16	PATIENT REFUND	\$45.04	FALSE	12/28/16
			Total	\$120.04		

JP Morgan Chase Bank

December Credit Card Transactions

Vendor	Invoice number	Invoice date	Description	Invoice amount
AMAZON.COM LLC	6006 12/20/16\$107.17	12/5/16	PRIME ACCOUNT RENEWAL	\$107.17
AMERICAN AMBULANCE ASSOC.	6006 12/20/16\$322.00	12/5/16	BOOKS FOR HENRIETTA	\$104.00
AMERICAN AMBULANCE ASSOC.	6006 12/20/16\$218.00	12/5/16	BOOKS/EMS	\$218.00
AMERINET	6006 12/20/16 \$62.62	12/5/16	FLOWERS	\$62.62
AMERINET	6006 12/20/16 \$62.62	12/5/16	FLOWERS	\$62.62
AT&T (105414)	1754 12/2016 \$138.87	12/5/16	ACCT#2812591182 STATION 30 10/13/16-11/12/16	\$138.87
AT&T (105414)	1754 12/2016 \$274.88	12/5/16	ACCT#2816893247 STATION 30 10/23/16-11/22/16	\$274.88
AT&T (105414)	1754 12/2016 \$279.54	12/5/16	ACCR#2816896865 STATION 31 10/23/16-11/22/16	\$279.54
AT&T (105414)	1754 12/2016 \$135.31	12/5/16	ACCT#2812598210 STATION 42 10/13/16-11/12/16	\$135.31
BARBUSH RENTALS	7809 12/2016 \$264.77	12/5/16	RENTAL CAR/K WEBB	\$264.77
C & R WATER SUPPLY, INC	1754 12/20/16 \$82.72	12/5/16	ACCT# 1526 STATION 44 10/27/16-11/18/16	\$82.72
C & R WATER SUPPLY, INC	1754 12/20/16 \$3.50	12/5/16	ACCT# 1526 STATION 44 10/27/16-11/18/16	\$3.26
C & R WATER SUPPLY, INC	1754 12/20/16 \$3.50	12/5/16	ACCT# 1526 STATION 44 09/19/16-10/27/16	\$3.50
C & R WATER SUPPLY, INC	1754 12/20/16 \$ 90.6	12/5/16	ACCT# 1526 STATION 44 09/16/16-10/27/16	\$90.62
CED	9390 12/20/16 \$ 180.	12/5/16	STATIONS SHORELINE PROJECT	\$180.00
CED	8669 12/20/16 \$170.4	12/5/16	FACILITIES/MAINTENANCE	\$170.49
CHUY'S	4549 12/2016 \$161.76	12/5/16	WORKING LUNCH FOR DEPARTMENT	\$161.76
DIRECTV	1754 12/20/16 \$54.29	12/5/16	ACC# 007780873 STATION 31 12/06/16	\$54.29
DIRECTV	1754 12/20/16 \$61.98	12/5/16	ACCT# 035677337 MCHD 11/22/16	\$61.98
DIRECTV	1754 12/20/16 \$54.29	12/5/16	ACCT# 007637939 STATION 44 11/23/16	\$54.29
DIRECTV	1754 12/2016 \$123.37	12/5/16	ACCT# 059502753 STATION 20 11/16/16	\$123.37
DIRECTV	1754 12/20/16 \$32.96	12/5/16	ACCT# 002444813 STATION 41 11/24/16	\$32.96
DIRECTV	1754 12/20/16 \$43.66	12/5/16	ACCT# 022828155 STATION 43 11/29/16	\$43.66
DIRECTV	1754 12/20/16 \$54.29	12/5/16	ACCT# 026721655 STATION 32 12/07/16	\$54.29
DIRECTV	1754 12/2016 \$112.74	12/5/16	ACCT# 053487253 STATION 10 11/15/16	\$112.74
DIRECTV	1754 12/20/16 \$43.66	12/5/16	ACCT# 007003034 MO CO CONSTABLE 11/12/16	\$43.66
DIRECTV	1754 12/20/16 \$43.66	12/5/16	ACCT# 026363325 STATION 45 11/13/16	\$43.66
FEDERAL EXPRESS (POB 660481)	1754 12/20/16 \$45.87	12/5/16	ACCT#231969039	\$45.87
FEDERAL EXPRESS (POB 660481)	1754 12/20/16 \$92.17	12/5/16	ACCT# 231969039	\$92.17
FORMSTACK	6006 12/20/16 \$99.00	12/5/16	EMS FORMS	\$99.00
GRAINGER	8383 12/2016 \$163.55	12/5/16	SHOP SUPPLIES	\$163.55
GRAINGER	9390 12/20/16 \$47.56	12/5/16	RUBBER BOOTS FOR PRESSURE WASHING MICH/KEVEN	\$47.56
HEB	6006 12/20/16 \$41.18	12/5/16	REGIONAL BREAKFAST	\$41.18
HOME DEPOT CREDIT SERVICES	9390 12/20/16 \$6.95	12/5/16	ADMIN CLASSROOM CLOCK INSTALL	\$6.95
HOME DEPOT CREDIT SERVICES	9390 12/20/16 \$29.97	12/5/16	STATION 31 SPARE KEY COMBINATION LOCK BOX	\$29.97
HOME DEPOT CREDIT SERVICES	9390 12/2016 \$29.97	12/5/16	STATION 32 SPARE KEY COMBINATION KEY BOX	\$29.97

JP Morgan Chase Bank

December Credit Card Transactions

Vendor	Invoice number	Invoice date	Description	Invoice amount
HOME DEPOT CREDIT SERVICES	9390 12/2016 \$29.97	12/5/16	STATION 40 SPARE KEY COMBINATION LOCK BOX	\$29.97
HOME DEPOT CREDIT SERVICES	9390 12/20/16 \$32.44	12/5/16	STATION 43 SPARE KEY COMBINATION LOCK BOX	\$32.44
HOME DEPOT CREDIT SERVICES	8669 12/20/16 \$45.88	12/5/16	FACILITIES/MAINTENANCE	\$45.88
HOME DEPOT CREDIT SERVICES	8669 12/20/16	12/5/16	FACILITIES/MAINTENANCE	\$34.14
HOME DEPOT CREDIT SERVICES	9390 12/20/16 \$85.90	12/5/16	SHOP TOOLS	\$85.90
HOME DEPOT CREDIT SERVICES	9390 12/20/16 \$72.27	12/5/16	SHOP SUPPLIES PM INSPECTIONS AND REPAIRS	\$72.27
KROGER-SOUTHWEST KMA	6006 12/20/16 \$8.67	12/5/16	REGIONAL BREAKFAST	\$8.67
KROGER-SOUTHWEST KMA	6006 12/2016 \$1012.5	12/5/16	GIFT CARDS-THANKSGIVING	\$1,019.50
KROGER-SOUTHWEST KMA	6006 12/2016 \$2039.0	12/5/16	GIFT CARDS-THANKSGIVING	\$1,019.50
KROGER-SOUTHWEST KMA	6006 12/20/16 \$39.98	12/5/16	SAVE REUNION	\$39.98
KROGER-SOUTHWEST KMA	4549 12/20/16 \$5.41	12/5/16	WORKING LUNCH FOR DEPARTMENT	\$5.41
LAQUINTA INN	7809 12/2016 \$114.11	12/5/16	TEXAS EMS/J. ANDERSON	\$114.11
LAQUINTA INN	7809 12/2016 \$233.91	12/5/16	TEXAS EMS/L. GILLIUM	\$233.91
LAQUINTA INN	7809 12/20/16 \$77.97	12/5/16	TEXAS EMS/L. GILLIUM	\$77.97
LOWE'S COMPANIES, INC.	8383 12/2016 \$131.65	12/5/16	US DIGITAL PROJECT	\$131.65
LOWE'S COMPANIES, INC.	8383 12/20/16 \$62.66	12/5/16	US DIGITAL PROJECT	\$62.66
LOWE'S COMPANIES, INC.	8383 12/2016 \$322.60	12/5/16	US DIGITAL PROJECT	\$322.60
LOWE'S COMPANIES, INC.	8383 12/20/16 \$45.92	12/5/16	US DIGITAL PROJECT	\$45.92
LOWE'S COMPANIES, INC.	8383 12/20/16 \$ 40.6	12/5/16	US DIGITAL PROJECT	\$40.68
LOWE'S COMPANIES, INC.	4549 12/20/16 \$18.97	12/5/16	DRILL BIT FOR SHOP USE	\$18.97
LOWE'S COMPANIES, INC.	4549 12/20/16 \$3.97	12/5/16	FUEL LINE REPAIR OF LEAF BLOWER	\$3.97
LOWE'S COMPANIES, INC.	4549 12/20/16 \$6.67	12/5/16	COUPLINGS FOR TRANSMISSION BARREL PUMP REPAIR	\$6.67
LOWE'S COMPANIES, INC.	4549 12/20/16 \$14.11	12/5/16	3/4 ROD STOCK FOR REPAIR 795	\$14.11
LOWE'S COMPANIES, INC.	9390 12/20/16 \$52.16	12/5/16	STATION 20 US DIGITAL RADIO PROJECT	\$52.16
LOWE'S COMPANIES, INC.	9390 12/20/16 \$29.46	12/5/16	STATION 41 BACK DOOR THRESHOLD	\$29.46
LOWE'S COMPANIES, INC.	9390 12/20/16 \$15.98	12/5/16	STATION 20 BATHROOM LIGHT REPAIR KIT	\$15.98
LOWE'S COMPANIES, INC.	9390 12/20/16 \$24.48	12/5/16	STATION 41 BACK DOOR THRESHOLD SUPPLIES	\$24.48
LOWE'S COMPANIES, INC.	9390 12/20/16 \$10.25	12/5/16	STATION 41 BACK DOOR THRESHOLD SUPPLIES	\$10.25
LOWE'S COMPANIES, INC.	9390 12/2016 \$119.92	12/5/16	STATION SHORELINE PROJECT	\$119.92
LOWE'S COMPANIES, INC.	8669 12/20/16 \$17.11	12/5/16	FACILITIES/MAINTENANCE	\$17.11
LOWE'S COMPANIES, INC.	9390 12/2016 \$248.98	12/5/16	DISPATCH DISWASHER REPLACEMENT	\$248.98
LOWE'S COMPANIES, INC.	9390 12/2016 \$299.00	12/5/16	STATION 40 WASHING MACHINE REPLACEMENT	\$299.00
PREMIERE GLOBAL SERVICES	1754 12/2016 \$109.03	12/5/16	10/13/16 - 11/12/16	\$109.03
READY REFRESH BY NESTLE	1754 12/20/16 \$18.93	12/5/16	ACCT# 3399 STATION 31 10/09/16-11/08/16	\$18.93
READY REFRESH BY NESTLE	1754 12/20/16 \$48.56	12/5/16	ACCT# 3654 STATION 33 10/11/16-11/10/16	\$48.56
READY REFRESH BY NESTLE	1754 12/20/16 \$16.94	12/5/16	ACCT# 0192 STATION 14 10/11/16-11/10/16	\$16.94

JP Morgan Chase Bank

December Credit Card Transactions

Vendor	Invoice number	Invoice date	Description	Invoice amount
READY REFRESH BY NESTLE	1754 12/20/16 \$53.83	12/5/16	ACCT# 3670 STATION 34 10/11/16-11/10/16	\$53.83
READY REFRESH BY NESTLE	1754 12/20/16 \$45.36	12/5/16	ACCT# 3738 STATION 42 10/11/16-11/10/16	\$45.36
READY REFRESH BY NESTLE	1754 12/20/16 \$20.93	12/5/16	ACCT# 1062 STATION 10/11/16-11/10/16	\$20.93
READY REFRESH BY NESTLE	1754 12/20/16 \$27.91	12/5/16	ACCT# 2532 STATION 22 10/11/16-11/10/16	\$27.91
READY REFRESH BY NESTLE	1754 12/20/16 \$19.44	12/5/16	ACCT# 0924 STATION 11 10/11/16-11/10/16	\$19.44
READY REFRESH BY NESTLE	1754 12/20/16 \$30.40	12/5/16	ACCT# 3597 STATION 32 10/11/16-11/10/16	\$30.40
READY REFRESH BY NESTLE	1754 12/20/16 \$26.42	12/5/16	ACCT# 2599 STATION 23 10/13/16-11/12/16	\$26.42
READY REFRESH BY NESTLE	1754 12/20/16 \$54.35	12/5/16	ACCT# 0957 MCHD 10/23/16-11/22/16	\$54.35
READY REFRESH BY NESTLE	1754 12/20/16 \$1.99	12/5/16	ACCT# 3712 STATION 41 10/11/16-11/10/16	\$1.99
READY REFRESH BY NESTLE	1754 12/20/16 \$11.96	12/5/16	ACCT# 3332 STATION 30 10/17/16-11/16/16	\$11.96
READY REFRESH BY NESTLE	1754 12/20/16 \$74.77	12/5/16	ACCT# 3225 STATION 24 10/11/16-11/10/16	\$74.77
READY REFRESH BY NESTLE	1754 12/2016 \$123.37	12/5/16	ACCT# 052835057 STATION 40 11/11/16	\$123.37
READY REFRESH BY NESTLE	1754 12/2016 \$116.34	12/5/16	ACCT#028100681 STATION 30 11/25/16	\$116.34
RELIANT ENERGY	1754 12/2016 \$791.96	12/5/16	ACCT#91123703 STATION 40 09/27/16-10/26/16	\$791.96
RELIANT ENERGY	1754 12/20/16 \$59.47	12/5/16	ACCT#703320333 STATION 40 09/27/16-10/26-16	\$59.47
REVERTECH SOLUTIONS, LLC	4549 12/2016 \$545.70	12/5/16	DRIVECAM REPAIRS	\$545.70
SAM'S CLUB DIRECT	6006 12/20/16 \$29.94	12/5/16	GIFT CARDS-HCAP	\$29.94
SAM'S CLUB DIRECT	6006 12/20/16 \$29.94	12/5/16	GIFT CARDS-HCAP	\$29.94
SUPERSHUTTLE	7809 12/20/16 \$96.00	12/5/16	SHUTTLE/LASERFICHE	\$96.00
SUPERSHUTTLE	7809 12/20/16 \$37.00	12/5/16	SHUTTLE/LASERFICHE X1	\$37.00
TEXAS CHILDREN HOSPITAL	7809 12/20/16 \$200.0	12/5/16	TX COAST CONFERENCE/A HERRING	\$200.00
TEXAS DEPARTMENT OF LICENSING & RE	7809 12/20/16 \$96.00	12/5/16	EMPLOYEE RENEWAL	\$96.00
TEXAS DEPARTMENT OF LICENSING & RE	7809 12/20/16 \$96.00	12/5/16	EMPLOYEE RENEWAL	\$96.00
UNITED AIRLINES	7809 12/2016 \$419.20	12/5/16	LASERFICHE / B ALLEN	\$419.20
UNITED AIRLINES	7809 12/2016 \$419.20	12/5/16	LASERFICHE H. VALENTINE	\$419.20
UNITED AIRLINES	7809 12/2016 \$419.20	12/5/16	LASERFICHE C. hON	\$419.20
WYNDHAM HOTEL (NEW ORLEANS)	7809 12/2016 \$912.85	12/5/16	SCIENTIFIC SESS / K CROCKER	\$912.85
Total				<u>\$12,758.46</u>

JP Morgan Chase Bank
January Credit Card Transactions

<u>Vendor</u>	<u>Invoice number</u>	<u>Invoice date</u>	<u>Description</u>	<u>Invoice amount</u>
AMERINET	6006 01/19 \$83.86	1/5/17	FLOWER ORDER SARA RAMIREZ	\$63.85
AMERINET	6006 01/19 \$ 119.84	1/5/17	FLOWER O RDER/DANIELL WILLIAMS	\$119.84
AMERINET	6006 01/19 \$ 58.97	1/5/17	FLOWER ORDER KEVEN SOUSA AND FAMILY	\$58.97
AMERINET	6006 01/19 \$ 62.62	1/5/17	FLOWER ORDER FAMILY OF ELLA LEE	\$62.62
APPLEONLINE	1754 01/19 \$323.67	1/5/17	APPLE DEVELOPER ENTERPRISE PROGRAM	\$323.07
AT&T (105414)	1754 01/19 \$135.32	1/5/17	ACCT #2812598210 STATION 42	\$135.32
AT&T (105414)	1754 01/19 \$135.32	1/5/17	ACCT #2812591182 STATION 30	\$135.32
AT&T (105414)	1754 01/19 \$3.56	1/5/17	ACCT #2812591182 STATION 30	\$3.56
AT&T (105414)	1754 01/19 \$274.92	1/5/17	ACCT #2816893247 STATION 30	\$274.92
AT&T (105414)	1754 01/19 \$279.58	1/5/17	ACCT #2816898865 STATION 31	\$279.58
AT&T (U-VERSE)	1754 01/19 \$100.34	1/5/17	ACCT #145685137 STATIO 24	\$100.34
BUSY BODY	9390 01/19 \$1999.99	1/5/17	STATION 12 TREADMILL	\$1,999.99
C & R WATER SUPPLY, INC	1754 01/19 \$85.98	1/5/17	ACCT #1526 STATIO 44	\$85.98
CED	9390 01/19 \$40.46	1/5/17	MM OFFICE LIGHT SWITHC REPAIR	\$40.46
CED	9390 01/19 \$22.50	1/5/17	STATION 31 SHORELINE REPAIR	\$22.50
CED	9390 01/19 \$35.00	1/5/17	SHOP TOOLS	\$35.00
CED	9390 01/19 \$57.56	1/5/17	STATION 20 TIMER FOR LIGHTS	\$57.56
COBURN SUPPLY COMPANY, INC.	9390 01/19 \$15.12	1/5/17	SERVICE CENTER TIOLET REPAIR	\$15.12
COBURN SUPPLY COMPANY, INC.	9390 01/19 \$2.64	1/5/17	ADMIN/SC OP CLOSET REPAIR	\$2.64
COBURN SUPPLY COMPANY, INC.	9390 01/19 \$47.65	1/5/17	ADMIN TIOLET REPAIRS	\$47.65
DIRECTV	1754 01/19 \$54.29	1/5/17	ACCT #007780873 STATION 31	\$54.29
DIRECTV	1754 01/19 \$54.29	1/5/17	ACCT #026721655 STATION 45	\$54.29
DIRECTV	1754 01/19 \$123.37	1/5/17	ACCT #059502753 STATION 20	\$123.37
DIRECTV	1754 01/19 \$43.66	1/5/17	ACCT #007003034 MCHD	\$43.66
DIRECTV	1754 01/19 \$43.66	1/5/17	ACCT #026363325 STATION 45	\$43.66
DIRECTV	1754 01/19 \$112.74	1/5/17	ACCT #063487253 STATION 10	\$112.74
DIRECTV	1754 01/19 \$123.37	1/5/17	ACCT #059502753 STATION 20	\$123.37
DIRECTV	1754 01/19 \$61.98	1/5/17	ACCT #035677337 MCHD CAMPUS	\$61.98
DIRECTV	1754 01/19 \$54.29	1/5/17	ACCT #007637839 STATION 44	\$54.29
DIRECTV	1754 01/19 \$32.96	1/5/17	ACCT #002444813 STATION 41	\$32.96
DIRECTV	1754 01/19 \$126.34	1/5/17	ACCT #028100681 STATION 30	\$126.34
DIRECTV	1754 01/19 \$43.66	1/5/17	ACCT #022828155 STATION 43	\$43.66
EXPEDIA	7809 01/19/ \$410.55	1/5/17	EMS CAPITAL RECOGNITION HOTEL X 3	\$410.55
EXPEDIA	7809 01/19 \$273.7	1/5/17	EMS CAPITAL RECOGNITION HOTEL X 2	\$273.70
FEDERAL EXPRESS (POB 680481)	1754 01/19 \$51.21	1/5/17	ACCT #2319-693-9 12/14/15	\$51.21

JP Morgan Chase Bank
January Credit Card Transactions

Vendor	Invoice number	Invoice date	Description	Invoice amount
FEDERAL EXPRESS (POB 660481)	1754 01/19 \$149.9	1/5/17	ACCT #2319-6903-9 12/28/16	\$149.90
FORMSTACK	6006 01/19 \$ 99.00	1/5/17	EMS FORMS	\$99.00
GOVERNMENT TREASURES' ORG OF TEXAS	1754 01/19 \$275.00	1/5/17	BRETT ALLEN - GTOT WINTER SEMINAR	\$275.00
GRAINGER	8363 01/19 \$39.80	1/5/17	US DIGITAL PROJECT	\$39.80
GRAINGER	9390 01/19 \$32.45	1/5/17	STATION 20 BAY DOOR 3	\$32.45
GRAINGER	9390 01/19 \$17.90	1/5/17	SHOP SUPPLIES	\$17.90
GRAINGER	9390 01/19 \$50.01	1/5/17	STATION 20 OVERHEAD DOOR BRAKE SOLEI	\$50.01
GRAINGER	9390 01/19 \$80.25	1/5/17	ADMIN TIOLET REPAIRS	\$80.25
HARRIS COUNTY TOLL ROAD AUTHORITY	4549 01/19 \$400.00	1/5/17	AUTO CHARGE	\$400.00
HOME DEPOT CREDIT SERVICES	9390 01/19 \$31.23	1/5/17	SHOP TOOLS	\$31.23
HOME DEPOT CREDIT SERVICES	9390 01/19 \$19.97	1/5/17	SHOP SUPPLIES FUEL FOR GAS BLOWER	\$19.97
HOME DEPOT CREDIT SERVICES	9390 01/19 \$27.84	1/5/17	SHOP SUPPLIES	\$27.84
HOME DEPOT CREDIT SERVICES	9390 01/19 \$29.97	1/5/17	STATION 43 KEY BOX	\$29.97
HOME DEPOT CREDIT SERVICES	9390 01/19 \$24.97	1/5/17	SHOP TOOLS	\$24.97
HOME DEPOT CREDIT SERVICES	9390 01/19 \$2.04	1/5/17	STATION 44 TRACH CAN LETTERING	\$2.04
HOME DEPOT CREDIT SERVICES	9390 01/19 \$15.51	1/5/17	ADMIN PRIVACY FENCE REPAIR	\$15.51
HOME DEPOT CREDIT SERVICES	9390 01/19 \$11.46	1/5/17	STATION 33 ELECTRICAL OUTLET RELOCATI	\$11.46
KROGER-SOUTHWEST KMA	6006 01/19 \$ 69.97	1/5/17	SAVE REUNION	\$69.97
KROGER-SOUTHWEST KMA	6006 01/19 \$1758.75	1/5/17	GIFT CARDS ON CALL EMS EMPLOYEES	\$1,758.75
LONHORN STEAKHOUSE	9390 01/19 \$145.11	1/5/17	EMPLOYEE APPRECIATION LUNCH	\$145.11
LOWE'S COMPANIES, INC.	8363 01/19 \$33.88	1/5/17	US DIGITAL PROJECT	\$33.88
LOWE'S COMPANIES, INC.	9390 01/19 \$12.54	1/5/17	STATION 41 NEW DISHWASHER HOSE KIT	\$12.54
LOWE'S COMPANIES, INC.	9390 01/19 \$18.98	1/5/17	SHOP TOOLS	\$18.98
LOWE'S COMPANIES, INC.	9390 01/19 \$294.00	1/5/17	STATION 41 NEW DISWASHER	\$294.00
LOWE'S COMPANIES, INC.	9390 01/19 \$95.42	1/5/17	STATION 44 TRASH CAN	\$95.42
LUPE TORTILLA	7809 01/19/17 \$456.5	1/5/17	MANAGER'S LUNCHEON	\$456.51
MCKENZIES BARBEQUE	7809 01/19 \$1507.	1/5/17	MCHD ALL STAFF LUNCH	\$1,507.60
MONTGOMERY CNTY TAX ASSESSOR	4549 01/19 \$27.75	1/5/17	REGISTRATION SHOPS 30 AND 810	\$27.75
NEMSMA	6006 01/19 \$65.00	1/5/17	MEMBERSHIP FEE KEVIN CROCKER	\$65.00
PREMIERE GLOBAL SERVICES	1754 01/19 \$277.59	1/5/17	ACCT #8071370	\$277.59
PWW	6006 01/19 \$199.00	1/5/17	FACILITY CONTRACTING TOOL KIT/JARED	\$199.00
READY REFRESH BY NESTLE	1754 01/19 \$33.90	1/5/17	ACCT #3076 STATION 45	\$33.90
READY REFRESH BY NESTLE	1754 01/19 \$27.91	1/5/17	ACCT #0916 STATION 10	\$27.91
READY REFRESH BY NESTLE	1754 01/19 \$22.93	1/5/17	ACCT #3704 STATION 40	\$22.93
READY REFRESH BY NESTLE	1754 01/19 \$64.81	1/5/17	ACCT #0985 STATION 12	\$64.81

JP Morgan Chase Bank
January Credit Card Transactions

Vendor	Invoice number	Invoice date	Description	Invoice amount
READY REFRESH BY NESTLE	1754 01/19 \$18.93	1/5/17	ACCT #3399 STATION 31	\$18.93
READY REFRESH BY NESTLE	1754 01/19 \$26.92	1/5/17	ACCT #3076 STATION 45	\$26.92
READY REFRESH BY NESTLE	1754 01/19 \$20.93	1/5/17	ACCT #1062 STATION 10	\$20.93
READY REFRESH BY NESTLE	1754 01/19 \$30.40	1/5/17	ACCT #3736 STATION 42	\$30.40
READY REFRESH BY NESTLE	1754 01/19 \$22.44	1/5/17	ACCT #3712 STATION 41	\$22.44
READY REFRESH BY NESTLE	1754 01/19 \$28.40	1/5/17	ACCT #0924 STATION 11	\$28.40
READY REFRESH BY NESTLE	1754 01/19 \$14.95	1/5/17	ACCT #3597 STATION 32	\$14.95
READY REFRESH BY NESTLE	1754 01/19 \$27.91	1/5/17	ACCT #2532 STATION 22	\$27.91
READY REFRESH BY NESTLE	1754 01/19 \$16.94	1/5/17	ACCT #0192 STATION 14	\$16.94
READY REFRESH BY NESTLE	1754 01/19 \$74.77	1/5/17	ACCT #3225 STATION 24	\$74.77
READY REFRESH BY NESTLE	1754 01/19 \$1.99	1/5/17	ACCT #3712 STATION 41	\$1.99
READY REFRESH BY NESTLE	1754 01/19 \$24.42	1/5/17	ACCT #0918 STATION 10	\$24.42
READY REFRESH BY NESTLE	1754 01/19 \$22.93	1/5/17	ACCT #3704 STATION 40	\$22.93
READY REFRESH BY NESTLE	1754 01/19 \$31.40	1/5/17	ACCT #1039 STATION 20	\$31.40
READY REFRESH BY NESTLE	1754 01/19 \$33.40	1/5/17	ACCT #3670 STATION 34	\$33.40
READY REFRESH BY NESTLE	1754 01/19 \$22.93	1/5/17	ACCT #3704	\$22.93
READY REFRESH BY NESTLE	1754 01/19 \$15.95	1/5/17	ACCT #2599 STATION 23	\$15.95
READY REFRESH BY NESTLE	1754 01/19 \$60.34	1/5/17	ACCT #3332 STATION 30	\$50.34
READY REFRESH BY NESTLE	1754 01/19 \$5.49	1/5/17	ACCT #0957 FLEET	\$5.49
RELIANT ENERGY	1754 01/19 \$696.19	1/5/17	ACCT #91123703 STATION 40	\$696.19
RELIANT ENERGY	1754 01/19 \$55.74	1/5/17	ACCT #703320333 STATIO 40	\$55.74
STARBUCKS	8435 01/19 \$34.75	1/5/17	M24 CREW DEBRIEF POST PEDI ARRES	\$34.75
TEXAS DEPARTMENT OF STATE HEALTH SERVICES	6430 01/19 \$96.00	1/5/17	EMS RENEWAL	\$96.00
TEXAS DEPARTMENT OF STATE HEALTH SERVICES	6430 01/19 \$ 222.00	1/5/17	EMS RENEWAL	\$222.00
TEXAS DEPARTMENT OF STATE HEALTH SERVICES	6430 01/19 \$ 96.00	1/5/17	EMS RENWAL	\$96.00
TRANSFER FLOW, INC	4549 01/19 \$47.11	1/5/17	HANDLES/LATCHES FOR SHOP 633 TOOLBO)	\$47.11
WASTE MANAGEMENT OF TEXAS	1754 01/19 \$1,623.85	1/5/17	ACCT #9-1356-13009 12/2018	\$1,623.85
			Sub-Total	\$15,256.59
			Credits	(\$82.45)
			Total	\$15,174.14

Agenda Item # 22



To: Board of Directors
From: Eric Baldwin
Date: 01/19/17
Re: Salvage and Surplus

Consider and act on Salvage and Surplus (Mr. Grice, Treasurer – MCHD Board)

Yes	No	N/A	
<input type="checkbox"/>	<input type="checkbox"/>	<input checked="" type="checkbox"/>	Budgeted item?
<input type="checkbox"/>	<input type="checkbox"/>	<input checked="" type="checkbox"/>	Within budget?
<input type="checkbox"/>	<input type="checkbox"/>	<input checked="" type="checkbox"/>	Renewal contract?
<input type="checkbox"/>	<input type="checkbox"/>	<input checked="" type="checkbox"/>	Special request?

**MINUTES OF A REGULAR MEETING
OF THE BOARD OF DIRECTORS
MONTGOMERY COUNTY HOSPITAL DISTRICT**

The regular meeting of the Board of Directors of Montgomery County Hospital District was duly convened at 4:00 p.m., December 20, 2016, 2016 in the Administrative offices of the Montgomery County Hospital District, 1400 South Loop 336 West, Conroe, Montgomery County, Texas.

1. Call to Order

Meeting called to order at 4:00 p.m.

2. Invocation

Led by Mr. Grice

3. Pledge of Allegiance

Led by Mr. Fawn

4. Roll Call

Present:

Bob Bagley
Chris Grice
Mark Cole
Harold Posey
Sandy Wagner
Kenn Fawn
Georgette Whatley

5. Public Comment

John Nicks made a public comment on his opposition to MCHD purchasing the 114 AED's at tonight's board meeting.

6. Special Recognition –

No special recognition for December, we will resume in January, 2017.

**7. Special recognition for outgoing Chairman of MCHD board of directors Mr. Harold Posey.
(Mr. Cole, Vice-Chairman – MCHD Board)**

Mr. Cole thanked Mr. Posey for his dedication, service and impact on MCHD and the community.

Mr. Randy Johnson presented the outgoing board member and Chairman, Mr. Harold Posey with a plaque for his outstanding service and contributions while serving on the Public Health District board.

Mr. Brett Allen made a presentation to Mr. Posey thanking him for all of his help and service to MCHD.

8. Consider and act on ratification of contracts with additional network providers for indigent care. (Mrs. Wagner, Chair - Indigent Care Committee)

Mrs. Wagner made a motion to consider and act on ratification of contracts with additional network providers for indigent care. Ms. Whatley offered a second and motion passed unanimously.

“Chairman Posey requested agenda items 19 and 20 be moved up prior to agenda item 9 due to visitors in attendance”

9. CEO Report to include update on District operations, strategic plan, capital purchases, employee issues and benefits, transition plans and other healthcare matters, grants and any other related district matters.

Mr. Randy Johnson, CEO presented a report to the board.

10. EMS Director Report to include updates on EMS staffing, performance measures, staff activities, patient concerns, transport destinations and fleet.

Mr. Jared Cospser, EMS Director presented a report to the board.

11. Consider and act on the sole source letter for purchase of Zoll AED Plus Defibrillators. (Mr. Fawn, Chair – EMS Committee) (attached)

Mr. Fawn moved to approve Zoll as the sole source provider for the AED Plus Defibrillators. Mr. Bagley offered a second. After board discussion motion passed unanimously.

12. Consider and act on the purchase of 114 each Zoll AED Plus Defibrillators. (Mr. Fawn, Chair – EMS Committee) (attached)

Mr. Fawn moved to approve the purchase of 114 each Zoll AED Plus Defibrillators and batteries for \$152,042.50 which is within the budgeted amount. Mr. Bagley offered a second. After board discussion motion passed unanimously.

13. Consider and act on purchase of two (2) replacement Tahoe’s. (Mr. Fawn, Chair – EMS Committee) (attached)

Mr. Fawn moved that MCHD purchase 2 Tahoe’s from Freedom Chevrolet for \$63,000. This is the lowest price offer and best local vendor price by under 7%. Mr. Grice offered a second and motion passed unanimously.

14. COO Report to include updates on infrastructure, facilities, radio system, warehousing, staff activities, community paramedicine, emergency management, and purchasing.

Mrs. Melissa Miller, COO presented a report to the board.

- 15. Health Care Services Report to include regulatory update, outreach, eligibility, service, utilization, community education, clinical services, epidemiology, and emergency preparedness.**

Mrs. Ade Moronkeji, HCAP Manager presented a report to the board.

- 16. Consider and act on Healthcare Assistance Program claims from Non-Medicaid 1115 Waiver providers processed by Boon-Chapman. (Mrs. Wagner, Chair - Indigent Care Committee)**

Mrs. Wagner made a motion to consider and act on Healthcare Assistance Program claims from Non-Medicaid 1115 Waiver providers processed by Boon-Chapman. Ms. Whatley offered a second and motion passed unanimously.

- 17. Consider and act on ratification of voluntary contributions to the Medicaid 1115 Waiver program of Healthcare Assistance Program claims processed by Boon Chapman. (Mrs. Wagner, Chair – Indigent Care Committee)**

Mrs. Wagner made a motion to consider and act on ratification of voluntary contributions to the Medicaid 1115 Waiver program of Healthcare Assistance Program claims processed by Boon Chapman. Ms. Whatley offered a second and motion passed unanimously.

- 18. Presentation of preliminary Financial Report for two months ended November 30, 2016 – Brett Allen, CFO, report to include Financial Summary, Financial Statements, Supplemental EMS Billing Information, and Supplemental Schedules.**

Mr. Brett Allen, CFO presented financial report to the board.

- 19. Consider and act on renewal of Directors and Officer's Liability. (Mr. Grice, Treasurer – MCHD Board)**

Mr. Grice made a motion to accept staff's recommendation of Atlantic Specialty on the renewal of Directors and Officer's Liability. Ms. Whatley offered a second. After discussion motion passed unanimously.

- 20. Consider and act on renewal of Workers' Compensation. (Mr. Grice, Treasurer – MCHD Board)**

Mr. Grice made a motion to accept staff's recommendation on renewal of Workers' Compensation. Mr. Fawn offered a second and motion passed unanimously.

- 21. Consider and act on ratification of payment of District invoices. (Mr. Grice, Treasurer - MCHD Board)**

Mr. Grice made a motion to consider and act on ratification of payment of District invoices. Ms. Whatley offered a second and motion passed unanimously.

22. Consider and act on salvage and surplus. (Mr. Grice, Treasurer – MCHD Board) (attached)

Mr. Grice made a motion to consider and act on salvage and surplus. Mr. Fawn offered a second and motion passed unanimously.

23. Secretary's Report - Consider and act on minutes for the November 15, 2016 Regular BOD meeting, November 21, 2016 Special BOD meeting and December 13, 2016 Special BOD meeting. (Mrs. Wagner, Secretary - MCHD Board)

Mrs. Wagner made a motion to consider and act on minutes for the November 15, 2016 Regular BOD Meeting. Mr. Fawn offered a second and motion passed unanimously.

Mrs. Wagner made a motion to consider and act on minutes for the November 21, 2016 Special BOD Meeting. Ms. Whatley offered a second and motion passed. Mr. Grice abstained from vote.

Mrs. Wagner made a motion to consider and act on minutes for the December 13, 2016 Special BOD Meeting. Ms. Whatley offered a second and motion passed. Mr. Grice and Mr. Bagley abstained from vote.

24. Convene into executive session pursuant to section 551.074 of the Texas Government Code for the MCHD Board to discuss and deliberate the evaluation duties and discipline of the CEO including any complaint thereto. (Mr. Posey, Chair – MCHD Board)

Mr. Posey made a motion to convene into executive session at 5:33 p.m. pursuant to section 551.074 of the Texas Government Code for the MCHD Board to discuss and deliberate the evaluation duties and discipline of the CEO including any complaint thereto.

Five minute recess was requested by the Chairman before convening into Executive Session.

25. Reconvene from executive session to act or make recommendations if needed on the evaluation duties and discipline of the CEO including any complaint thereto. (Mr. Posey, Chair – MCHD Board)

The board reconvened from executive session at 6:44 p.m. to act or make recommendations if needed on the evaluation duties and discipline of the CEO including any complaint thereto.

No action to be taken.

26. Adjourn

Meeting adjourned at 6:45 p.m.

Sandy Wagner, Secretary