

**NOTICE OF A FINANCE, BUDGET AND AUDIT COMMITTEE MEETING
OF THE BOARD OF DIRECTORS
MONTGOMERY COUNTY HOSPITAL DISTRICT**

Notice is hereby given to all interested members of the public that the Board of Directors of Montgomery County Hospital District will hold a Budget/Finance/Audit Committee Meeting as follows:

Date: September 18, 2007

Time: 5:00 P.M.

Place: MONTGOMERY COUNTY HOSPITAL DISTRICT
ADMINISTRATIVE BUILDING
200 RIVERPOINTE
SUITE 200
CONROE, MONTGOMERY COUNTY, TEXAS 77304

Open to Public: The meeting will be open to the public at all times during which such subjects are discussed, considered, or formally acted upon as required by Texas Open Meetings Act, Chapter 551 of the Government Code.

This Notice in detail was posted at least 72 hours prior to the beginning of said meeting with the County Clerk's Office and is on the Bulletin Board of the Courthouse and in the District's Administrative Office.

Subject: The agenda for such meeting shall include the consideration of, and if deemed advisable, the taking of action upon:

1. Call to order
2. Consider and act on the Budget and Financial allocation for District cash reserves and related financial matters.
3. Consider and act on recommendation to the Board of Directors regarding the engagement of an audit firm for the audit of MCHD's fiscal year end financial statements.
4. Review and recommend changes to the MCHD Board regarding EMS revenue collection procedures.
5. Adjourn

Sandy Wagner, Chair

The Board will announce it will convene into Executive Session, if necessary, pursuant to Chapter 551 of the Texas Government Code, to receive advice from Legal Counsel, to discuss matters of land acquisition, litigation and personnel matters as specifically listed on this agenda. The Board of Directors may also announce it will go into Executive Session, if necessary, to receive advice from Legal Counsel regarding any item on this agenda.

**NOTICE OF A REGULAR MEETING
OF THE BOARD OF DIRECTORS
MONTGOMERY COUNTY HOSPITAL DISTRICT**

Notice is hereby given to all interested members of the public that the Board of Directors of Montgomery County Hospital District will hold a regular meeting as follows:

Date: September 18, 2007

Time: 5:30 P.M. or immediately following adjournment of the Finance, Budget, and Audit Committee Meeting

Place: MONTGOMERY COUNTY HOSPITAL DISTRICT
ADMINISTRATIVE BUILDING
200 RIVER POINTE DR.
SUITE 200
CONROE, MONTGOMERY COUNTY, TEXAS 77304

Open to Public: The meeting will be open to the public at all times during which such subjects are discussed, considered, or formally acted upon as required by Texas Open Meetings Act, Chapter 551 of the Government Code.

This Notice in detail was posted at least 72 hours prior to the beginning of said meeting with the County Clerk's Office and is on the Bulletin Board of the Courthouse and in the District's Administrative Office.

Subject: The agenda for such meeting shall include the consideration of, and if deemed advisable, the taking of action upon:

1. Call to Order
2. Invocation
3. Pledge of Allegiance
4. Roll Call
5. Public Comments

Items Involving Visitors

6. Special Recognition
7. Consider and act on proposal from HEART of Montgomery County for a 1 year pilot project to screen select individuals for referral to HCAP programs. (Mr. Bourgeois, Chair- MCHD Board of Directors)
8. Consider and act on recommendation from Finance, Budget, and Audit Committee regarding engagement of audit firm for audit of District's fiscal year end financial statement (Mrs. Wagner, Chair-Finance, Budget, and Audit Committee)

District

9. Chief Administrative Officer Allen Johnson's Report
10. Consider and act on employee stipends (Mr. Posey, Treasurer- MCHD Board of Directors)
11. Consider and act on proposals for architect services (Mr. Fawn, Chair- Planning and Development Committee)
12. Consider and act on 2007 Strategic Plan (Mr. Bourgeois, Chair- MCHD Board of Directors)

Emergency Medical Services

13. EMS Report
14. Consider and act on renewal of EMS station leases (Mr. Posey, Chair- EMS Committee)
15. Consider and act on contract with American Electric Power for radio interoperability (Mr. Posey, Chair- EMS Committee)
16. Consider and act on awarding a contract for In Motion On-Board Mobile Gateway devices (Mr. Posey, Chair-EMS Committee)

Indigent Care

17. Healthcare Assistance Program Manager Nicole Cowell's Report
18. Consider and act on Healthcare Assistance Program claims processed by Boon-Chapman including voluntary contributions to the UPL Escrow Account (Mr. Bourgeois, Chair-MCHD Board)
19. Consider and act on revisions and modifications to Healthcare Assistance Program (HCAP) which is comprised of the Montgomery County Indigent Care Plan and the Medical Assistance Plan Handbooks (Mr. Witt, Chair-Indigent Care Committee)

Finance

20. Presentation of Financial Report for the period ended August 31, 2007 – Michael J. Nicknish, CFO
21. Consider and act upon the recommendation from the Budget/Finance/Audit Committee related to budget and financial allocation for District cash reserves and related financial matters (Mrs. Wagner, Chair Finance, Budget, and Audit Committee)
22. Consider and deny the exemption to tax tangible personal property in transit which would otherwise be exempt pursuant to Texas Property Tax Code, Section 11.253. See attached Resolution and Order (Mrs. Wagner, Chair-Finance, Budget, and Audit Committee)
23. Consider and act on salvage and surplus equipment (Mr. Posey, Treasurer-MCHD Board)
24. Consider and act on staff recommended changes to EMS collection procedures (Mrs. Wagner, Chair-Finance, Budget, and Audit Committee)
25. Consider and act on payment of District invoices (Mr. Posey, Treasurer-MCHD Board)

Other Items

26. Secretary's Report - consider and act on minutes for August 21, 2007 Regular Board Meeting (Author: Mrs. Wagner – Secretary)
27. Discuss and act upon proposed business relationship regarding board member (Mr. Bourgeois, Chair-MCHD Board)
28. Consider and take action on staff recommendations to purchase a free standing shelter and voice/data system improvements for the District's technology infrastructure (Mr. Fawn, Chair-PADCOM Committee)
29. Adjourn

Sandy Wagner, Secretary

The Board will announce it will convene into Executive Session, if necessary, pursuant to Chapter 551 of the Texas Government Code, to receive advice from Legal Counsel, to discuss matters of land acquisition, litigation and personnel matters as specifically listed on this agenda. The Board of Directors may also announce it will go into Executive Session, if necessary, to receive advice from Legal Counsel regarding any item on this agenda.

Agenda Item #8



Consider and act on recommendation from Finance, Budget, and Audit Committee regarding engagement of audit firm for audit of District's fiscal year end financial statement (Mrs. Wagner, Chair-Finance, Budget, and Audit Committee)

To: Board of Directors
From: Mike Nicknish
Date: September 18, 2007
Re: Engagement of Audit Firm

Qualified firms of certified public accountants were requested to propose to audit our financial statements for the fiscal year ending September 30, 2007 and four subsequent fiscal years.

The request for proposal was issued on August 25. A non-mandatory pre-proposal conference for all firms interested in submitting a proposal was held on Wednesday, August 29 with the due date for the proposals being Friday, September 7.

We received three (3) proposals. The proposals were evaluated on a point formula related to the firm's technical abilities such as qualifications and experience, competency and capacity of the firm, as well as the qualifications of the staff assigned to the engagement. Firms were also evaluated by their similar engagements with other governmental entities and their specific audit approach.

In addition, the proposals included a dollar cost proposal of total all-inclusive maximum price. The dollar cost proposal included rates for partners, specialists, supervisory and staff level personnel and the number of hours anticipated for each.

CEO Report

September 2007

End of the Year Wrap Up

We have spent the majority of the month attempting to wrap up projects that are in the FY 2006-07 budget. We are trying to limit the number of end of the year accruals and encumbrances.

We are also working ahead on a number of projects for next year. Reaction to the FY 2008 budget and tax decrease was well received by those in the community that I have spoken with.

Office Space Options

Kelly and I met with the Assistant City Manager of Shenandoah regarding available property in their city. After reviewing the information, estimated costs, and timelines, we do not believe this to be an option and we are continuing to explore options in the greater Conroe area.

There is an agenda item to qualify architects and potentially select one to assist in conceptual drawings and detailed analysis of the various options. Mike is updating his preliminary analysis. Mr. Fawn and I are working on a date for a PADCOM meeting. This will most likely occur the week of September 24th. The purpose of this meeting is to review in more detail the lease versus build question.

Meetings with Lone Star

Kelly and I have been meeting with Lone Star Family Health Center regarding the establishing a direct provider agreement. The agreement would put Lone Star under a more traditional contract and could potentially allow them to provide more efficient service to our patients. We will keep you updated on the progress of these discussions.

Mental Health

Mr. Bourgeois spoke with Cindy Sill recently. She is expecting to hear some time in October about the level of state funding for the proposed crisis stabilization unit. In addition, she plans to apply for what she called "competitive funds".

As soon as she knows the amount(s), Mr. Bourgeois would like to have an Ad Hoc Committee or PADCOM meeting to go over the revised business plan.

Radio System Meeting

An introductory meeting of the radio system stakeholders was held in late August to discuss the development of an RFP. Judge Sadler and representatives from numerous counties offices, the City of Conroe and the District attended. The group agreed to move forward with the competitive bid process despite some initial concerns from some of the attendees.

Chamber Trauma Study

The consultant met the funding demands of the RAC grant. We are very appreciative of the RAC leadership and the Abaris Group in getting these important steps accomplished before the August 30th deadline. Work is continuing. We expect the consultants to be in town the week of August 17 to conduct the remaining interviews, hospital turn-around-time assessments, and EMS ride-alongs.

Houston Galveston Area Council – Trauma Policy Council

I have represented Montgomery County on the HGAC Trauma Policy Council for the past three years. This group was formed to address strategic issues regarding trauma. The charge of the committee has evolved to encompass the other aspects of the emergency health care system.

The current chair of the Council is relocating to Idaho. The Vice Chair recently resigned. As the Secretary, I was next in line to serve as interim Chair through the end of the year. There is ample HGAC staff support for the Council and I do not anticipate that this responsibility will interfere with my time commitments for District operations.

Leadership Montgomery County

I was selected to participate in the 2008 Leadership Montgomery County. The introductory retreat was held this past weekend. LMC will require the commitment of one day per month for the next ten months. The program introduces leaders from across Montgomery County to the top issues confronting the community and helps to build networking relations among the participants. The class will also complete a service project to enhance some aspect of life in Montgomery County.

The class is a diverse and talented group. The retreat went very well and it gave me several ideas for teambuilding within our own leadership group at MCHD.

Agenda Item # 10



To: Board of Directors
From: Allen Johnson
Date: September 13, 2007
Re: Employee Stipends

In the budget development process a year ago, there was a desire by the Board to provide an incentive for employees to look for operational efficiencies and revenue enhancers. We have tracked these opportunities throughout the year as well as those situations that unexpectedly cost the District. Mike will be presenting a summary document prior to the Board meeting for your review.

You likely recall the "You Make a Difference Rewards" that were paid to the employees at the end of FY 2005-06. A portion of the savings was paid to the employees in recognition of their efforts. The remaining amount was held for the long term benefit of the patients and taxpayers through growth of the fund balance. We would like to execute a similar program this year.

Fiscal Impact: TBA

- | Yes | No | N/A | |
|-------------------------------------|--------------------------|-------------------------------------|-------------------|
| <input type="checkbox"/> | <input type="checkbox"/> | <input checked="" type="checkbox"/> | Budgeted item? |
| <input type="checkbox"/> | <input type="checkbox"/> | <input checked="" type="checkbox"/> | Within budget? |
| <input type="checkbox"/> | <input type="checkbox"/> | <input checked="" type="checkbox"/> | Renewal contract? |
| <input checked="" type="checkbox"/> | <input type="checkbox"/> | <input type="checkbox"/> | Special request? |

Agenda Item # 11



To: Board of Directors

From: Allen Johnson

Date: September 13, 2007

Re: Architect Services

We have been working with an architect doing some initial space planning. We have reached a point in which the services we need require that we complete a Request for Qualifications process. In accordance with the Texas Government Procurement Act, we issued and advertised for qualified architects. We expect to receive several responses. The sealed responses will be opened on Monday afternoon and will we have summary information and a recommendation for the Board meeting.

Fiscal Impact: TBA

Yes	No	N/A	
<input type="checkbox"/>	<input type="checkbox"/>	<input checked="" type="checkbox"/>	Budgeted item?
<input type="checkbox"/>	<input type="checkbox"/>	<input checked="" type="checkbox"/>	Within budget?
<input type="checkbox"/>	<input type="checkbox"/>	<input checked="" type="checkbox"/>	Renewal contract?
<input checked="" type="checkbox"/>	<input type="checkbox"/>	<input type="checkbox"/>	Special request?

Agenda Item # 12

To: Board of Directors

From: Allen Johnson

Date: September 13, 2007

Re: **Strategic Plan**

The Board has received copies of the 2007 draft Strategic Plan. I would like the Board to official acknowledge receiving the plan and have a short discussion on how you wish the staff to proceed.

Fiscal Impact: None

Yes	No	N/A	
<input type="checkbox"/>	<input type="checkbox"/>	<input checked="" type="checkbox"/>	Budgeted item?
<input type="checkbox"/>	<input type="checkbox"/>	<input checked="" type="checkbox"/>	Within budget?
<input type="checkbox"/>	<input type="checkbox"/>	<input checked="" type="checkbox"/>	Renewal contract?
<input checked="" type="checkbox"/>	<input type="checkbox"/>	<input type="checkbox"/>	Special request?

Agenda Item #13

EMS Report

Staffing Levels

We are above 100% of our budgeted positions. We have reached a point where we are no longer actively recruiting or testing new applicants. We have decided to take a cautious approach on our next steps. We will be assessing system performs at this new staffing level before we decide our next steps. We will look at multiple items related to staffing levels, including budget performance, utilization of part time staff, overtime demands, and response time performance. If we elect to add any additional staff we have multiple qualified candidates who have completed our testing processes, as well as many applications on file.

Drive-Cam Installation

We have begun installing a new resource in our Emergency Vehicles as part of our continued commitment to driver safety. This is an audio/video recorder that attaches to the windshield of the vehicle. If a predetermined force or impact is reached, it records 10 second clips immediately before and after the event. This event is then automatically transmitted to Drive-Cam. The company provides independent review of all events. Once the review is complete they record the results in a database and then send us the event along with the review. Combining this information with what we currently get from the Road Safety allows us a comprehensive assessment of our safe driving performance.

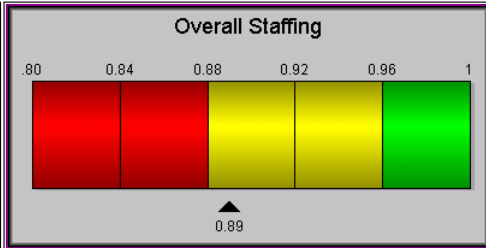
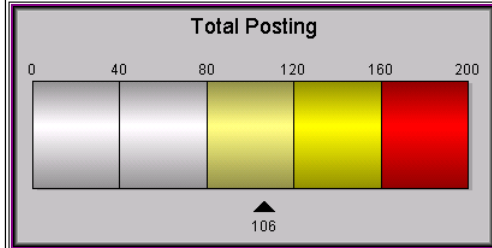
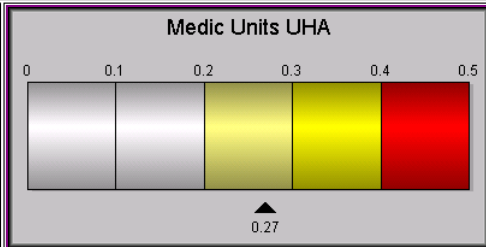
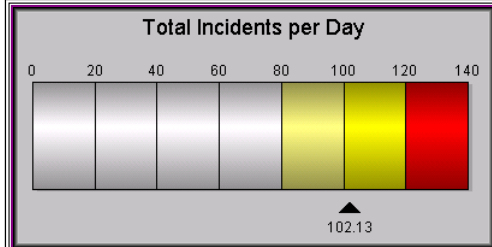
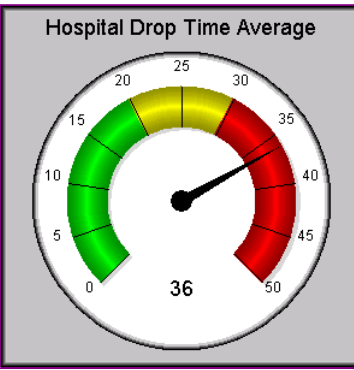
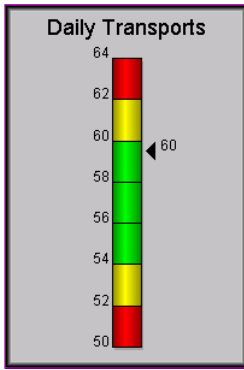
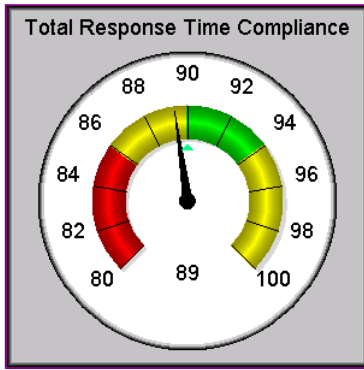
News Involving Other EMS Agencies

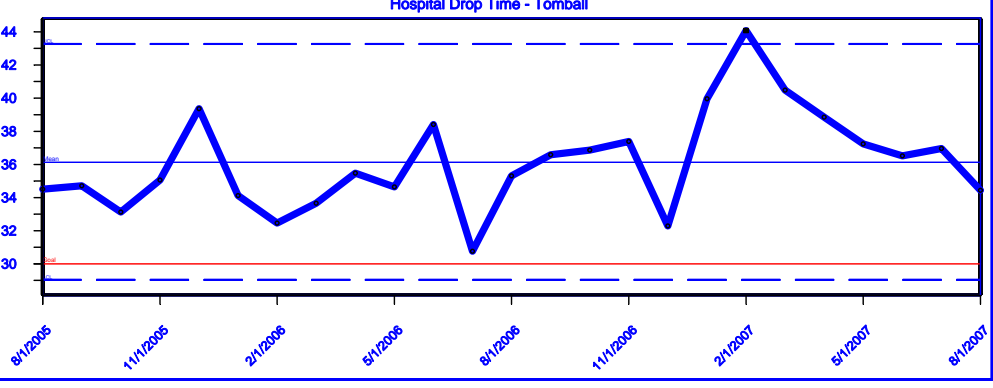
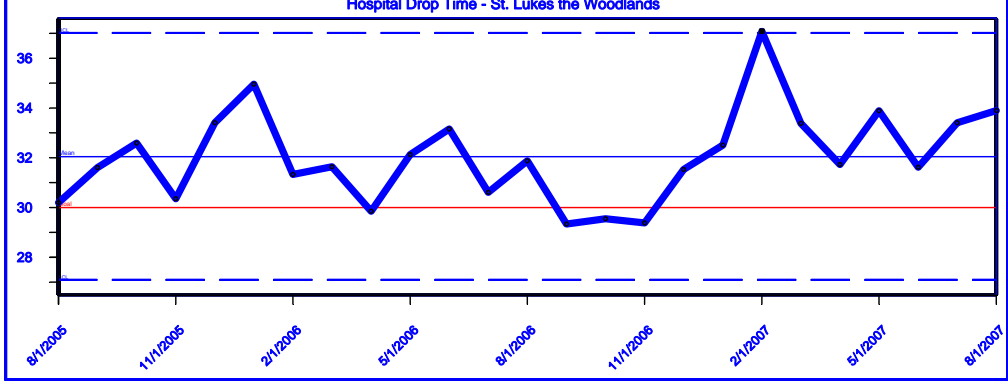
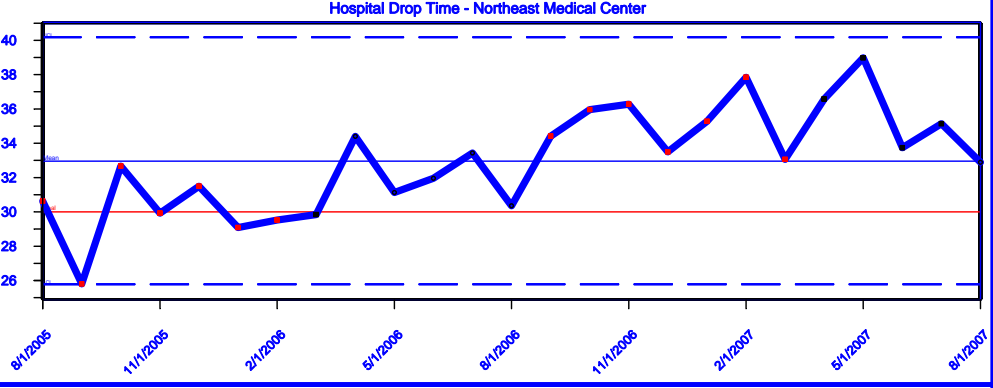
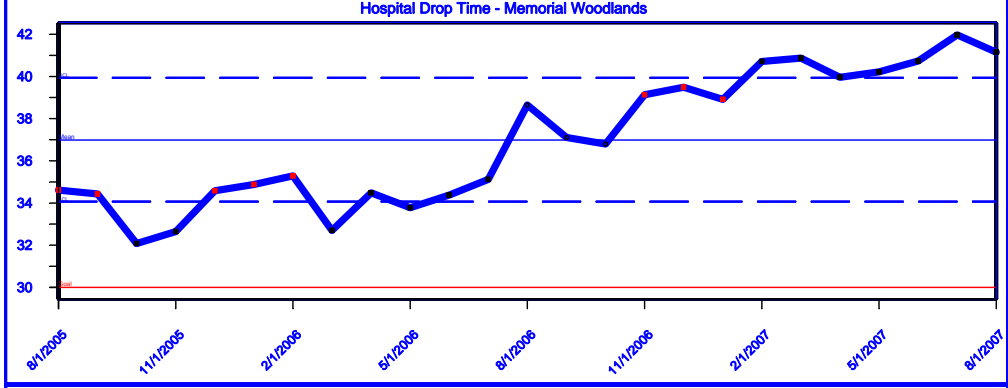
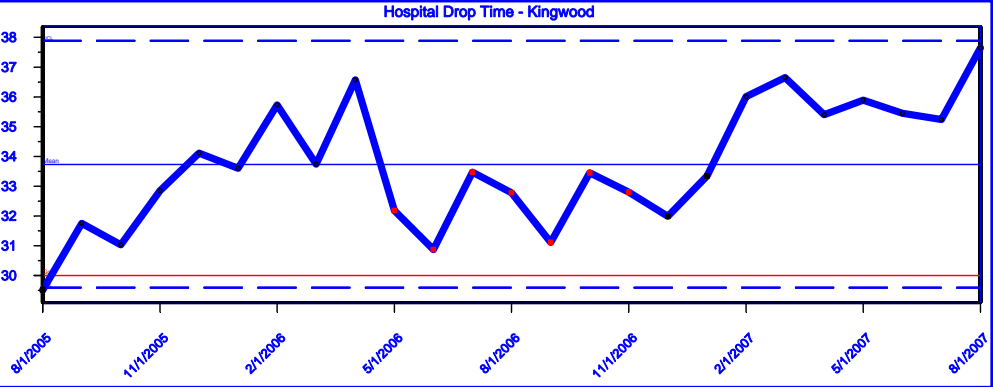
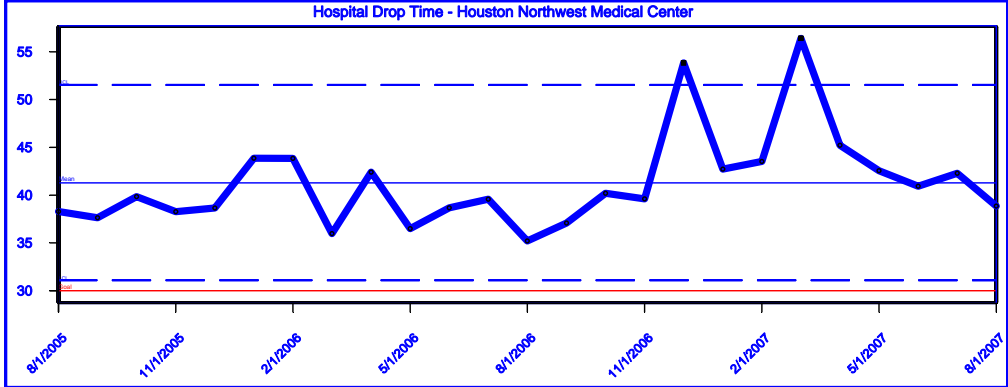
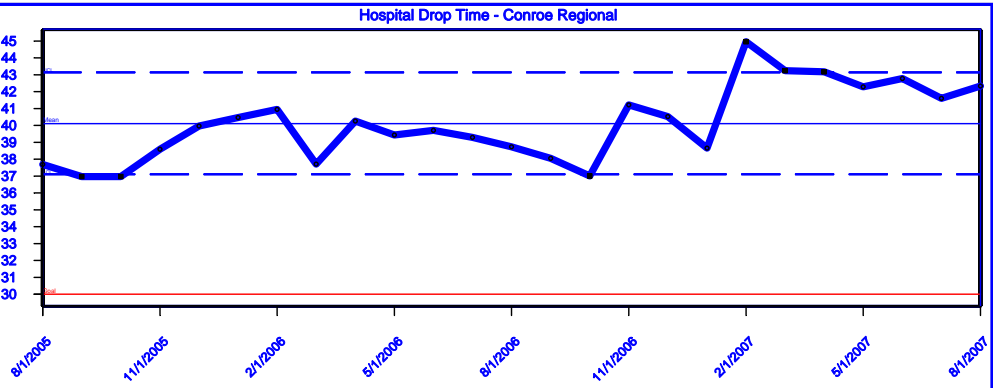
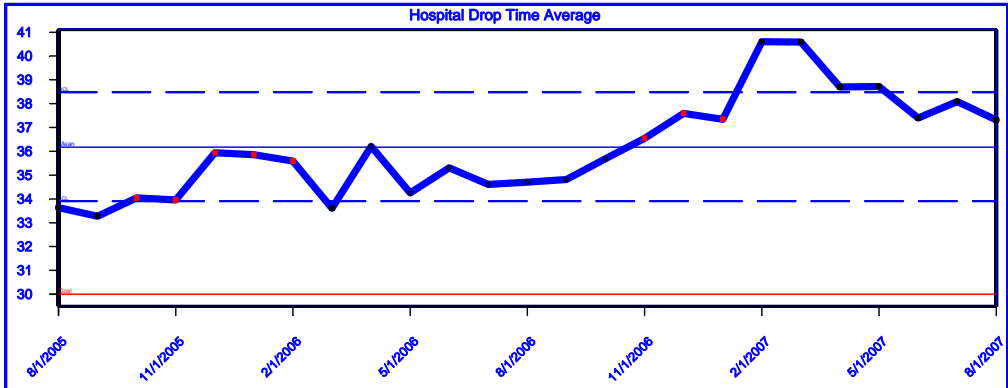
There have been two significant news stories involving other EMS agencies in Texas. In Ft. Worth the EMS provider (Medstar) has been having significant issues with Paramedic shortages and an associated difficulty in meeting their response time goals. As a result the Fire Department is adding resources to meet the demand. In the Beaumont area, Liberty EMS suddenly shut down leaving some citizens without 911 ambulance coverage. Two news articles detailing these events are included in this report.

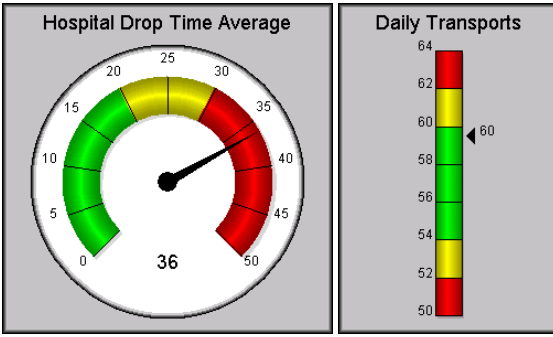
CPR Save Reunion

The following very touching story was written by Holly Pichette.

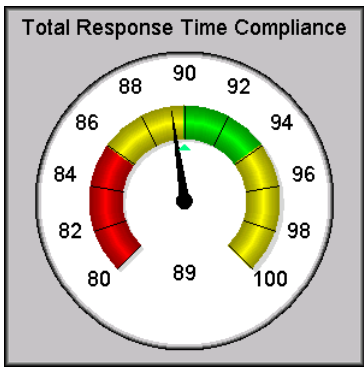
A few weeks ago Mr. Jennings was driving on FM 242. He witnesses a truck going off the road and then notices that the driver is slumped over the steering wheel. He stops to help, pulls Mr. Smith out of the car and after calling 911 he proceeds to do CPR on him. Shortly after that, Needham Rd Fire and Rescue shows up on the scene, attaches the AED, and defibs x 4. When the ambulance arrives they load him up and defib again x 4. The crew drops him off at the ED thinking that no way did he survive. A few days ago, Mr. Smith (patient) shows up at the Fire Station and notifies us of his survival. When I call Mr. Smith to ask him if he would like to join us.... He really seemed not so excited about it but willing to meet my request. During the conversation, he asks if I could find the man who did CPR. The detective in me, easily found his number. Anyway, when I called the bystander to see if he would meet us too... he seemed a little hesitant as well but said he would try. Now I'm thinking that it was going to be a bust and no one would show up. Last night, Mr. Smith (patient) showed up at the fire station in a wheelchair and is very quiet. I directed him and his girlfriend into the day room at the fire station where the firemen and EMS were waiting for him. I was so worried about Mr. Smith and how he was going to react that I didn't notice his 20 family members that he brought with him. The room was full of family and rescuers. I started the event by asking everyone to introduce themselves and discuss their role in his survival. The last man to talk was Mr. Jennings. He appeared very shy initially. When he began talking, his words were beautiful... every word that came out of his mouth sounded like a hallmark card. He cried as he spoke. He said that this incident has caused him to reevaluate his life and that it has restored his faith in God. The patient was speechless. I tried to continue the event the best that I could through the background of crying daughters, and aunts. It was probably one of the most emotional reunions I have ever been involved in and on that one was worth sharing with everyone.



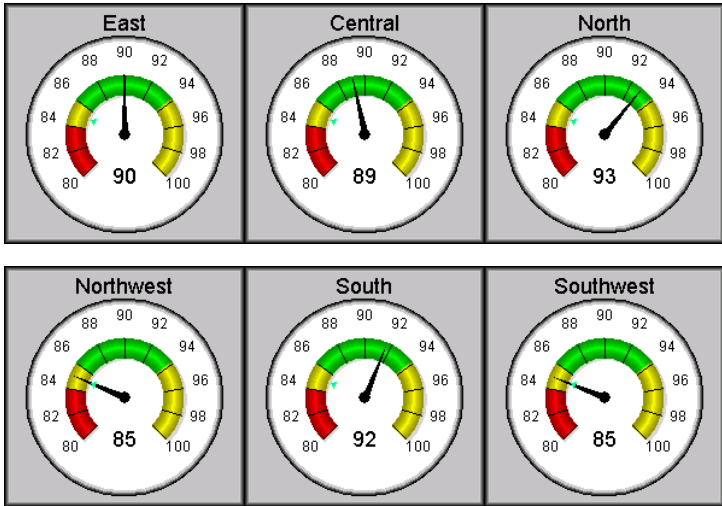




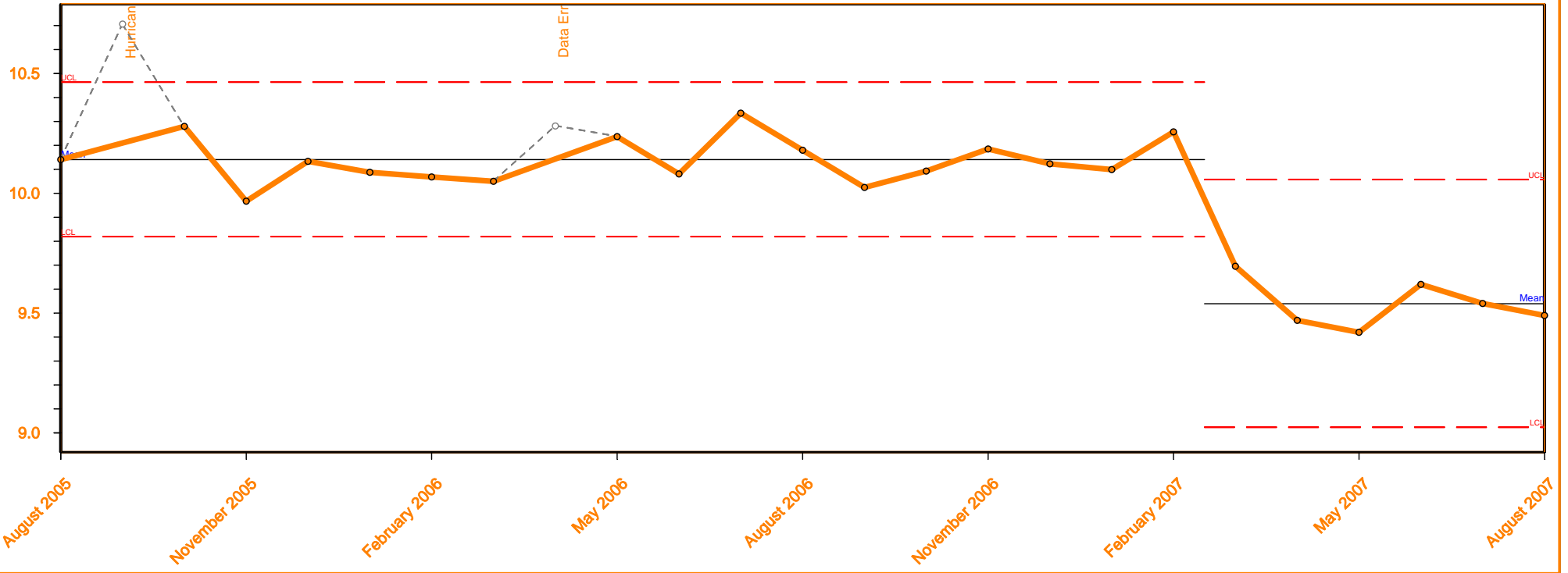
Average Monthly Drop Time By Facility	Average Transports per Day By Facility
<p>Conroe</p>	<p>Conroe</p>
<p>Hermann Woodlands</p>	<p>Memorial Wdlns</p>
<p>Kingwood</p>	<p>Kingwood</p>
<p>St Lukes Woodlands</p>	<p>St Lukes Wdlns</p>
<p>Houston Northwest</p>	<p>HNMC</p>
<p>Northeast</p>	<p>Northeast</p>
<p>Tomball</p>	<p>Tomball</p>



Zone Compliance -- Standard 85%

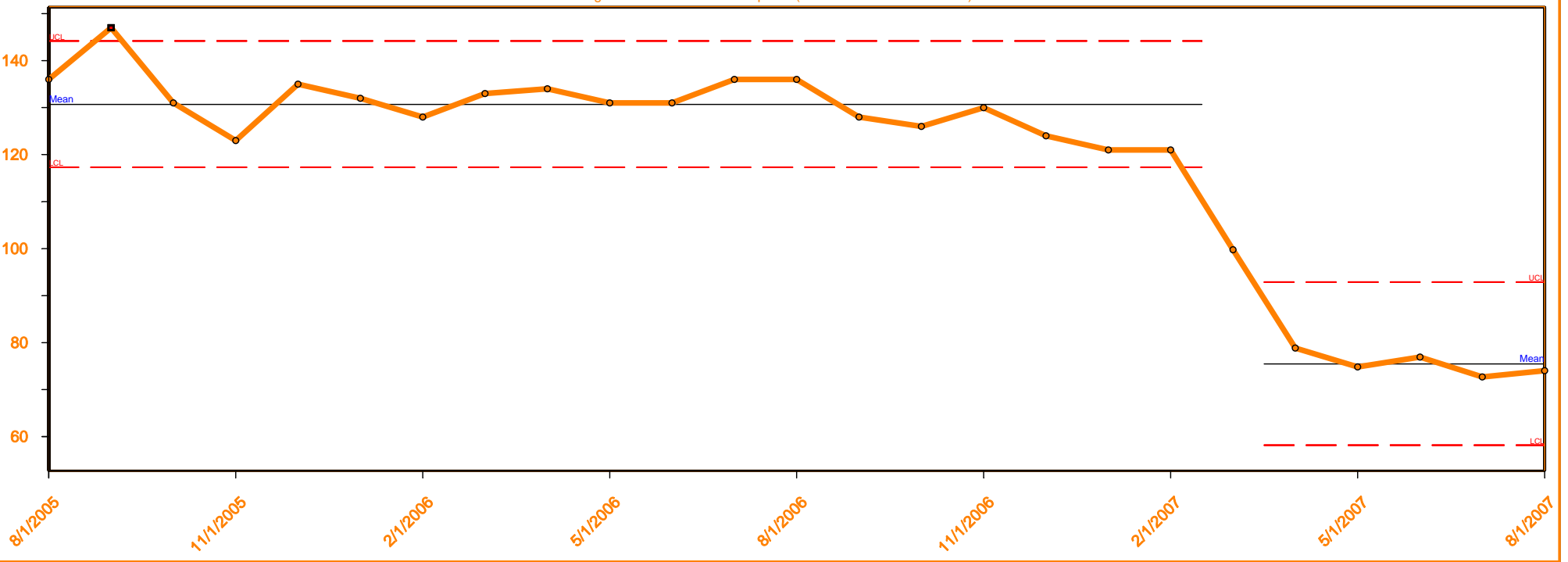


Monthly Response Time



Monthly Time to Dispatch

Avg Time from Answer to Dispatch (Filter >0 and <500 seconds)



Search: Google Site

 Advanced Search



Marketplace

Classifieds

Auto Guide

Jobs

Homes

- Newspaper Ads
- SE Texas Internet Guide
- Yellow Pages
- Pet Calendar Contest

Enterprise services

- RSS Feeds
- Archives
- Obituaries
- Photos for Purchase
- Reader Representative
- Subscribe
- Special Occasions
- News Submissions
- Library Policy
- Enterprise Job Application
- About Us
- Contact Us

Other publications

- Beaumont Journal
- Hardin County News
- Jasper Newsboy
- Mid County Chronicle
- Orange County News
- The Lakecaster
- Homes of SE Texas
- Senior Lifestyle
- Kids of SE Texas
- Agricultural Weekly

Community

- Calendar
- Community Websites
- Links
- Maps
- Directions

Advertising

- Advertise Online
- Advertise in Print
- Place a Classified Ad

Beaumont ambulance office pulls the plug

By: **BETH GALLASPY**, The Enterprise
 09/08/2007
 Updated 09/07/2007 11:55:54 PM CDT

[Email to a friend](#) [Post a Comment](#) [Printer-friendly](#)

BEAUMONT - More than 40 Liberty EMS employees were looking for work and a way to pay bills after the owner shut down the company Friday without issuing paychecks.

The sudden closure left Beaumont short one ambulance company for patient transfers and left authorities in the Vidor area scrambling to find dispatchers and ambulances to cover 911 calls.

Liberty EMS became the 911 provider for the Orange County Emergency Services District in late June, district secretary Barbara Aldridge said. District officials were notified by a Liberty office manager about 3:30 p.m. Friday that the company was closing immediately, Aldridge said.



Mark M. Hancock/The Enterprise

"They EMT Jeff Simpson said he's concerned about his family after were Liberty EMS didn't meet payroll and closed its doors in doing Beaumont on Friday. The closure of the Beaumont office left so about 40 people out of work. good. That's why we couldn't understand it," Aldridge said. "The citizens were perfectly satisfied with them."

Liberty employees continued to dispatch and respond to calls Friday evening while the emergency services district worked to transfer calls to a different dispatch station and get other ambulance companies ready to respond, Aldridge said.

"The service never dropped," she said. "They always had an ambulance here."

Those employees worked without knowing when or if they would be paid, though.

Susan Smith, an emergency medical technician with Liberty for about two years, said she and about 40 other employees arrived at the Beaumont office between noon and 2 p.m. Friday intending to pick up checks. Payday normally is every other Friday.

After waiting more than two hours, Smith said, she was told by an office manager that the owner, Dr. Eric Marks, had said to shut down the company and there was no money for checks.

Marks did not respond to a message left with his answering service Friday evening.

According to Texas Medical Board online records, Marks is an internal medicine physician licensed in Texas since 1997.

In August 2006, Marks entered an agreed order requiring monitoring of his practice by another physician and additional education. He was accused of failing to meet the standard of care in evaluation, monitoring and treatment of a patient complaining of chest pains and shortness of breath, according to board records.

Jeff Simpson, an emergency medical technician with Liberty for two years and eight months, said he saw little involvement by Marks in the company's day-to-day operations. However, Marks signed the paychecks, Simpson said.

With no check and no job, Simpson was unsure what his next step would be to try to provide for his wife and two children.

"We were all pretty much blindsided by it," Simpson, 38, said.

Smith said employees had stayed at the office Friday trying to help each other with money for rent, car notes, bills and groceries. They also were arranging to send calls to other ambulance services, like Priority One and Acadian, and make

Advertisement

[Click here to go to JK Chevrolet](#)

sure regular patients would have transportation to dialysis this morning, Smith said.

"We're just having hugs and a cry session," Smith said. "... The other companies have come through amazingly for us. Hopefully we'll be able to go to work for them soon, just change shirts."

Sarah Glasser, a dispatcher for two years, said like her co-workers, she now has bills she can't pay and a child she still has to feed.

"We've just given the company everything we've got and they up and left us," Glasser said. "We're a family that's been broken apart now."

Updated 09/07/2007 11:55:54 PM CDT

©The Beaumont Enterprise 2007

[Email to a friend](#) [Post a Comment](#) [Printer-friendly](#) [↑ Top](#)



For home delivery click here.

Subscribe online or call (409) 838-2818

Featured Blog



[Enterprise Books](#)



[View all blogs](#)



[Message Boards](#)



[Photos for purchase](#)

WEEK IN PHOTOS

A gallery by Beaumont Enterprise photographers

[View all galleries](#)

THE BEAUMONT ENTERPRISE HOME DELIVERY

Weekend only delivery now available!
(Weekends defined as Friday, Saturday & Sunday)

CLICK NOW TO SUBSCRIBE

[Contact us](#) | [Terms of use](#) | [Home Delivery](#) | [Advertise With Us](#) | [Reader Representative](#)
© 2007 Beaumont Enterprise, a Hearst publication. All Rights Reserved.



Serving Tarrant County and all of North Texas

[News](#) > [Local News](#) > [Fort Worth](#)

- Jobs**
- Cars**
- Real Estate**
- Apartments**
- ShopLocal**
- All Classifieds**
 - Create an Ad
 - Find an Ad
- Yellow Pages**

Fort Worth

Posted on Tue, Sep. 11, 2007

[email](#) [print](#) [reprint or license](#)
[AIM](#) [del.icio.us](#) [Digg it](#)

Fort Worth fire crews to cover gaps

BY ANTHONY SPANGLER
STAR-TELEGRAM STAFF WRITER

FORT WORTH -- The city plans to spend \$10,000 a day for off-duty firefighters to answer the most serious emergency calls because ambulance provider MedStar is failing to respond to calls in time, officials said Monday.

Temporary crews are necessary, according to city documents, because of MedStar staffing shortages and increased calls for service that have led to extended response times citywide.

"We're going to do it for at least 10 days or as many as 30 days," Assistant City Manager Joe Paniagua said Monday. "There's no doubt that the tremendous growth of the city has had an impact on this."

MedStar's contract requires its crews to respond to 90 percent of Priority 1 calls -- emergencies with the most serious injuries -- within nine minutes.

MedStar has not met that goal in more than a year. Last month, ambulances reached 79.3 percent of Priority 1 calls within nine minutes.

"For the first time in a long time, [MedStar] showed several calls that exceeded the nine-minute goal, with about nine calls that were in excess of 20 minutes," Paniagua said. "That's what precipitated us getting involved."

The City Council has called an emergency meeting for today to discuss the ambulance service and long response times.

An old problem

MedStar ambulance crews have had problems meeting response-time goals for years. Last year, the Area Metropolitan Ambulance Authority, which operates MedStar, ended its third-party contract with Rural-Metro and took over the service.

Under the former system, MedStar could levy fines when goals were not met.

"Since MedStar has taken over the service, it is up in the air whether MedStar can impose fines against itself," Paniagua said. "Short of terminating the contract, there isn't much we can do."

The city, which pays MedStar about \$1.3 million annually, can terminate the contract at any time. But Paniagua stressed that Fort Worth has no intention of pulling out.

Instead, the city plans to pay firefighters who are trained as paramedics or emergency medical technicians, or EMTs, to work overtime until MedStar can staff its ambulances properly.

Firefighters -- one paramedic and one EMT -- will staff six brush trucks from stations 12, 17, 23, 24, 36 and 37. The crews will work during their 48 hours of downtime between regular shifts, said Fire Chief Rudy Jackson.

"These firefighters are working on their off time," he said.

Firefighters have already been affected by MedStar staffing shortages because they are often the first responders to emergencies.

"We're not going to drive away and leave a patient," said Lt. Kent Worley, a Fort Worth Fire Department spokesman. "We won't clear a scene until the medical portion of the call is cleared. So if an ambulance hasn't arrived, our fire crew is stuck on that call."

- News**
 - Breaking News
 - Local
 - State
 - Legislature
 - Elections
 - Watchdog
 - Crime & Safety
 - Cowboys Stadium
 - Nation
 - World
 - Weird News
 - Click
 - Your Commute
 - School Guide
 - Columnists
 - Corrections
- Opinion**
- Sports**
- Business**
- Entertainment**
- Living**
- Click**
- Obituaries**
- Weddings**
- Columnists**

ONLINE EXTRAS

- [Today's Front Page](#)
- [e-Edition](#)
- [Mobile News](#)
- [Star-Telegram TV](#)
- [Weather](#)
- [Your Commute](#)
- [Live Traffic](#)
- [Yellow Pages](#)
- [Maps & Directions](#)
- [Newsletters](#)

MedStar shortages

MedStar needs 77 paramedics and 77 EMTs to staff ambulances that serve 15 cities in the Metroplex, including Fort Worth, said MedStar Executive Director Jack Eades. It is short 16 paramedics and 22 EMTs, he said.

Two training classes will bring MedStar to full strength for EMTs by late October, but it will still be short three paramedics, Eades said.

"A shortage of paramedics and EMTs is a national problem," he said.

Starting pay is \$25,618 for EMTs with no experience and \$37,357 for paramedics with no experience.

During recent budget discussions, council members acknowledged that building infrastructure and providing emergency service is lagging behind the city's growth.

SITE SERVICES

- [RSS](#)
- [Contact Us](#)
- [Advertise](#)
- [Employment](#)

Councilman Danny Scarth, the city representative to the ambulance authority, said MedStar is meeting goals in most cases.

"There is no doubt they are understaffed," he said. "It is certainly better than it was a few years ago when they had a private contractor that was handling everything.

"But there have been some isolated incidents where the calls have been longer than the goal of nine minutes."

*Anthony Spangler, 817-390-7420
aspangler@star-telegram.com*

READER SERVICES

- [Events](#)
- [Photo Sales](#)
- [Posters and Reprints](#)
- [Press Pass Card](#)
- [Subscriber Newsletter](#)
- [Newspaper in Education](#)
- [MyDFWstore.com](#)

ADVERTISING INFO

- [Newspaper media kit](#)
- [Online media kit](#)
- [Contact information](#)
- [Classified ads](#)

AFFILIATES

- DIARIOla  estrella**
- [Panache Magazine](#)
 - [Indulge Luxury Magazine](#)
 - [Accents Shopping](#)
 - [Mansfield News-Mirror](#)
 - [Weatherford Telegram](#)
 - [Alliance publications](#)
 - [The Southlake Journal](#)
 - [The Colleyville Courier](#)
 - [The Grapevine Courier](#)
 - [The Argyle Messenger](#)
 - [The Flower Mound Messenger](#)
 - [The Keller Citizen](#)
- dfwVarsity**

SPECIAL PRODUCTS

- [DFW AutoLink](#)
- [North Texas Cars](#)
- [Deal on Wheels](#)
- [Star-Telegram Weddings](#)
- [Bridal Magazine](#)
- [Neighborhood Values](#)
- [DFW Find a Home](#)
- [Special Sections](#)



Agenda Item # 14

To: Board of Directors

From: Allen Sims

Date: September 18, 2007

Re: Station Lease Renewals

We have several EMS station leases that are due for renewal.

- Station 21: North Montgomery County Fire Dept. \$925.00/ month
- Station 38: River Plantation Fire Dept./ESD #5 \$800.00/ month
- Station 41: Grangerland Fire Dept./ESD #9 \$750.00/ month
- Station 42: Cut & Shoot Fire Dept./ESD #12 \$850.00/ month (increased \$150.00/mo)
- Station 52: Grace Meyers \$275.00/ month
- Station 72: Conroe Fire Dept. \$750.00/ month
- Station 83: South Montgomery County Fire Dept. \$800.00/ month

Fiscal Impact: Within budget

- | Yes | No | N/A | |
|-------------------------------------|--------------------------|-------------------------------------|-------------------|
| <input checked="" type="checkbox"/> | <input type="checkbox"/> | <input type="checkbox"/> | Budgeted item? |
| <input checked="" type="checkbox"/> | <input type="checkbox"/> | <input type="checkbox"/> | Within budget? |
| <input type="checkbox"/> | <input type="checkbox"/> | <input checked="" type="checkbox"/> | Renewal contract? |
| <input type="checkbox"/> | <input type="checkbox"/> | <input checked="" type="checkbox"/> | Special request? |

Agenda Item 17

To: MCHD Board of Directors
From: Nicole R. Cowell
Date: September 18, 2007
Re: **Healthcare Assistance Program Manager's Report**

HCAP Board Report

It was brought to my attention last month that this report is quite long and may contain information that you as a board member may not find necessary to be reported each month. Please review this report in greater detail and provide me with your feedback regarding what can be removed or what may need to be added. Thank you in advance for any direction you may offer.

Public Notice

MCHD ran its annual Public Notice in the Conroe Courier on August 28, 2007 to notify the public and explain the procedure we use to verify eligibility and the documentation required to support a request for assistance. This requirement is stated in Chapter 61, Health and Safety Code, Section 61.053 as stated below. A copy of the article follows this memo for your review.

Sec. 61.053. APPLICATION PROCEDURE.

(b) Not later than the beginning of a public hospital's or hospital district's operating year, the hospital or district shall specify the procedure it will use during the operating year to determine eligibility and the documentation required to support a request for assistance and shall make a reasonable effort to notify the public of the procedure.

A copy of the posted notice follows this memo for your review.

Boon-Chapman

This past month we have experienced a few issues with our TPA. First, they had some turnover in their eligibility department and that caused a few clients to have inaccurate coverage periods. The daily audit was put back in place and we have been matching 100% for the last week. Second, it was identified that the fee schedules for inpatient services was not setup correctly from the beginning of our relationship. Essentially, our inpatient providers have been underpaid. B-C is working diligently to resolve the payment discrepancies, but you need to be aware that you will notice an increase in direct healthcare expenditures next month as they reissue the correct payments.

Catalyst

On September 4, we met with Catalyst for our 2nd Quarter 2007 client status brief. These meetings are very informative and allow us to brainstorm with our prescription benefit manager about the future of our plan. A few key performance indicators that you should be aware of: First, the percent of utilizers for MCHD is at 80% while a typical employer group is closer to 30%. We of course expect this since everybody on the HCAP has a medical need. Second our brand cost per claim continues to increase and we know the utilization of very expensive specialty drugs is the biggest contributing factor. Finally, our average generic utilization for Q2 07 was 65%. Keep in mind we target for at least 60% and the average book of business is normally between 53-55%. As stated before, we are satisfied with our generic utilization however we do have some providers that we would like to see prescribing more generic prescriptions.

Pharmacy Benefit Coordinator Position

Update: The job description for the Pharmacy Benefit Coordinator position has been finalized and will be posted this week.

HCAP Informational Campaign

Update: MCHD attended the Shots Across Texas that was held at Peet Jr. High School on August 25 and the Back-To-School-Bash on September 6 at the East Montgomery County Improvement District Complex in East County.



TMF Health Quality Institute (TMF):

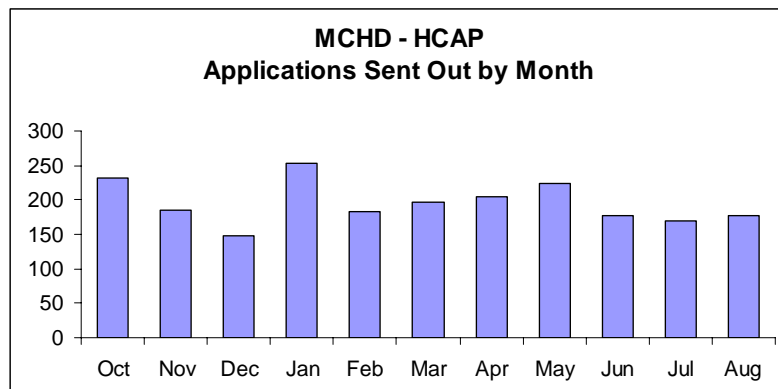
Update: TMF is due to report to you on their review of review Lone Star Family Health Center, Dr. Najuddin Karimjee's primary care clinics, and their first outpatient audit of CRMC outpatient records. Crystal Wilkinson, senior health services consultant at TMF, will be giving you a report on all of these activities next month.

Medicaid Reimbursement

We have collected \$208,488.67 in Medicaid reimbursement for FY 06-07.

Applications

During the month of August 178 applications were sent out, 87% by mail and 13% by fax with the greater majority being sent to the Conroe area followed by Magnolia and New Caney. Of the applications requested, 94% were turned around and sent to applicants within one day of the request.



HCAP Clients as of September 4, 2007: 676 (19 inmates included)

Client Distribution: Inmates do not pay copays

Level	TA1	TA2	TA3	TA4	Inmates
Co-pay	\$5	\$10	\$15	\$20	-
FPIL Range	0-21%	21-50%	50-100%	100-150%	-
Total	267	72	201	117	19
Percentage	39%	11%	30%	17%	3%

Number of Clients who have reached the Maximum Annual Benefit of \$60,000 or 30 inpatient days for FY 06-07: 2

	\$60,000	30 Days
October	0	0
November	0	0
December	0	0
January	0	0
February	0	0
March	0	0
April	0	0
May	0	0
June	0	0
July	1	0
August	0	1
Total	1	1

- 7 client have reached \$30k or above (not exceeding \$60K)


- 3 clients have reached 26 days or above (not exceeding 30 days)

HCAP Activities

- September 12: Conference call with Boon-Chapman
- September 11: Meeting with HEART of Montgomery County
- September 10: Appeal Hearings
- September 7: Meet with new CFO (Tom Holt) of CRMC
- September 4: Catalyst Status Brief Meeting
- August 31: HCAP Department Meeting
- August 30: Conference call with Boon-Chapman
- August 29: Meeting with Texas Medical Foundation (TMF)
- August 29: HCAP Administration Meeting
- August 25: Shots Across Texas (Peet Jr. High School)
- August 24: Meeting with Indigent Healthcare Solutions (IHS)

Montgomery County Public Notice

Tuesday
August 28, 2007



All residents of Montgomery County who fall within the minimum income, resource, residency, citizenship, and household composition criteria established in the Montgomery County Indigent Care Program (MCICP) or Medical Assistance Program (MAP) Handbooks*, and who have no other equivalent public or private health care benefits, may be eligible for medically necessary health care benefits as mandated by the State of Texas pursuant to the programs and services offered by the Montgomery County Hospital District (MCHD).

Potentially eligible residents may include:

- US Citizens or Resident Aliens
- Those whose household composition makes them ineligible for Medicaid through the State of Texas.
- Adult males, non-pregnant females without minor children; married couples of either gender or any age who reside in Montgomery County;
- Those who's countable gross income minus work deductions does not exceed the minimum established Federal Poverty Income Level (FPIL) of 150% FPIL;
- Those who's resource standards approximate the State of Texas' TANF standards

Eligibility determinations will be made within 14 (fourteen) days after the date a complete application and all the required documentation is received by MCHD's Health Care Assistance Program office.

A complete application will include but may not be limited to the following types of verification:

- Identification for each member of the applying household
- Proof of marital status
- Resources identification, to include automobile registration or title, property tax statement, savings account/CD statements, etc.
- Proof of income or lack of income to include verification of support by friends, family or other sources, pay stubs, food stamp printout, self-employment records, etc.
- Proof of County residency
- Proof of registration with Texas Workforce Commission (some exemptions may apply)

Applicants must provide all requested information and documentation in order to determine eligibility or applicant will be denied eligibility for HCAP assistance. Applicants have the right to appeal adverse decisions regarding eligibility. HCAP caseworkers will be available by appointment for purposes of verifying eligibility ONLY once the application and required documentation are provided.

Applications for HCAP are available for pick up at:

Montgomery County Hospital District
Healthcare Assistance Program
200 River Pointe, Suite 303 (Third Floor)
Conroe, TX 77304
HCAP Office Hours:

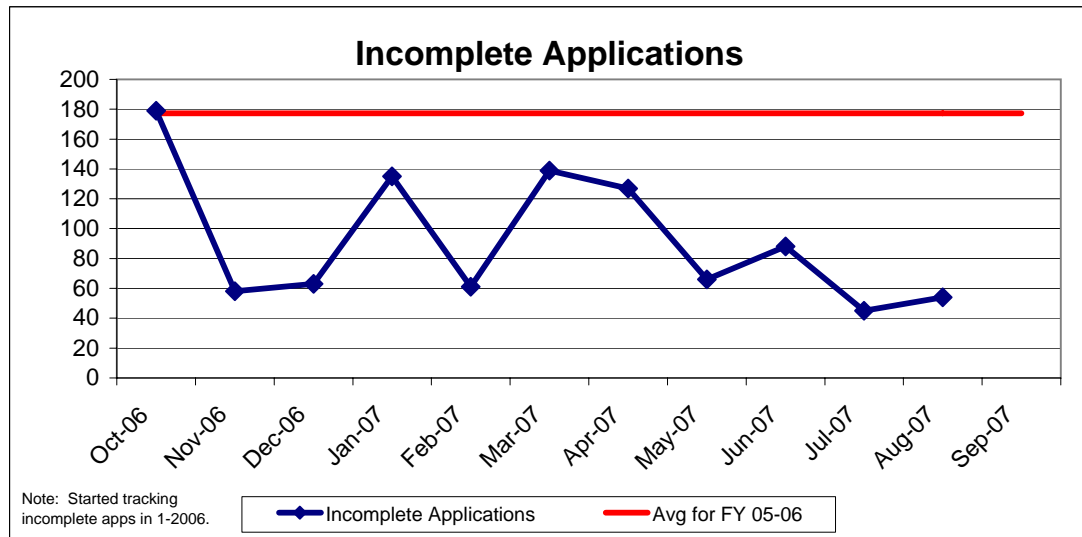
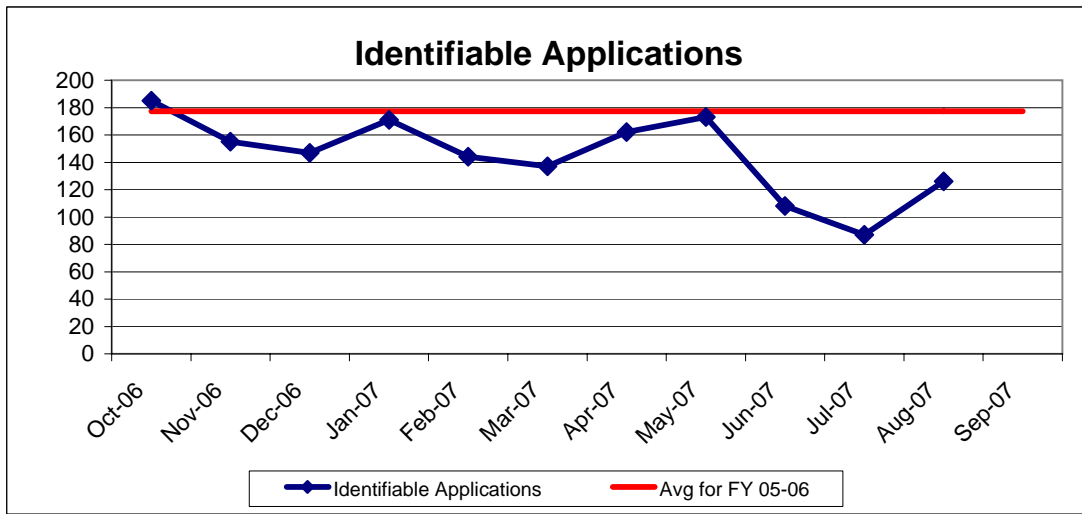
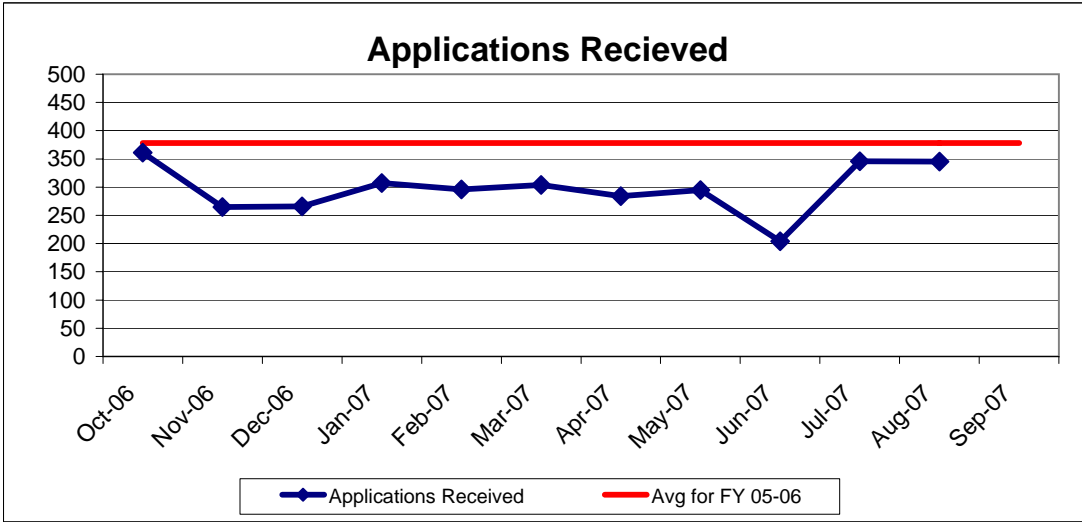
Monday – Thursday: 8:00am - 11:30am
Monday Thursday: 1:00pm - 4:30pm
Friday: 8:00am - 12:00pm

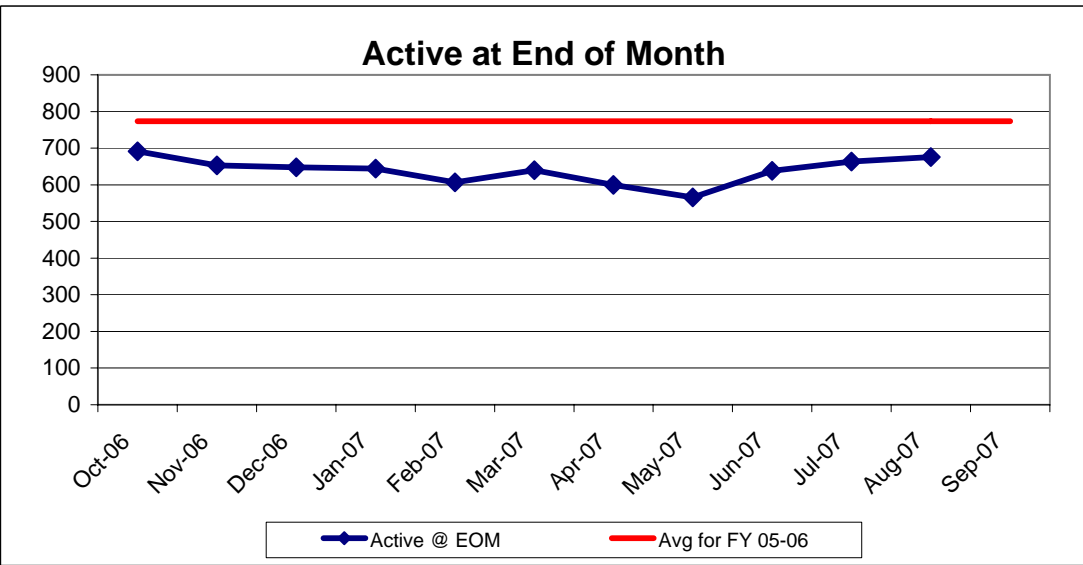
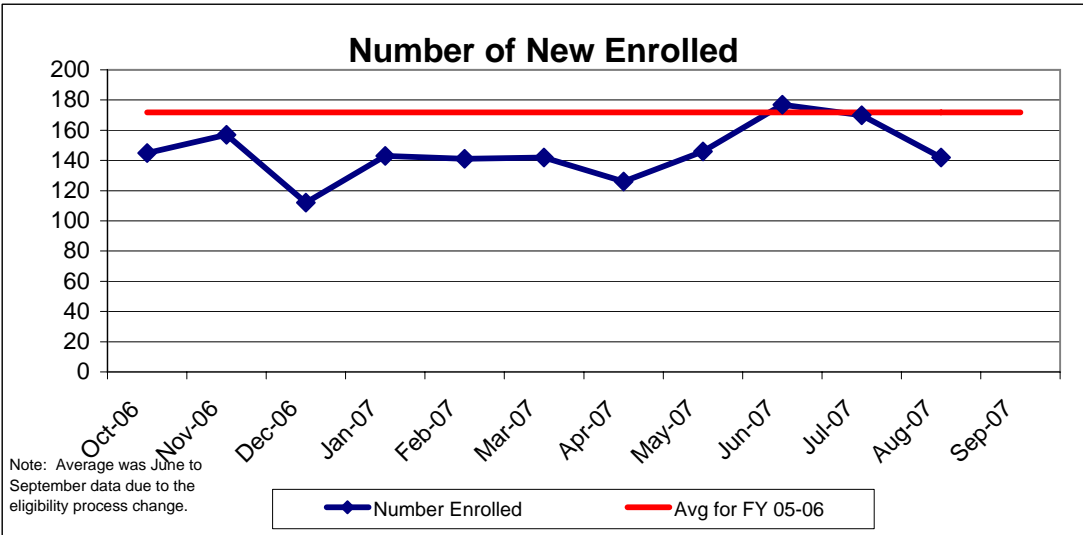
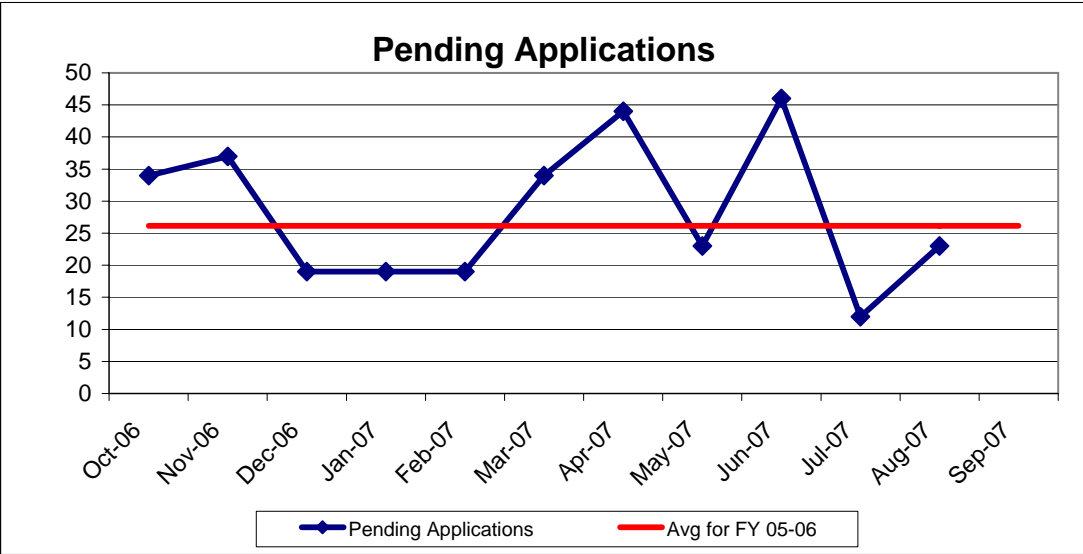
Phone: (936) 523- 5100 / Fax: (936) 539- 3450

Applications are also available by mail or fax upon telephone or written request to the address and number located above. Additionally, applications can be found on the HCAP website at www.mchd-tx.org by clicking on the HCAP link on the right side of the page.

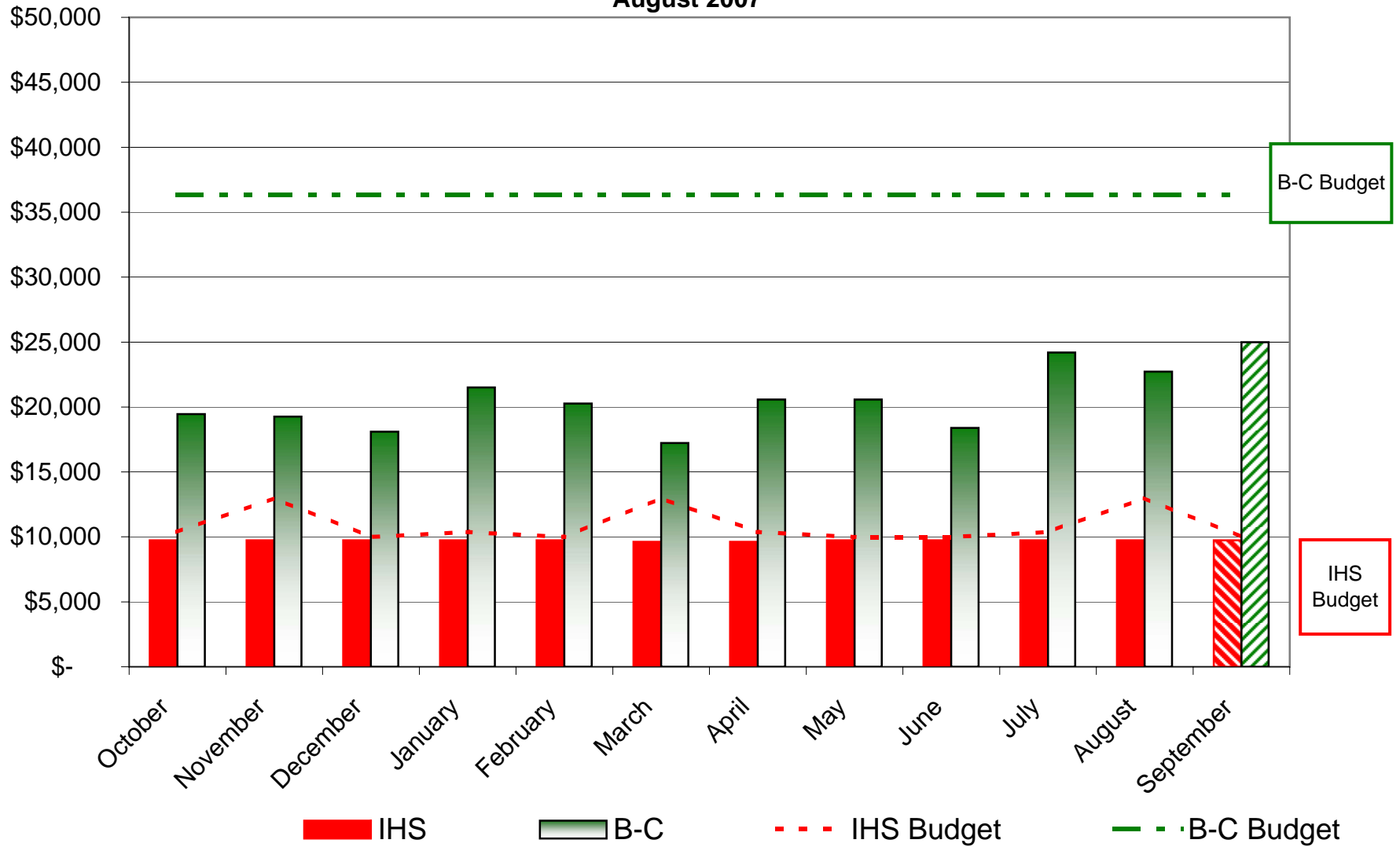
MCHD does not discriminate on the basis of age, race, or gender in administering HCAP Plans to eligible residents.

*The most recent version of the MCICP and MAP Handbooks are available online at www.mchd-tx.org





MCHD HCAP Vendor Expenses August 2007



**MONTGOMERY COUNTY HOSPITAL DISTRICT
HEALTHCARE ASSISTANCE PROGRAM**



STATUS REPORT

September 18, 2007

Montgomery County Hospital District Health Care Assistance Program



Status Report-August 2007

Eligibility

- Matching at 100%. Still comparing daily and MCHD will report discrepancies as they are found.
- MCHD is working on sending automatic eligibility files to Catalyst and will notify B-C when they plan to go live.
- David Hernandez has concerns about website data and is forwarding examples to Bobby Ahrens at B-C to research.

Plan Building/Systems

- Nik Putman is working with UTMB to correct physician payments.
- Continuing to work on CRMC and Tomball claim payment issue.

Provider Network

- Pursuing the following providers:
 - Gramercy Surgical Center
 - Colon and Rectal Clinic of Houston
 - Gene Barclay, DPM
 - TOPS Surgical Center
 - Houston Eye Associates
 - KCI
 - KSF Orthopedic Center
 - KSF Surgery Center
 - First Surgical Partners
 - Dr. Halberdier (Family Practice)
 - Dr. Walker (Family Practice)
 - Dr. Mustafa Naeem (pulmonary)
 - Community Pathology Associates

Medicaid rates changed on September 1st, but we are pending the official notification.

Claims/Customer Service

- Currently on a 9.37 calendar day turnaround time for claims processing
- MCHD has given direction to B-C to pay UTMB for all claims surrounding a preauthorized "visit".

Outstanding Issues

- Boon-Chapman will pay off the new Wood Forest Bank account beginning September 20.
- BC is continuing to work on making electronic payments to UTMB.
- MCHD staff to be trained on B-C reporting and claims system.
- Boon-Chapman will begin processing new provider packets.

MONTGOMERY COUNTY HOSPITAL DISTRICT
Customer Service Telephone Report

Month	Benefits Verification	Status	Eligibility Issues	Claim Disputes	Outgoing Calls	Other (Referrals)	Co Pay Waivers	Web E-Mails	Subro Accident	RX Issues	RX Copay Waiver	Total Calls
September	50	102	61	1	6	16	11	0	0	5	2	254
October	58	174	42	2	4	13	12	0	1	0	1	307
November	51	63	15	3	1	10	5	0	0	0	0	148
December	41	54	30	0	0	5	10	0	0	4	7	151
January	60	129	26	3	6	5	14	0	0	2	2	247
February	51	140	32	1	3	2	9	0	0	1	0	239
March	75	122	49	2	1	4	10	1	0	2	0	266
April	79	93	40	20	6	9	4	0	5	4	6	266
May	54	119	40	23	3	7	5	0	5	4	2	262
June	96	97	83	20	11	17	25	0	4	5	4	362
July	156	142	81	80	8	58	21	0	1	10	14	571
August	114	103	70	23	3	48	15	0	0	8	10	394

**Montgomery County Hospital District HCAP
Large Case Management Report**

Plan Year: August 1, 2006 - August 31, 2007

Case Type	Diagnosis	Medical History	Treatment Plan	Prognosis
Oncology	Malignant Neoplasm of Breast	44 year old female, initially referred to radiation oncology on 8/15/2006. Radiation oncologist recommended medical oncology. On 8/17, referred to UTMB for consultation and evaluation with medical oncologist. On 9/8/06, patient had right breast modified radical mastectomy with sentinel lymph node dissection.	9/10/07 - No changes or updates. 08/14/07- Claims activity reveals office visit for diagnoses of Migraine and Acquired Hypothyroidism. 07/10/07 Member has been seen in clinic x 2. Diagnosis for 06/07/07 visit =Hypothyroidism, diagnosis for 06/25/07 visit= Depression. 6/10/07 No activity.5/10/07 No activity. 4/10/07 Referral for MRI 3/29/07. 3/14/07 Termed. Showing as termed as of 2/08/07. Pt is on Tamoxifen and has been asked to contact OB-GYN regarding possible need for hysterectomy. D. Hernandez has been contacted regarding renewal of clinical card from MCHD. 1/9/2007- f/u visit to UTMB oncologist on 12/22/2006. No related services nor treatments rec'd from providers. 12/12/2005. No further services requested by providers. 11/08/2006- member referred to UTMB Oncologist on 11/2/2006 for further evaluation. On 10/05/06 follow-up visit, patient to have follow-up appointment to UTMB for medical oncology. Computed tomography scan of head, chest, and bone scan ordered for staging. No definite treatment plan for radiation, until patient is re-evaluated by medical oncology.	Unknown
Gastroenterology/Oncology	Ruled Out Autoimmune Hepatitis, Eosinophilia Granuloma	50 year old female, with possible autoimmune hepatitis, and newly diagnosed eosinophilia granuloma	9/10/07 - Member with history of portal HTN secondary to esophageal varices, GERD, questionable chronic liver disease. Member seen at UTMB by oncology (CT lung revealed small lung nodule with recommendation to followup in 6 months, mammogram revealed oval mass in left breast. A recommendation to followup in 6 months). Seen at UTMB by gastroenterologist for diagnosis of dysphagia and weight loss. Member under went EGD with manometry. 08/14/07 Member never with diagnosis of liver cancer. Diagnosed with questionable chronic liver disease and esophageal varices secondary to portal hypertension. Primary care physician sent to UTMB for what she says was a breast biopsy as mammogram of left breast and physical exam of left breast revealed abnormal findings. Repeat mammogram and ultrasound of breast done at UTMB. Member being followed by oncologist at UTMB, by gastroenterologist for weight loss, burning sensation, GERD and dysphagia. Has also been seen by pulmonologist for diagnosis of Eosinophilic Granuloma I have requested records from UTMB with plans to send to primary care physician for review. 07/10/07 Member	Unknown
Oncology	Malignant Neoplasm of Colon	59 year old female, with history of partial colectomy 2nd to malignant neoplasm of colon.	9-10-07 - No changes or updates. 08/14/07 No new Referrals or Admissions noted in CCMS. No claims activity noted since 06/13/07. 07/10/07 Member does not have any recent referrals or admissions. 6/10/07 No activity. 5/10/07 has referral open until 5/8/07 for visit to oncologist at UTMB. 4/10/07 No activity but have had contact due to difficulty with scheduling appointments. 3/17/07 Waiting to be rescheduled to see oncologist Has transportation problems. 02/13/07 Pt was seen at Conroe Medical Center by Dr. Gavande, radiation consult. Pt was told that her type of cancer did not respond to radiation. Pt now needs to schedule appointment with oncologist at UTMB but need referral from primary physician. Dr. Lundy's office has been contacted. 1/09/2007. Referral to local Oncologist on November cancelled. Referral to UTMB oncologist pending approval by the member. No further services rec'd from provider. 12/12/2007. Referral to Oncologist done in November. No requests of services from providers noted .11/8 06- TERMINATED COVERAGE NOTED AS OF 11/08/2006. 10/06 UPDATE- Patient was readmitted at Conroes Regional Medical Center on 9/17/06, 2nd to abd	Unknown

**Montgomery County Hospital District HCAP
Large Case Management Report**

Plan Year: August 1, 2006 - August 31, 2007

Case Type	Diagnosis	Medical History	Treatment Plan	Prognosis
Oncology	Endocervical adenocarcinoma in situ	47 year old female, with history of cervical cancer. Patient had undergone LEEP excision of endocervical canal.	9/10/07 No changes or updates. 08/14/07 Member seen by Neurologist for diagnosis of Neuropathy secondary to chemotherapy. EMG done as well. 07/10/07 Approved magnetic resonance imaging cspine/thoracic spine. Bilateral radiculopathy rule-out neurological versus chemotherapy induced neuropathy. 6/10/07 No activity. 5/10/07 Has a referral for oncology/gynecology follow up. 4/10/07 Follow up to radiation 4/02/0. 3/14/07 Is reapplying for clinic card. Is scheduled to start radiation 2/22/07. 02/13/07 01/29/07 Began second round of chemotherapy. 01/23/07 Began 1st round of chemotherapy.1/09/207.Scheduled for one round of chemotherapy on 1/16/2007 at UTMB. 12/12/2006. Referral to radiation oncology on 12/8/2006. No other requests of treatments nor services from providers. Referred to UTMB on 9/18/2006 for new patient appointment.	Unknown
Oncology	Diffuse Large B Cell Lymphoma	49 year old female, with diffuse large B cell lymphoma, with metastatic disease	9/10/07 - Member had inpatient admission, 8-20-07 to 8/27/07, diagnosis = disseminated intrathecal lymphoma. Member receiving chemotherapy. Member has planned admission on 9/6/07 for replacement of bilateral nephrostomy tubes and administration of chemotherapy. Shunt reservoir placed for chemotherapy. 08/14/07- Member seen at UTMB for follow-up/surveillance for diagnosis Non-Hodgkins Lymphoma. Seen at UTMB for diagnosis of Pelvic Mass.Underwent Lap LSO and removal of pelvic mass. Underwent MRI of Thoracic and Lumbar spine for complaints of leg pain- rule out metastasis. Member seen in ER and diagnosed with Bell's Palsy. 07/10/07 Member needed assistance with getting appointment at UTMB for follow up of a mass in her pelvic area, noted on CT during 07/04/07 ER visit. Called UTMB-member has an appointment with Ob/GYN but oncology/hematology appointment not scheduled, member's card to expire 7/23/07. Requested and obtained an appointment with oncology for 7/23/07. 6/10/07 No activity. 05/10/07 Has referrals for oncology/urology. 4/10/07 Terms 4/11/07. Referral for follow up to chemotherapy 3/26/07. 3/14/07 Has started chemother	Unknown
Oncology	Right Breast Infiltrating Ductal Carcinoma	61 year old female underwent breast biopsy on 9/28/2006, diagnosed with Infiltrating ductal carcinoma.	9/10/07 - No changes or updates. 08/14/07 Member underwent EGD for complaints of abdominal pain, bloating and anorexia. Diagnosis = Nonspecific Gastritis- started on Nexium. HIDA scan abnormal-unable to visualize gallbladder. Underwent Lap Chole. 6/10/07 Office visit to Gastroenterologist. Patient with gastrointestinal history of abdominal pain. Previous upper gastrointestinal and colonoscopy were negative. HIDA scan was essentially normal except the inability to visualize the gallbladder or cystic duct5/10/07 Has received mammogram report and needs to have further evaluation for irregularities. 4/10/07 Referral for followup mammogram 3/20/07. 3/14/07 No activity. 02/13/07 No appointments noted for this reporting period 1/09/2007. No treatments nor services request from providers. 12/12/2006. A referral to Oncology on October. No further request of services nor treatments. 11/08/2006- referral to UTMB Oncology on 10/25/2006 for further treatments.	Unknown

**Montgomery County Hospital District HCAP
Large Case Management Report**

Plan Year: August 1, 2006 - August 31, 2007

Case Type	Diagnosis	Medical History	Treatment Plan	Prognosis
Oncology	Lung cancer	44 year old female diagnosed with lung cancer. 9/2004.	9/10/07 No changes or updates. 08/14/07- Claim activity for prescription x 1. No additional referrals or admissions noted in CCMS system. 07/10/07 Claims received on 06/11/07 for diagnoses of Cirrhosis and Malignant neoplasm of lung. 6/10/07 UTMB requesting referral for radiology appointment and oncology5/10/07 Has referral to radiation services at UTMB. 4/10/07 Referral office visit at UTMB. 3/14/07 Had computed axial tomography of chest showed that the there\ are still 2 nodules in her lung and the nodule under her arm is unchanged. Member reports that she is now having swelling in her legs and had been referred for ABI. Is waiting for nurse to callback with appointment for this. 02/13/07 No appoints noted for this reporting period. 1/10/2007. Possible deep vein thrombosis 12/06/2006. Referral to UTMB for oncology visit 12/14/2006. CT of the abdomen, pelvis and chest for spread of adenocarcinoma 12/15/2006. Referred to case management by L. Vallente, RN 01/04/2007.	Unknown
Congenital	Arnold-Chiari malformation.	52 year old female with long standing pain issues related to Arnold-Chiari. Implanted pain pump	9/10/07 - No changes or updates. 08/14/07- Member saw Dr. McNeill. Was being treated for infection. Morphine pump refilled x one. 07/10/07 On 07/03/07 rec'd oxygen reading as requested -84% on RA< therefore Oxygen concentrator approved for 6 months. On 06/18/07 approval for ENT referral made. Member with recent facial fracture, new onset ear drainage.6/10/07 Termed 5/10/07 Facial nerve impingement has not been treated. Member will have pain pump replaced. 4/10/07 Referral for ENT for facial fracture and hospitalization for pneumonia. 3/26/07. 3/14/07- 2/19/07 Fractured face and wrist. Referred to Dr. Dougliis, ENT and now has been referred for surgery to release entrapped nerve in face.Waiting for direction from MCHD.	Unknown
Infectious Disease	Hepatitis C, Back pain	37 year old female diagnoses with hepatitis C, arthritis and back pain-no dates	9/10/07 - No changes or updates. 08/14/07- No claims activity noted. Member is now receiving Emberal for her rheumatoid arthritis. Has prescription good through term on 8/30/07. Member should be getting Medicaid after that. 07/10/07 No activity noted. 6/10/07 Referral for pain management to UTMB. 5/10/07 Member to transition to medicaid 8/2007. 4/10/07 Referral to UTMB for rheumatology and gastroenterology. Is applying for SSDI. 3/14/07 Evaluation by occupational therapy. Also has an appointment with the disability physician for an evaluation.	Unknown
Pulmonary	COPD	62 year old female with diagnosis of COPD 11/2006	9/10/07 - Member with inpatient admission 8/10/07- 8/14/07 for chest pain. Placed on ventilator at time of admission for adequate ventilation. Extubated on 8/12/07. Discharged to home on 8/14/07. Member with admission on 8/29/07 for placement of AICD. Discharged to home on 8/30/07. 08/14/07 Member in house on ventilator. Has been approved for AICD placement. 07/10/07- 06/25/07= notes indicate member had reconstruction to her nose. No other referrals in the system at this time. 6/10/07 Has f/u with plastic surgeon following basal cell carcinoma on nose.. 5/10/07 No activity. 4/07/07 No activity. Needs to renew card by 4/16/07. 3/14/07 Pt was to be seen by Dr. Griffin for PFT but this was cancelled to allow pt to be evaluated for chest pain and possible ICD by Dr. Bellur	Unknown

Montgomery County Hospital District HCAP
Large Case Management Report
Plan Year: August 1, 2006 - August 31, 2007

Case Type	Diagnosis	Medical History	Treatment Plan	Prognosis
Oncology	Breast cancer	54 year old female with diagnosis of breast cancer 10/2006	9/10/07 No changes or updates. 08/14/07 Member with new lump in breast, diagnostic evaluation underway including MMG/USG. Approved for EMG/NCV secondary to Carpal Tunnel, Diabetic Neuropathy, Left arm pain, Weakness and Sensory loss. Colonoscopy approved per oncologist request. 07/10/07 no activity noted. 6/10/07 Referral to UTMB for neurological consult.-cervical spine pain. 5/10/07 Patient is status post hospitalization to rule-out deep vein thrombosis. 4/10/07 Referral for followup to UTMB .3/14/07 Pt states she does not have any scheduled visits with the oncologist for 6 months. Not talking any medications	Unknown
Nephrology	Renal failure	64 year old female diagnosed with renal failure 1/2007	9/10/07 - Member with questions regarding claims. Referred to claims department. Member seen by Dr. Tolat on 6/5/07, seen by Dr. Jezierski on 6/28/07 and was referred to cardiologist, D r. Afzal, who discontinued Toprol and increased Lisinopril to 40 milligrams every day. Member to see these physicians again in about 6 months.	Unknown
Oncology	Brain cancer	57 year old female with diagnosis of brain cancer 8/2006	9/10/07 No changes or updates. 08/14/07 Member seen by ENT secondary to reported hearing loss. Hearing test and tympanometry approved as medically necessary for hearing evaluation. 07/10/07 No activity noted. Member due for renewal on 07/11/07. 6/10/07 No activity 5/10/07 Magnetic resonance imaging of brain-small area of magnetic susceptibility artifact persist in the right mid cerebellar hemisphere consistant with hemosiderin from an old hematoma or a small piece of metal with artifact. To return to the physician. 4/10/07 Termed and over 30,000 limit. 3/14/07 States she has been cleared by the neurosurgery to drive again. Needs to have a repeat mammogram which is in system for precert. Just renewed clinical card. No issues currently	Unknown
Oncology	Hodgkins	21 year old male with diagnosis of Hodgkins	9-10-07 - member to have blood work & CT of entire body. Daughter to schedule. 09/01/2007 Pending follow-up appt for CT and lab. 08/14/07 Member is following treatment plan and has been receiving care on routine basis at UTMB. 07/10/07 Member continues to see oncologist for follow-up. 6/10/07 No new activity. 05/10/07 Currently receiving chemotherapy at UTMB. 4/10/07 Referral for followup at UTMB 3/26/07	Unknown
Oncology	Breast cancer	59 year old female with referral for breast cancer - 3/2007	9/10/07 - No changes or updates. 08/14/07 Seen at UTMB for diagnosis of breast cancer. Being followed by oncologist. 07/10/07 Member with history of breast cancer. Plan is for member to be followed by UTMB for oncology services. 6/10/07 No new activity 5/10/07 Pending arthroscopy for meniscus tear. 4/10/07 Referral for followup with gastroentrolgist and colonscopy 3/09/07	Unknown
Benign brain mass	Brain mass	27 year old male with diagnosis diagnosis of mass behind temporal lobe- 3/2007	9/10/07 - No changes or updates. 08/14/07 Member re-enrolled 07/10/07 Member has termed. 6/10/07 Medicaid application has been put on hold. The ophthalmologist for the determining eye exam said his vision should return in the effected eye. Jennifer, social services, MDAnderson, does not feel this will happen and are seeking a second independent exam for the member. Member still sees Dr. Dollar for primary care but does not have a local eye doctor. 5/10/07 Tumor was not completely removed and will need ongoing treatment. Seek other financial resources to cover medication. 4/10/07 Member had surgery for removal of benign tumor in brain. May be at maximum benefit	Unknown
Endocrinology	Diabetes	59 year old female with diagnosis of diabetes- unknown onset	9/10/07 - No changes or updates. 08/14/07 No new activity noted. Claims system indicates claims paid for prescriptions. 07/10/07 Card renewed. No new activity noted. 6/10/07 Termed. 5/10/07 Has history of diabetes mellitus with poor compliance. Noted AM blood sugar 170-180. Last eye exam was 2 years ago.	Unknown

Montgomery County Hospital District HCAP
Large Case Management Report
Plan Year: August 1, 2006 - August 31, 2007

Case Type	Diagnosis	Medical History	Treatment Plan	Prognosis
Neuro/CNS	CNS	23 year old male with diagnosis of seizures- unknown onset	9/10/07 - No changes or updates. 08/14/07 No new activity noted. Claims system shows paid claims for prescriptions. 07/10/07 Card has been renewed. Reviewed system for activity. No new referrals or admissions. 6/10/07 Termed. 5/10/07 Member has history of uncontrolled seizure activity. Is to return to UTMB for neurological 5/3/07	Unknown
Endocrinology /Cardiovascular	Diabetes and congestive heart failure	63 year old female with diagnosis of diabetes and congestive heart failure unknown onset	9/10/07 No changes or updates. 08/14/07 Member admitted for Observation, one day stay, secondary to chest pain associated with SOB and diaphoresis, vertigo, nausea, vomiting and increasing lethargy. Also seen by Ophthalmologist for f/u eye exam due to visual field defect. 07/10/07 Member being seen for diagnosis of open angle glaucoma. 6/10/07 Member has CVA, Is going to outpatient OT and PT	Unknown
Endocrinology	Diabetes	60 year old female with diagnosis of diabetes- unset unknown	9/10/07 No changes or updates. 08/14/07 No new activity noted. No new claims received. 07/10/07 Member being followed for diagnosis of DM. Has referral to physician for eye exam.	Unknown
Endocrinology	Diabetes	48 year old female with history of diabetes, HTN and high cholesterol.	9/10/07 - Member with new diagnosis of lymphocytic leukemia. Receiving chemotherapy. 08/14/07 Member with inpatient hospital stay from 07/30/07 to 08/07/07 diagnosis = sepsis. 07/10/07 Member undergoing initial chemotherapy for diagnosis of ALL. 6/10/07 Member was off of MCHD assistance for a month . Referral to eye and podiatry expired. Has not has medications. Strongly encourage the member to call primary for appointment and to get medications restarted-HTN, cholesterol and oral glycoside. Reviewed diabetic care needs. Member understood what uncontrolled blood sugar could do to her cardiovascular, renal systems and eyes.Will resend letter with card and follow in the system for appt	Unknown
Oncology	Breast cancer	60 year old with history of breast cancer	9/10/07 - No changes or updates. 08/14/07 Member approved for total bone scan. Member with diagnosis of breast cancer with new symptoms and elevated ALP. Member also seeing oncologist for follow up visits. 07/10/07 Member being seen in physician office for follow up visit post surgery. 6/10/07 Receiving chemotherapy treatments at UTMB	Unknown
Cancer of Ovary	Ovarian Cancer	Member w/ dx of ovarian cancer	9/10/07 Continues to receive chemotherapy, Taxol and Carboplatin. 08/14/07 Receiving chemotherapy. Assisted with obtaining documentation necessary for food stamps. 07/10/07 Member with several office visits for diagnosis of malignant neoplasm of ovary.	Unknown
Diabetes	Diabetes	Diabetes	09/10/07 No changes or updates. 08/14/07 Member without change. One claim this reporting period for office visit for DM. 07/10/07 Member with diagnosis of DM. Member effectively monitoring BS. Member has referrals for diabetic education and ophthalmology visit.	Unknown

**Montgomery County Hospital District HCAP
Large Case Management Report**

Plan Year: August 1, 2006 - August 31, 2007

Case Type	Diagnosis	Medical History	Treatment Plan	Prognosis
Hepatitis	DM, Hepatitis A, B, and C	PMH = MI, DM, Hepatitis A, B, and C, Cholecystectomy 07/07. She has been seen at the Lone Star Clinic, however indicates that she never sees the same physician. She is to make an appointment with Danile Whitman a physician in Conroe, phone number 936 760 1900. She has recently been seen in the emergency room 3 times for shaking all over and an inability to ambulate. Physician told her that she may have anxiety but prescribed no medications for this. She began checking her blood sugar levels on 06/14/07 and is currently checking twice a day and, is keeping a log of the results. She indicated she is following the diet the physician gave her. Upon her telling me her blood sugar levels over the past month her blood sugar levels have come down from the 180's to the 115-122 range. Medications she is on include Glyburide and Effexor	9/10/07 No changes or updates. 08/14/2007 Outpatient mgmt of Diabetes. Treatment for Hepatitis C not determined at this time. Compliant with medications. Currently on Effexor and Glyburide. Has support system in place.	Unknown
Diabetes	Chronic Pain	62-year old female with chronic pain, DJD L4-S1 w/ previous surgery, fibromyalgia, and carpal tunnel	9/10/07 No changes or updates. 08/14/07 Treatment not determined at this time. Member has not had her appt.	Unknown
Cancer of Bronchus/ Lung	Lung Cancer	Member w/ new onset of neoplastic mass. Testing confirms lung cancer. Results from initial staging pending.	9/10/07 - Member with history of CVA. Member receiving radiation therapy for squamous cell lung cancer. Member with inpatient admission on 8-16-07 for complaints of chest pain & cough. Diagnosed with pneumonia and pulmonary embolism. Remains inhouse to date. 08/14/07 Approved chemotherapy for treatment of lung cancer. Further treatment will be dependent upon outcome of the initial staging work-up.	Unknown
Lung Cancer	Lupus	54 year old female with diagnosis of Lupus-originally diagnosed with chronic idiopathic thrombocytopenic purpura	9/10/07 - Member with diagnosis of malignant neoplasm of lung status post lobectomy. Member seeing cardiothoracic surgeon, cardiologist & rheumatologist as an outpatient. 07/10/07- Admission planned for 07/10/07 to undergo wedge resection and possible left upper lobe lobectomy. Will continue to follow under case management. 6/10/07 Continues evaluation of nodule in lung. 5/10/07 Has been referred for further testing for related to nodule found in lung. Will see pulmonologist in Conroe. 4/10/07 Referral to East Montgomery Clinic for exacerbation of Lupus 4/9/07	Unknown

Montgomery County Hospital District HCAP
Large Case Management Report
Plan Year: August 1, 2006 - August 31, 2007

Case Type	Diagnosis	Medical History	Treatment Plan	Prognosis
Neurological conditions	Unknown at this time.	Unknown at this time.	9/10/07 Member with history of surgical procedure to neck. Now with recurrence of symptoms. Member steered to plan provider for primary care needs & for discussion of surgical procedure to neck.	Unknown
Gastrointestinal Conditions	Hepatitis C, Cirrhosis, Hepatic Encephalopathy (stage I), Duodenal Ulcer.	Member with hx of hepatitis C with recent ER admission and underwent Cholecystectomy.	9/10/07 - No changes or updates. 08/14/2007 Under the care of a gastroenterologist; however, no definitive treatment at this time for Hepatitis C. Meds = Fosamax, Iron, Klor, Lactulose, Prevacid.	Unknown
Diabetes	Diabetes, Osteomyelitis	Member brittle diabetic with hx of osteomyelitis left foot. Hx of HBO treatments for wound. 21-day inpatient confinement for excisional debridement left foot, wound dehiscence, extensive arthrodisis left foot. Continued HBO as inpatient. Required IV abx and therapy.	9/10/07 No changes or updates. 08/14/2007 Post discharge from hospital continue HBO treatments. Wound care with detailed dressing changes and wound vac. Amputation probable if no improvement.	Unknown
Gastrointestinal Conditions	Abominal pain, Gastritis, Hiatal Hernia	Member w/history of abdominal pain and GERD. Other diagnosis are obesity, hypertension, and hyperlipidemia. Evaluated for continuing abdominal pain via UGI w/bx, CT of abdomen, and US abdomen. All test negative w/exception of gastritis and hiatal hernia. H. Pylori negative. Continues with abdominal pain	9/10/07 - No changes or updates. 08/14/2007 Evaluation continues secondary to abdominal pain. Current intervention includes diet, antireflux regimine. Medications include Omeprazole, and Bentyl. One time agreement with Digestive Liver Disease Associates.	Unknown
Rehabilitation	Vitreous Hemorrhage, Bilateral Patellofemoral Syndrome, R. Patella Malalignment	Member underwent vitrectomy secondary to vitreous hemorrhage as a result of eye injury. Also had R. Knee Arthroscopy on 04/05/2007. Following surgery had physical therapy to increase ROM and strengthening. Also has past hx of MI in 2003.	9/10/07 - No changes or updates. 08/14/2007 Current medication management consist of metoprolol, zestril, combivent, lipitor, and ASA. Member scheduled to undergo CT of chest to evaluate a pulmonary nodule identified on CXR. Member reportedly has had increase of SOB, and chest pain. ECHO within normal limits. Will remain in case management.	Unknown
Leukemia	Leukemia	Member with recent new diagnosis of rare Acute Precursor-B cell Lymphoblastic Leukemia.	9/10/07 - Member recently diagnosed with rare type of Pre-B acute lymphoblastic leukemia. Sadler Clinic physician requesting approval from MCHD for patient to be treated at MD Anderson. Member with inpatient admission from 8-27-07 to 8-30-07 for diagnosis of severe anemia, acute leukemia.	Unknown

**Montgomery County Hospital District HCAP
Medical Management Activities Report**

Plan Year- August 1,2006- July 31, 2007

Activities	October-06	November-06	December-06	January-07	February-07	March-07	April-07	May-07	June-07	July-07	August-07
Outpatient Authorization	518	307	283	277	359	342	335	379	332	419	422
Inpatient Authorization	22	16	18	23	18	25	22	22	28	23	19
Outbound Phone Calls	69	63	39	40	54	86	88	73	93	133	58
Outbound Faxes	579	392	294	430	435	495	456	468	494	493	665
Electronic Mail	*146	108	79	95	105	106	93	148	143	124	68
Claims Issues	0	0	2	2	0	0	5	6	2	5	15
Predeterminations	0	2	2	2	0	0	7	7	2	4	18
Referrals to UTMB	47	27	39	26	47	63	37	64	55	34	46

**LoneStar started submitting electronic mail request on September 25, 2006.*

MCHD HCAP Recap for 2007

<i>Month</i>	<i>Financial Accuracy</i>	<i>Total Amount</i>	<i>Total Overpayments & Underpayments</i>	<i>Procedural Accuracy</i>	<i>Total Audited Fields</i>	<i>Total Correct Fields</i>	<i>Monetary Accuracy</i>	<i>Total Claim Audited</i>	<i>Total Claims with Correct Payments</i>	<i>Claim Turn Around Time</i>	<i>Total Claim</i>	<i>Total Processed 14 Days or Less</i>	<i>% of Claim Audited</i>
Jan	99.57%	\$ 10,421.80	\$ 44.58	99.82%	556	555	98.55%	69	68	61.42%	3429	2106	2.01%
Feb	100.00%	\$ 7,318.69	\$ -	100.00%	530	530	100.00%	68	68	75.88%	3242	2460	2.10%
Mar	99.77%	\$ 28,214.48	\$ 64.64	99.85%	646	645	98.84%	86	85	26.79%	3707	993	2.32%
Apr	100.00%	\$ 24,135.04	\$ -	100.00%	628	628	100.00%	78	78	87.54%	3836	3358	2.03%
May	100.00%	\$ 18,771.59	\$ -	100.00%	780	780	100.00%	92	92	77.27%	3375	2608	2.73%
Jun	100.00%	\$ 16,957.51	\$ -	100.00%	603	603	100.00%	76	76	91.38%	3609	3298	2.11%
Jul	100.00%	\$ 15,449.83	\$ -	100.00%	463	463	100.00%	57	57	92.49%	2838	2625	2.01%
Aug	100.00%	\$ 1,762.50	\$ -	100.00%	303	303	100.00%	38	38	86.47%	1862	1610	2.04%
Total	99.91%	\$ 123,031.44	\$ 109.22	99.96%	4509	4507	99.65%	564	562	73.59%	25898	19058	2.18%

MCHD HCAP Audit Summary August 2007

Analyst	Total claims audited	\$ value of claims audited	Totals of under/over pymt.	Total monetary accuracy	Minimum Met?	Total financial accuracy	Minimum Met?	Total procedural accuracy	Minimum Met?	Total errors	Total \$ errors
Maribel C	30	\$1,336.46	\$0.00	100.00%	Y	100.00%	Y	100.00%	Y	0	0
Myra G	6	\$300.04	\$0.00	100.00%	Y	100.00%	Y	100.00%	Y	0	0
Victoria P	2	\$126.00	\$0.00	100.00%	Y	100.00%	Y	100.00%	Y	0	0
Total	38	\$1,762.50	\$0.00	100.00%	Y	100.00%	Y	100.00%	Y	0	0



**CATALYST RX REPORTS
FOR AUGUST 2007**

Top 25 Therapeutic Category by Cost

Montgomery County Hospital District Standard Report - August 2007
Date Submitted: 8/1/2007 Through 8/31/2007
Date of Service: ALL

Therapeutic Category	Rx	% of Total Rx	Generic %	Cost	% of Total Cost	Copay	% of Total Copay	Cost / Rx	Copay/ Rx	Cost/ Day	Utilizers
CARDIOVASCULAR AGENTS	332	29.91%	64.16%	\$14,904	19.56%	\$2,965	30.61%	\$44.89	\$8.93	\$1.50	257
ENDOCRINE AND METABOLIC DRUGS	169	15.23%	54.44%	\$11,935	15.66%	\$1,575	16.26%	\$70.62	\$9.32	\$2.50	159
ANTI-INFECTIVE AGENTS	70	6.31%	74.29%	\$10,385	13.63%	\$584	6.03%	\$148.36	\$8.35	\$11.95	66
CENTRAL NERVOUS SYSTEM DRUGS	41	3.69%	34.15%	\$7,145	9.38%	\$410	4.23%	\$174.27	\$10.00	\$5.98	46
NEUROMUSCULAR DRUGS	94	8.47%	73.40%	\$6,194	8.13%	\$778	8.03%	\$65.89	\$8.27	\$2.48	86
GASTROINTESTINAL AGENTS	40	3.60%	37.50%	\$5,222	6.85%	\$425	4.39%	\$130.56	\$10.63	\$4.69	43
ANALGESICS AND ANESTHETICS	168	15.14%	95.24%	\$5,211	6.84%	\$1,237	12.77%	\$31.02	\$7.36	\$1.57	151
MISCELLANEOUS PRODUCTS	55	4.95%	10.91%	\$5,106	6.70%	\$270	2.78%	\$92.83	\$4.90	\$1.43	36
RESPIRATORY AGENTS	65	5.86%	46.15%	\$4,452	5.84%	\$659	6.80%	\$68.49	\$10.14	\$2.76	57
HEMATOLOGICAL AGENTS	28	2.52%	17.86%	\$2,706	3.55%	\$325	3.35%	\$96.65	\$11.61	\$3.22	33
TOPICAL PRODUCTS	23	2.07%	56.52%	\$1,441	1.89%	\$223	2.30%	\$62.63	\$9.67	\$3.45	21
GENITOURINARY PRODUCTS	15	1.35%	40.00%	\$854	1.12%	\$163	1.68%	\$56.91	\$10.83	\$2.33	17
ANTINEOPLASTIC AGENTS	4	0.36%	50.00%	\$593	0.78%	\$40	0.41%	\$148.18	\$10.00	\$4.94	3
NUTRITIONAL PRODUCTS	6	0.54%	83.33%	\$65	0.09%	\$34	0.35%	\$10.91	\$5.67	\$0.36	8
	1,110	100%		\$76,212	100%	\$9,688	100%				983

Top 25 Drug Group by Cost

Montgomery County Hospital District Standard Report - August 2007
Date Submitted: 8/1/2007 Through 8/31/2007
Date of Service: ALL

Drug Group	Rx	% of Total Rx	Generic %	Cost	% of Total Cost	Copay	% of Total Copay	Cost / Rx	Copay/ Rx	Cost/ Day	Utilizers
ANTIDIABETICS	104	9.37%	53.85%	\$9,430	12.37%	\$974	10.05%	\$90.67	\$9.37	\$3.07	92
ANTIHYPERLIPIDEMICS	112	10.09%	34.82%	\$8,230	10.80%	\$1,205	12.44%	\$73.48	\$10.76	\$2.45	112
ANTIVIRALS	5	0.45%	20.00%	\$6,184	8.11%	\$58	0.59%	\$1,236.79	\$11.50	\$43.55	6
ANTICONVULSANTS	57	5.14%	64.91%	\$5,372	7.05%	\$503	5.19%	\$94.25	\$8.82	\$3.40	54
DIAGNOSTIC PRODUCTS	29	2.61%	0.00%	\$4,472	5.87%	\$225	2.32%	\$154.22	\$7.76	\$3.02	32
ANTIASTHMATIC AND BRONCHODILATOR AGENTS	40	3.60%	22.50%	\$3,720	4.88%	\$455	4.70%	\$92.99	\$11.38	\$3.34	35
ANTIHYPERTENSIVES	115	10.36%	72.17%	\$3,372	4.42%	\$956	9.86%	\$29.32	\$8.31	\$0.98	125
ANTIDEPRESSANTS	33	2.97%	36.36%	\$3,363	4.41%	\$333	3.43%	\$101.90	\$10.08	\$3.40	37
ANTIEMETICS	2	0.18%	100.00%	\$3,346	4.39%	\$15	0.15%	\$1,672.77	\$7.50	\$63.12	2
ANALGESICS - OPIOID	129	11.62%	100.00%	\$3,184	4.18%	\$922	9.52%	\$24.68	\$7.15	\$1.37	118
HEMATOLOGICAL AGENTS - MISC.	26	2.34%	11.54%	\$2,689	3.53%	\$310	3.20%	\$103.42	\$11.92	\$3.45	28
ANTI-INFECTIVE AGENTS - MISC.	18	1.62%	88.89%	\$2,586	3.39%	\$132	1.36%	\$143.68	\$7.32	\$10.34	18
PSYCHOTHERAPEUTIC AND NEUROLOGICAL AGENTS - MISC.	2	0.18%	0.00%	\$1,801	2.36%	\$25	0.26%	\$900.61	\$12.50	\$30.02	2
MIGRAINE PRODUCTS	8	0.72%	0.00%	\$1,758	2.31%	\$100	1.03%	\$219.78	\$12.50	\$7.55	8
ANTIPSYCHOTICS	3	0.27%	0.00%	\$1,711	2.25%	\$38	0.39%	\$570.38	\$12.50	\$22.82	3
ENDOCRINE AND METABOLIC AGENTS - MISC.	14	1.26%	7.14%	\$1,653	2.17%	\$170	1.75%	\$118.09	\$12.14	\$4.13	13
ULCER DRUGS	29	2.61%	20.69%	\$1,405	1.84%	\$333	3.43%	\$48.45	\$11.47	\$1.71	30
BETA BLOCKERS	43	3.87%	83.72%	\$1,095	1.44%	\$321	3.31%	\$25.47	\$7.45	\$0.85	53
CALCIUM CHANNEL BLOCKERS	25	2.25%	88.00%	\$1,058	1.39%	\$203	2.09%	\$42.32	\$8.10	\$1.44	23
FLUROQUINOLONES	19	1.71%	42.11%	\$988	1.30%	\$187	1.93%	\$52.02	\$9.85	\$6.30	20
DERMATOLOGICALS	11	0.99%	63.64%	\$973	1.28%	\$103	1.06%	\$88.45	\$9.32	\$4.82	11
MEDICAL DEVICES	26	2.34%	23.08%	\$634	0.83%	\$45	0.46%	\$24.37	\$1.71	\$0.30	16
ANTINEOPLASTICS	4	0.36%	50.00%	\$593	0.78%	\$40	0.41%	\$148.18	\$10.00	\$4.94	3
NASAL AGENTS - SYSTEMIC AND TOPICAL	9	0.81%	55.56%	\$522	0.69%	\$88	0.90%	\$58.01	\$9.72	\$2.01	10
CARDIOVASCULAR AGENTS - MISC.	4	0.36%	0.00%	\$480	0.63%	\$50	0.52%	\$120.02	\$12.50	\$4.00	4
	867	78%		\$70,620	93%	\$7,785	80%				855



Top 25 Drugs by Cost

09/10/2007
Report: FC005

Montgomery County Hospital District Standard Report - August 2007
Date Submitted: 8/1/2007 Through 8/31/2007
Date of Service: ALL

Drug Name / Category	Rx	% of Total Rx	Generic %	Cost	% of Total Cost	Copay	% of Total Copay	Cost / Rx	Copay/ Rx	Cost/ Day	Utilizers
PEGASYS KIT / HEPATITIS AGENTS	3	0.27%	0.00%	\$5,036	6.61%	\$38	0.39%	\$1,678.58	\$12.50	\$59.95	3
ONDANSETRON TAB 8MG / 5-HT3 RECEPTOR	1	0.09%	100.00%	\$3,151	4.13%	\$8	0.08%	\$3,151.14	\$7.50	\$105.04	2
PLAVIX TAB 75MG / PLATELET AGGREGATION	23	2.07%	0.00%	\$2,552	3.35%	\$288	2.97%	\$110.94	\$12.50	\$3.70	25
LIPITOR TAB 20MG / HMG COA REDUCTASE INHIBITORS	21	1.89%	0.00%	\$2,097	2.75%	\$263	2.71%	\$99.86	\$12.50	\$3.33	18
ZYVOX TAB 600MG / OXAZOLIDINONES	1	0.09%	0.00%	\$2,080	2.73%	\$13	0.13%	\$2,079.99	\$12.50	\$69.33	1
ACCU-CHEK TES AVIVA / DIAGNOSTIC REAGENTS	7	0.63%	0.00%	\$1,775	2.33%	\$25	0.26%	\$253.57	\$3.57	\$3.51	7
LIPITOR TAB 40MG / HMG COA REDUCTASE INHIBITORS	18	1.62%	0.00%	\$1,742	2.29%	\$225	2.32%	\$96.79	\$12.50	\$3.23	19
LANTUS INJ 100/ML / INSULIN	13	1.17%	0.00%	\$1,737	2.28%	\$163	1.68%	\$133.61	\$12.50	\$4.48	13
NOVOLOG MIX INJ 70/30 / INSULIN	4	0.36%	0.00%	\$1,679	2.20%	\$38	0.39%	\$419.73	\$9.38	\$13.99	4
COPAXONE KIT 20MG/ML / MULTIPLE SCLEROSIS	1	0.09%	0.00%	\$1,655	2.17%	\$13	0.13%	\$1,654.97	\$12.50	\$55.17	1
GLYB/METFORM TAB 5/500MG / ANTIDIABETIC COMBINATIONS	18	1.62%	100.00%	\$1,338	1.76%	\$135	1.39%	\$74.31	\$7.50	\$2.48	19
ADVAIR DISKU MIS 250/50 / SYMPATHOMIMETICS	8	0.72%	0.00%	\$1,315	1.73%	\$100	1.03%	\$164.43	\$12.50	\$5.48	8
EFFEXOR XR CAP 150MG / SEROTONIN-NOREPINEPHRINE REUPTAKE INHIBITORS	9	0.81%	0.00%	\$1,264	1.66%	\$113	1.16%	\$140.48	\$12.50	\$4.68	9
TOPAMAX TAB 100MG / ANTICONVULSANTS - MISC.	2	0.18%	0.00%	\$1,237	1.62%	\$25	0.26%	\$618.57	\$12.50	\$20.62	3
LIPITOR TAB 80MG / HMG COA REDUCTASE INHIBITORS	12	1.08%	0.00%	\$1,198	1.57%	\$150	1.55%	\$99.86	\$12.50	\$3.33	12
ASCENSIA TES CONTOUR / DIAGNOSTIC REAGENTS	14	1.26%	0.00%	\$1,141	1.50%	\$163	1.68%	\$81.51	\$11.61	\$2.58	16
HYDROCO/APAP TAB 10-325MG / OPIOID COMBINATIONS	24	2.16%	100.00%	\$1,047	1.37%	\$173	1.78%	\$43.61	\$7.19	\$2.13	20
RIBAVIRIN CAP 200MG / HEPATITIS AGENTS	1	0.09%	100.00%	\$993	1.30%	\$8	0.08%	\$992.59	\$7.50	\$35.45	2
KEPPRA TAB 500MG / ANTICONVULSANTS - MISC.	3	0.27%	0.00%	\$916	1.20%	\$25	0.26%	\$305.24	\$8.33	\$10.17	3
EFFEXOR XR CAP 75MG / SEROTONIN-NOREPINEPHRINE REUPTAKE INHIBITORS (SNRIS)	4	0.36%	0.00%	\$790	1.04%	\$50	0.52%	\$197.42	\$12.50	\$6.58	6
LEVAQUIN TAB 500MG / FLUOROQUINOLONES	7	0.63%	0.00%	\$751	0.99%	\$88	0.90%	\$107.27	\$12.50	\$9.05	8
DEPAKOTE TAB 500MG DR / VALPROIC ACID	5	0.45%	0.00%	\$744	0.98%	\$63	0.65%	\$148.79	\$12.50	\$6.76	4
NOVOLIN INJ 70/30 / INSULIN	5	0.45%	0.00%	\$719	0.94%	\$63	0.65%	\$143.78	\$12.50	\$4.86	6
COMBIVENT AER / SYMPATHOMIMETICS	8	0.72%	0.00%	\$714	0.94%	\$100	1.03%	\$89.30	\$12.50	\$3.57	8



Top 25 Drugs by Cost

09/10/2007
Report: FC005

Montgomery County Hospital District Standard Report - August 2007
Date Submitted: 8/1/2007 Through 8/31/2007
Date of Service: ALL

Drug Name / Category	Rx	% of Total Rx	Generic %	Cost	% of Total Cost	Copay	% of Total Copay	Cost / Rx	Copay/ Rx	Cost/ Day	Utilizers
ABILIFY TAB 10MG / QUINOLINONE DERIVATIVES	1	0.09%	0.00%	\$685	0.90%	\$13	0.13%	\$685.41	\$12.50	\$22.85	1
	213	19%		\$38,356	50%	\$2,335	24%				218



Top 25 Drugs by Rx

09/10/2007
Report: FC005

Montgomery County Hospital District Standard Report - August 2007
Date Submitted: 8/1/2007 Through 8/31/2007
Date of Service: ALL

Drug Name / Category	Rx	% of Total Rx	Generic %	Cost	% of Total Cost	Copay	% of Total Copay	Cost / Rx	Copay/ Rx	Cost/ Day	Utilizers
HYDROCO/APAP TAB 5-500MG / OPIOID COMBINATIONS	27	2.43%	100.00%	\$15	0.02%	\$191	1.97%	\$0.56	\$7.07	\$0.05	29
HYDROCO/APAP TAB 10-325MG / OPIOID COMBINATIONS	24	2.16%	100.00%	\$1,047	1.37%	\$173	1.78%	\$43.61	\$7.19	\$2.13	20
HYDROCO/APAP TAB 7.5-750 / OPIOID COMBINATIONS	24	2.16%	100.00%	\$81	0.11%	\$171	1.76%	\$3.38	\$7.11	\$0.18	24
PLAVIX TAB 75MG / PLATELET AGGREGATION	23	2.07%	0.00%	\$2,552	3.35%	\$288	2.97%	\$110.94	\$12.50	\$3.70	25
LIPITOR TAB 20MG / HMG COA REDUCTASE INHIBITORS	21	1.89%	0.00%	\$2,097	2.75%	\$263	2.71%	\$99.86	\$12.50	\$3.33	18
LIPITOR TAB 40MG / HMG COA REDUCTASE INHIBITORS	18	1.62%	0.00%	\$1,742	2.29%	\$225	2.32%	\$96.79	\$12.50	\$3.23	19
GLYB/METFORM TAB 5/500MG / ANTIDIABETIC COMBINATIONS	18	1.62%	100.00%	\$1,338	1.76%	\$135	1.39%	\$74.31	\$7.50	\$2.48	19
PRILOSEC OTC TAB 20MG / PROTON PUMP INHIBITORS	17	1.53%	0.00%	\$378	0.50%	\$213	2.19%	\$22.25	\$12.50	\$0.79	19
SIMVASTATIN TAB 40MG / HMG COA REDUCTASE INHIBITORS	16	1.44%	100.00%	\$575	0.75%	\$120	1.24%	\$35.94	\$7.50	\$1.20	17
LISINAPRIL TAB 10MG / ACE INHIBITORS	16	1.44%	100.00%	\$163	0.21%	\$103	1.06%	\$10.21	\$6.41	\$0.34	21
ASCENSIA TES CONTOUR / DIAGNOSTIC REAGENTS	14	1.26%	0.00%	\$1,141	1.50%	\$163	1.68%	\$81.51	\$11.61	\$2.58	16
LANTUS INJ 100/ML / INSULIN	13	1.17%	0.00%	\$1,737	2.28%	\$163	1.68%	\$133.61	\$12.50	\$4.48	13
CYCLOBENZAPR TAB 10MG / CENTRAL MUSCLE RELAXANTS	13	1.17%	100.00%	\$30	0.04%	\$81	0.84%	\$2.32	\$6.26	\$0.11	16
LIPITOR TAB 80MG / HMG COA REDUCTASE INHIBITORS	12	1.08%	0.00%	\$1,198	1.57%	\$150	1.55%	\$99.86	\$12.50	\$3.33	12
CARISOPRODOL TAB 350MG / CENTRAL MUSCLE RELAXANTS	10	0.90%	100.00%	\$220	0.29%	\$68	0.70%	\$22.01	\$6.75	\$0.79	12
METFORMIN TAB 1000MG / BIGUANIDES	10	0.90%	100.00%	\$123	0.16%	\$61	0.63%	\$12.32	\$6.10	\$0.41	13
EFFEXOR XR CAP 150MG / SEROTONIN-NOREPINEPHRINE REUPTAKE INHIBITORS	9	0.81%	0.00%	\$1,264	1.66%	\$113	1.16%	\$140.48	\$12.50	\$4.68	9
ACTONEL TAB 35MG / CALCIUM REGULATORS - MISC.	9	0.81%	0.00%	\$586	0.77%	\$113	1.16%	\$65.07	\$12.50	\$2.32	8
SIMVASTATIN TAB 20MG / HMG COA REDUCTASE INHIBITORS	9	0.81%	100.00%	\$335	0.44%	\$68	0.70%	\$37.26	\$7.50	\$1.24	9
PREMARIN TAB 0.625MG / ESTROGENS	9	0.81%	0.00%	\$261	0.34%	\$113	1.16%	\$28.97	\$12.50	\$0.97	9
METOPROLOL TAB 100MG ER / BETA BLOCKERS CARDIO-SELECTIVE	9	0.81%	100.00%	\$255	0.33%	\$68	0.70%	\$28.35	\$7.50	\$0.95	9



Top 25 Drugs by Rx

09/10/2007
Report: FC005

Montgomery County Hospital District Standard Report - August 2007
Date Submitted: 8/1/2007 Through 8/31/2007
Date of Service: ALL

Drug Name / Category	Rx	% of Total Rx	Generic %	Cost	% of Total Cost	Copay	% of Total Copay	Cost / Rx	Copay/ Rx	Cost/ Day	Utilizers
ADVAIR DISKU MIS 250/50 / SYMPATHOMIMETICS	8	0.72%	0.00%	\$1,315	1.73%	\$100	1.03%	\$164.43	\$12.50	\$5.48	8
COMBIVENT AER / SYMPATHOMIMETICS	8	0.72%	0.00%	\$714	0.94%	\$100	1.03%	\$89.30	\$12.50	\$3.57	8
LIPITOR TAB 10MG / HMG COA REDUCTASE INHIBITORS	8	0.72%	0.00%	\$539	0.71%	\$100	1.03%	\$67.39	\$12.50	\$2.25	9
ALBUTEROL AER 90MCG / SYMPATHOMIMETICS	8	0.72%	100.00%	\$135	0.18%	\$60	0.62%	\$16.83	\$7.50	\$0.68	6
	353	32%		\$19,843	26%	\$3,396	35%				368

Top 25 Prescribers by Rx

Montgomery County Hospital District Standard Report - August 2007
Date Submitted: 8/1/2007 Through 8/31/2007
Date of Service: ALL

Prescriber ID	Name	Rx	% of Total Rx	Generic %	Cost	% of Total Cost	Copay	% of Total Copay	Cost / Rx	Copay/ Rx	Cost/ Day	Utilizers
BC8444034	CONROE MEDICAL EDUCATION FDN	297	27.99%	58.25%	\$17,721	24.02%	\$2,759	29.59%	\$59.67	\$9.29	\$2.12	158
BK2617489	KARIMJEE, NAJMUDDIN K MD	152	14.33%	63.16%	\$8,695	11.79%	\$1,276	13.68%	\$57.21	\$8.39	\$1.98	89
BY4995037	YABAR, CESAR FERNANDO MD	65	6.13%	60.00%	\$3,281	4.45%	\$553	5.93%	\$50.47	\$8.50	\$1.58	33
BB4600931	BROWN, ANGELA C THOMAS MD	37	3.49%	59.46%	\$1,917	2.60%	\$320	3.43%	\$51.81	\$8.65	\$1.51	23
BB4560199	BROWN, WILLIAM ROBERT MD	35	3.30%	51.43%	\$2,508	3.40%	\$323	3.46%	\$71.65	\$9.21	\$2.15	16
BD5920473	DOLLAR, HUNAID MD	29	2.73%	62.07%	\$2,173	2.95%	\$271	2.91%	\$74.93	\$9.34	\$2.72	13
BM3712242	COLUMBIA CONROE REGIONAL	27	2.54%	62.96%	\$1,039	1.41%	\$230	2.47%	\$38.48	\$8.52	\$1.52	20
BH7292307	HALLBAUER, GREGG M DO	26	2.45%	38.46%	\$3,500	4.75%	\$275	2.95%	\$134.62	\$10.58	\$4.45	14
AH8704226	HALBERDIER, JOHN E MD	23	2.17%	65.22%	\$1,056	1.43%	\$202	2.17%	\$45.89	\$8.78	\$1.81	20
BF5720253	FIESINGER, TROY TREANOR MD	21	1.98%	71.43%	\$1,076	1.46%	\$184	1.97%	\$51.23	\$8.76	\$1.80	10
AG3353973	UNIV OF TEXAS MED BRANCH	16	1.51%	81.25%	\$925	1.25%	\$130	1.39%	\$57.81	\$8.13	\$2.85	10
BJ6893881	JOSHI, LATA MD	16	1.51%	62.50%	\$880	1.19%	\$147	1.57%	\$54.99	\$9.16	\$1.83	7
BB5026198	BORCHERDING, HARLAN JAMES DO	15	1.41%	93.33%	\$1,155	1.57%	\$95	1.02%	\$76.97	\$6.33	\$2.82	6
BM2398279	MCKERNAN, STEPHEN L DO	10	0.94%	40.00%	\$1,001	1.36%	\$55	0.59%	\$100.09	\$5.50	\$1.87	4
BW9587695	WILLS, HAROLD D	10	0.94%	70.00%	\$347	0.47%	\$83	0.89%	\$34.67	\$8.30	\$2.21	5
AB7953917	BULLOCK, GERALD LYNN MD	9	0.85%	55.56%	\$325	0.44%	\$93	0.99%	\$36.16	\$10.28	\$1.89	7
BA9944299	ALI KHAN, MUJTABA	9	0.85%	66.67%	\$322	0.44%	\$79	0.85%	\$35.82	\$8.78	\$1.54	11
BT0904171	TOMASZEK, DAVID E MD	8	0.75%	100.00%	\$382	0.52%	\$59	0.63%	\$47.73	\$7.31	\$1.88	5
BB4474689	BLACKWELL, MICHAEL LEE MD	8	0.75%	100.00%	\$0	0.00%	\$60	0.64%	\$0.00	\$7.50	\$0.00	5
AW2256015	WHITMAN, DANIEL E MD	7	0.66%	57.14%	\$2,036	2.76%	\$66	0.71%	\$290.80	\$9.42	\$20.36	7
BB8060573	BASI, ANAND MD	7	0.66%	57.14%	\$310	0.42%	\$61	0.65%	\$44.30	\$8.64	\$1.86	3
BH9008764	HARRELL, ANGELICA L MD	5	0.47%	20.00%	\$1,237	1.68%	\$58	0.62%	\$247.40	\$11.50	\$8.25	4
BG3197185	GRIFFIN, JOHN R MD	5	0.47%	40.00%	\$407	0.55%	\$53	0.56%	\$81.37	\$10.50	\$2.81	3
BL5786768	LE, MARK DINH MD	5	0.47%	40.00%	\$210	0.29%	\$53	0.56%	\$42.10	\$10.50	\$1.68	2
AD2854378	DEWITZ, SCOTT D MD	5	0.47%	80.00%	\$110	0.15%	\$39	0.42%	\$21.94	\$7.85	\$1.23	2
		847	80%		\$52,611	71%	\$7,519	81%				477



Top 25 Pharmacies by Rx

09/10/2007
Report: FC005

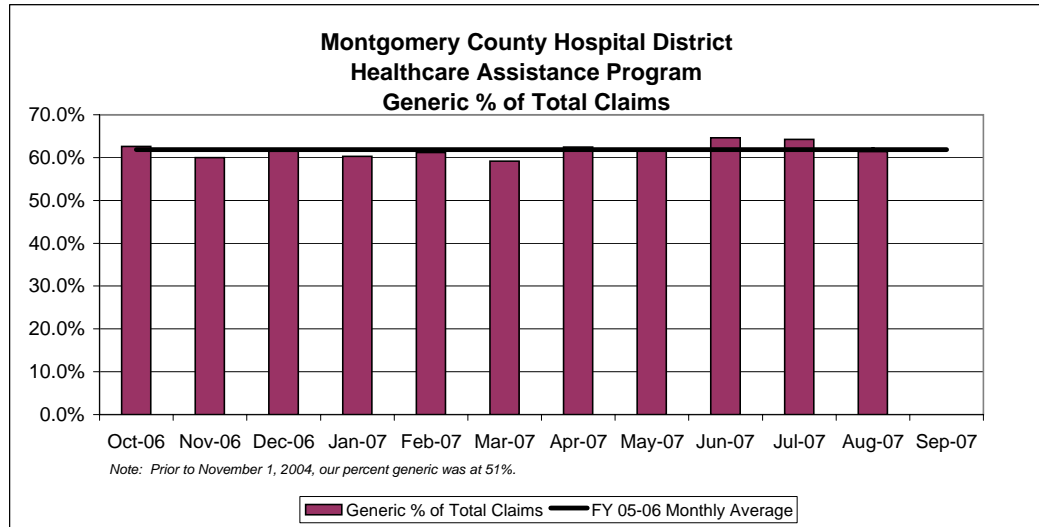
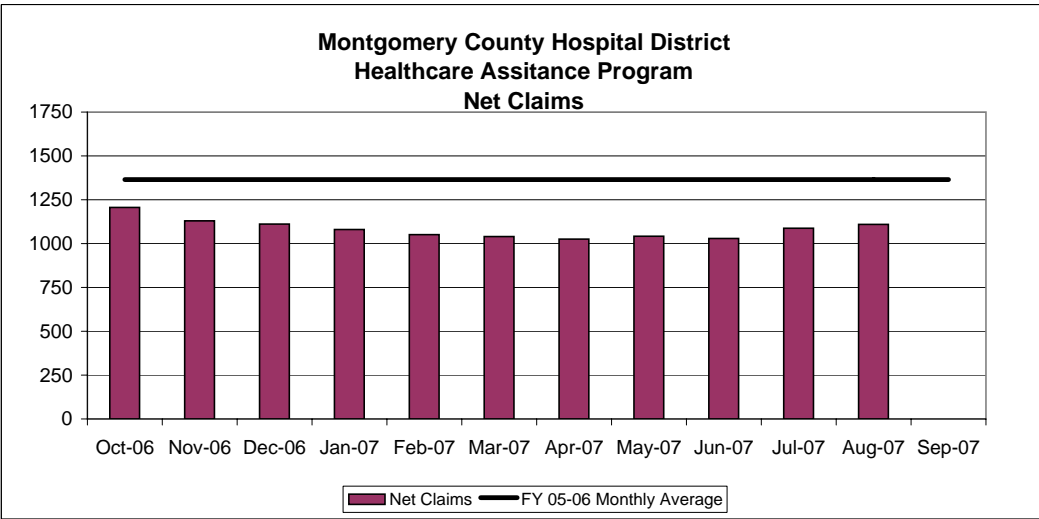
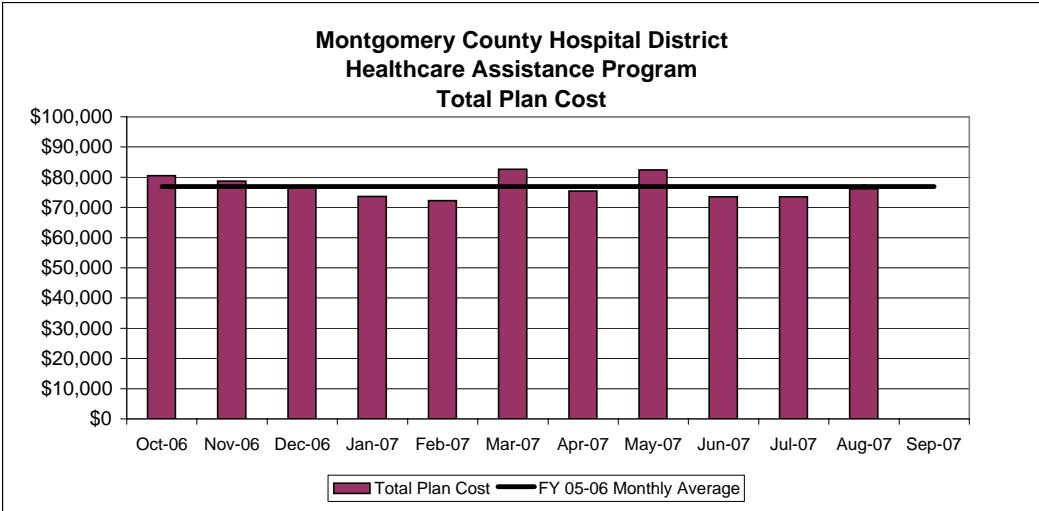
Montgomery County Hospital District Standard Report - August 2007
Date Submitted: 8/1/2007 Through 8/31/2007
Date of Service: ALL

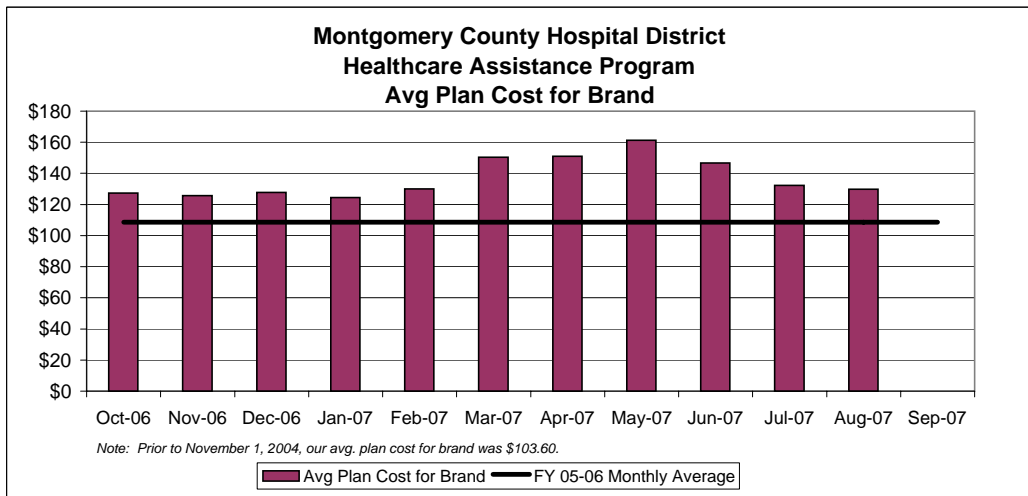
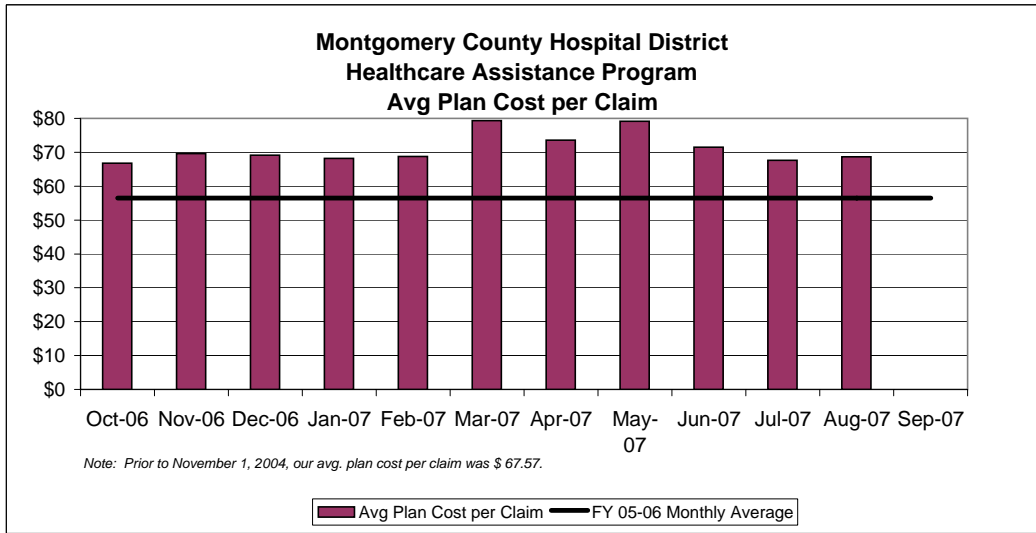
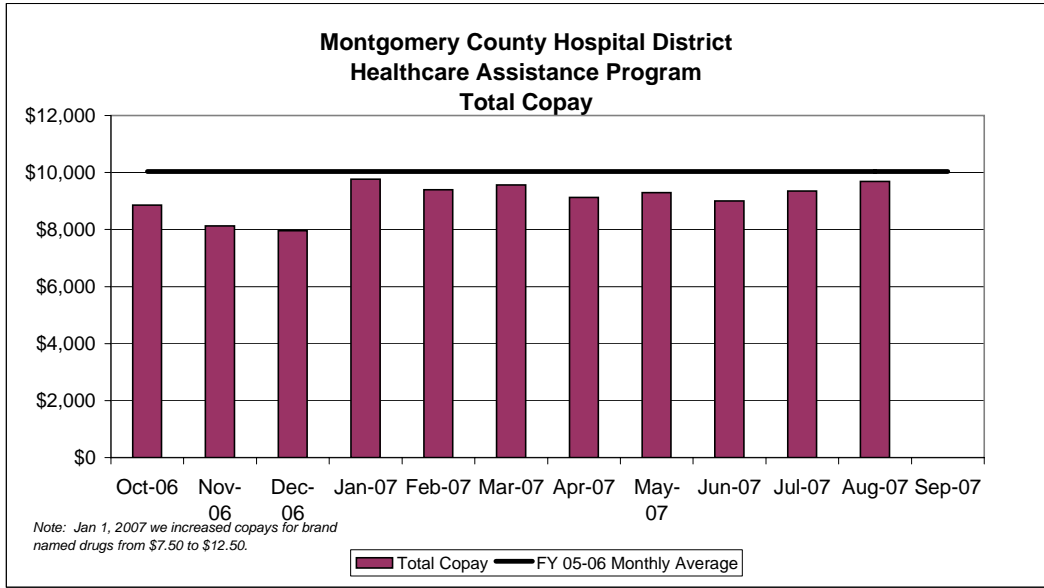
Pharmacy ID	Name	Rx	% of Total Rx	Generic %	Cost	% of Total Cost	Copay	% of Total Copay	Cost / Rx	Copay/ Rx	Cost/ Day	Utilizers
4534219	LONE STAR COMMUNITY HEAL	383	34.50%	53.79%	\$24,874	32.64%	\$3,704	38.23%	\$64.95	\$9.67	\$2.28	180
4592300	WAL-MART PHARMACY 297 297	70	6.31%	60.00%	\$4,180	5.48%	\$582	6.01%	\$59.71	\$8.32	\$2.22	41
4567472	WAL-MART PHARMACY 400 400	65	5.86%	76.92%	\$3,905	5.12%	\$489	5.05%	\$60.07	\$7.52	\$2.51	35
4528052	WAL-MART PHARMACY 3591 3591	39	3.51%	61.54%	\$2,051	2.69%	\$332	3.43%	\$52.60	\$8.52	\$2.03	18
4536528	CVS PHARMACY 06741 06741	34	3.06%	61.76%	\$5,415	7.11%	\$302	3.12%	\$159.27	\$8.90	\$8.61	20
4827032	LIBERTY MEDICAL SUPPLY I	33	2.97%	18.18%	\$3,764	4.94%	\$0	0.00%	\$114.05	\$0.00	\$1.27	13
4512097	WALGREEN DRUG STORE 5269 5269	32	2.88%	68.75%	\$3,344	4.39%	\$290	2.99%	\$104.51	\$9.06	\$4.67	19
4565113	WAL-MART PHARMACY 602 602	29	2.61%	65.52%	\$1,143	1.50%	\$254	2.62%	\$39.41	\$8.74	\$1.55	19
4564440	CVS PHARMACY 07435 07435	20	1.80%	60.00%	\$1,524	2.00%	\$190	1.96%	\$76.21	\$9.50	\$2.85	13
4540870	WAL-MART PHARMACY 3390 3390	19	1.71%	68.42%	\$934	1.23%	\$159	1.64%	\$49.14	\$8.35	\$2.17	9
4523064	KROGER PHARMACY 34741 34741	18	1.62%	83.33%	\$530	0.70%	\$155	1.60%	\$29.44	\$8.61	\$1.32	8
4517148	WAL-MART PHARMACY 3213 3213	17	1.53%	76.47%	\$362	0.47%	\$128	1.33%	\$21.27	\$7.55	\$0.87	10
4524559	WALGREEN DRUG STORE 6932 6932	16	1.44%	56.25%	\$3,262	4.28%	\$155	1.60%	\$203.90	\$9.69	\$8.52	10
4599126	BROOKSHIRE BROTHERS PH 3838	16	1.44%	56.25%	\$802	1.05%	\$155	1.60%	\$50.10	\$9.69	\$1.97	9
4592196	BUDGET CHOPPER PHARMACY 33	15	1.35%	40.00%	\$1,307	1.71%	\$158	1.63%	\$87.11	\$10.50	\$3.05	6
4534790	HEB PHARMACY 595 595	15	1.35%	73.33%	\$642	0.84%	\$127	1.31%	\$42.80	\$8.47	\$1.74	6
4530627	WALGREEN DRUG STORE 7775 7775	15	1.35%	80.00%	\$535	0.70%	\$128	1.32%	\$35.64	\$8.50	\$1.47	9
4511487	LIFECHEK 28 28	14	1.26%	71.43%	\$546	0.72%	\$125	1.29%	\$38.99	\$8.93	\$1.59	7
4561533	TOMBALL PROFESSIONAL ATR	12	1.08%	75.00%	\$1,015	1.33%	\$105	1.08%	\$84.56	\$8.75	\$3.24	4
4594974	BROOKSHIRE BROTHERS PH 4848	11	0.99%	45.45%	\$676	0.89%	\$113	1.16%	\$61.41	\$10.23	\$2.29	8
4543042	CURE PHARMACY LLP	10	0.90%	90.00%	\$851	1.12%	\$58	0.59%	\$85.07	\$5.75	\$2.84	4
4591877	WAL-MART PHARMACY 249 249	10	0.90%	50.00%	\$768	1.01%	\$93	0.96%	\$76.81	\$9.30	\$3.05	6
4567042	WAL-MART PHARMACY 703 703	10	0.90%	80.00%	\$436	0.57%	\$85	0.88%	\$43.59	\$8.50	\$1.95	5
4550100	CVS PHARMACY 07108 07108	9	0.81%	33.33%	\$1,217	1.60%	\$60	0.62%	\$135.18	\$6.67	\$5.29	5
4535095	HEB PHARMACY 579 579	9	0.81%	66.67%	\$383	0.50%	\$83	0.85%	\$42.50	\$9.17	\$1.51	3
		921	83%		\$64,463	85%	\$8,028	83%				467

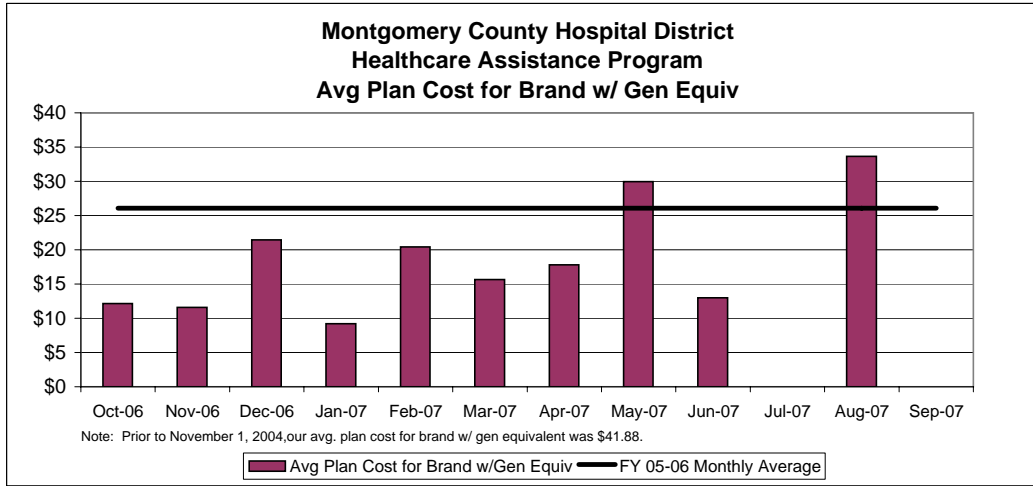
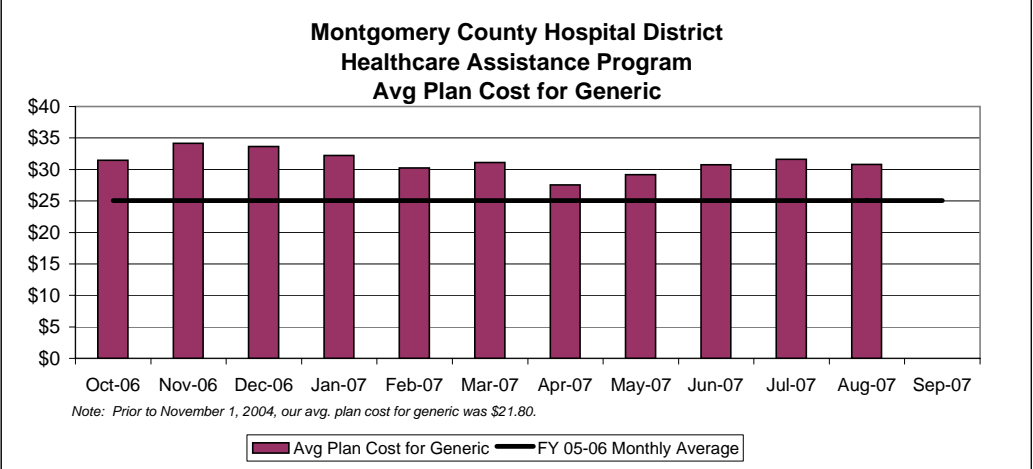
Catalyst Rx

Monthly Executive Summary for: CLIENT: HEALTH ADMINISTRATIVE SVC ACCOUNT: MONTGOMERY COUNTY HOSP DS

	OCT-2006	NOV-2006	DEC-2006	JAN-2007	FEB-2007	MAR-2007	APR-2007	MAY-2007	JUN-2007	JUL-2007	AUG-2007		FY Average
Membership Summary													
Total Membership	703	630	657	606	624	598	602	577	581	654	645		625
Utilizing Members	545	514	493	480	487	475	467	468	463	483	493		488
% Utilizing	77.5%	81.6%	75.0%	79.2%	78.0%	79.4%	77.6%	81.1%	79.7%	73.9%	76.4%		78%
Claim Summary													
Net Claims (Mail/Retail)	1,206	1,130	1,112	1,080	1,051	1,041	1,025	1,042	1,029	1,087	1,110		1,083
Claims per Elig Member per Month	1.72	1.79	1.69	1.78	1.68	1.74	1.70	1.81	1.77	1.66	1.72		2
Total Claims for Brand	445	441	420	423	406	422	383	394	362	389	424		410
Total Claims for Generic	755	678	684	651	643	616	640	644	665	698	682		669
Total Claims for Brand w/Gen Equiv	6	11	8	6	2	3	2	4	2	0	4		4
Generic % of Total Claims	62.6%	60.0%	61.5%	60.3%	61.2%	59.2%	62.4%	61.8%	64.6%	64.2%	61.4%		62%
Mail Order Claims	10	20	12	17	20	10	13	17	12	27	33		17
Mail Order % of Total Claims	0.8%	1.8%	1.1%	1.6%	1.9%	1.0%	1.3%	1.6%	1.2%	2.5%	3.0%		1.6%
Claims Cost Summary													
Total Prescription Cost	\$89,401.96	\$86,834.84	\$84,839.85	\$83,424.93	\$81,645.83	\$92,184.94	\$84,575.59	\$91,739.67	\$82,568.87	\$82,861.45	\$85,899.66		\$85,997.96
Total Ingredient Cost	\$86,812.51	\$84,423.25	\$82,460.32	\$81,107.00	\$79,395.82	\$89,948.58	\$82,380.37	\$89,509.92	\$80,352.69	\$80,537.02	\$83,534.76		\$83,678.39
Total Dispensing Fee	\$2,589.45	\$2,407.61	\$2,379.53	\$2,303.11	\$2,241.00	\$2,225.00	\$2,195.22	\$2,225.77	\$2,208.81	\$2,318.49	\$2,355.29		\$2,313.57
Total Other (e.g. tax)	\$0.00	\$3.98	\$0.00	\$14.82	\$9.01	\$11.36	\$0.00	\$3.98	\$7.37	\$5.94	\$9.61		\$6.01
Avg Total Cost per Claim	\$74.13	\$76.84	\$76.29	\$77.25	\$77.68	\$88.55	\$82.51	\$88.04	\$80.24	\$76.23	\$77.39		\$79.56
Avg Total Cost for Brand	\$134.69	\$132.77	\$135.08	\$136.34	\$141.82	\$162.45	\$162.81	\$173.21	\$158.69	\$143.91	\$141.43		\$147.56
Avg Total Cost for Generic	\$38.87	\$41.41	\$40.76	\$39.36	\$37.32	\$38.23	\$34.62	\$36.22	\$37.70	\$38.53	\$37.79		\$38.26
Avg Total Cost for Brand w/Gen Equiv	\$19.64	\$19.08	\$28.96	\$21.69	\$32.92	\$28.16	\$30.29	\$42.44	\$25.51	\$0.00	\$39.91		\$26.24
Member Cost Summary													
Total Copay	\$8,852.19	\$8,131.58	\$7,962.48	\$9,767.72	\$9,400.54	\$9,561.06	\$9,129.52	\$9,292.39	\$9,005.74	\$9,350.92	\$9,687.53		\$9,103.79
Avg Copay per Claim	\$7.34	\$7.20	\$7.16	\$9.04	\$8.94	\$9.18	\$8.91	\$8.92	\$8.75	\$8.60	\$8.73		\$8.43
Avg Copay for Brand	\$7.26	\$7.14	\$7.26	\$11.90	\$11.89	\$12.14	\$11.92	\$11.93	\$12.01	\$11.61	\$11.55		\$10.60
Avg Copay for Generic	\$7.39	\$7.23	\$7.10	\$7.15	\$7.07	\$7.15	\$7.09	\$7.05	\$6.97	\$6.93	\$6.99		\$7.10
Avg Copay for Brand w/Gen Equiv	\$7.50	\$7.50	\$7.50	\$12.50	\$12.50	\$12.50	\$12.50	\$12.50	\$12.50	\$0.00	\$6.25		\$9.43
Copay % of Total Prescription Cost	9.9%	9.4%	9.4%	11.7%	11.5%	10.4%	10.8%	10.1%	10.9%	11.3%	11.3%		11%
Plan Cost Summary													
Total Plan Cost	\$80,549.77	\$78,703.26	\$76,877.37	\$73,657.21	\$72,245.29	\$82,623.88	\$75,446.07	\$82,447.28	\$73,563.13	\$73,510.53	\$76,212.13		\$76,894.17
Total Specialty Drug Cost	\$7,614.96	\$8,563.10	\$8,872.95	\$13,370.07	\$11,087.02	\$21,686.08	\$17,818.53	\$23,118.30	\$16,375.83	\$12,333.63	\$7,683.30		\$13,502.16
Increase % Total Cost over Last 3 Mos.	-5.1%	-6.3%	-1.3%	-1.6%	-3.5%	-3.2%	0.5%	8.0%	1.3%	-0.3%	-7.2%		
Avg Plan Cost per Claim	\$66.79	\$69.65	\$69.13	\$68.20	\$68.74	\$79.37	\$73.61	\$79.12	\$71.49	\$67.63	\$68.66		\$71.13
Avg Plan Cost for Brand	\$127.43	\$125.64	\$127.82	\$124.44	\$129.93	\$150.31	\$150.89	\$161.29	\$146.68	\$132.30	\$129.88		\$136.96
Avg Plan Cost for Generic	\$31.48	\$34.18	\$33.66	\$32.21	\$30.25	\$31.08	\$27.53	\$29.16	\$30.74	\$31.60	\$30.80		\$31.15
Avg Plan Cost for Brand w/Gen Equiv	\$12.14	\$11.58	\$21.46	\$9.19	\$20.42	\$15.66	\$17.79	\$29.94	\$13.01	\$0.00	\$33.66		\$16.80
Net PMPM	\$114.58	\$124.93	\$117.01	\$121.55	\$115.78	\$138.17	\$125.33	\$142.89	\$126.61	\$112.40	\$118.16		\$123.40
PMPM for Specialty Only	\$10.83	\$13.59	\$13.51	\$22.06	\$17.77	\$36.26	\$29.60	\$40.07	\$28.19	\$18.86	\$11.91		\$22.06
PMPM without Specialty	\$103.75	\$111.33	\$103.51	\$99.48	\$98.01	\$101.90	\$95.73	\$102.82	\$98.43	\$93.54	\$106.25		\$101.34
Other Summary													
Patients 7 or more Claims/Month	1	1	1	2	1	1	2	1	1	2	0		1
Patients with 3 or more Controls	0	2	0	2	1	1	3	1	2	4	3		2
Top 5 Drugs by Total Dollar													
LIPITOR	LIPITOR	LIPITOR	PEGASYS	LIPITOR	LIPITOR	NEULASTA	NEULASTA	NEULASTA	PEGASYS	LIPITOR	LIPITOR		LIPITOR
GABAPENTIN	ZYVOX	ZYVOX	LIPITOR	PEGASYS	NEULASTA	LIPITOR	LIPITOR	LIPITOR	LIPITOR	LIPITOR	PEGASYS		LIPITOR
ZYVOX	GABAPENTIN	GABAPENTIN	RIBAVIRIN	RIBAVIRIN	PEGASYS	PEGASYS	PEGASYS	PEGASYS	PEGASYS	RIBAVIRIN	ONDANSETRON HCL		PEGASYS
ADVAIR DISKUS	GLYBURIDE/METFORMIN HCL	GLYBURIDE/METFORMIN HCL	GLYBURIDE/METFORMIN HCL	NEULASTA	NEUPOGEN	PLAVIX	PLAVIX	GABAPENTIN	PLAVIX	PLAVIX	PLAVIX		PLAVIX
EFFEXOR XR	HUMIRA	CLOPIDOGREL	ADVAIR DISKUS	GABAPENTIN	ADVAIR DISKUS	NEUPOGEN	GABAPENTIN	RIBAVIRIN	GABAPENTIN	EFFEXOR XR	GABAPENTIN		GABAPENTIN







AGENDA ITEM #18

Consider and act on Healthcare Assistance Program claims processed by Boon-Chapman including voluntary contributions to the UPL Escrow Account (Mr. Bourgeois, Chair-MCHD Board)

Montgomery County Hospital District Summary of Claims Processed Through (TPA) Boon-Chapman For the Period 08/17/2007 through 09/13/2007

<u>Disbursement Date</u>	<u>Board Reviewed</u>	<u>Total</u>	<u>Value of Services Provided by CRMC and Affiliated Providers (UPL)</u>	<u>Payments Made to All Other Vendors (Non-UPL)</u>
<u>Month of August</u>				
August 2, 2007	Yes	\$ 156,327.09	\$ 54,352.38	\$ 101,974.71
August 9, 2007	Yes	\$ 38,575.99	\$ 24,150.12	\$ 14,425.87
August 16, 2007	Yes	\$ 182,971.36	\$ 88,407.30	\$ 94,564.06
August 23, 2007	No	\$ 76,436.82	\$ 32,346.69	\$ 44,090.13
August 30, 2007	No	\$ 38,641.47	\$ 19,929.94	\$ 18,711.53
<u>Total Aug. Payments - MTD</u>		<u>\$ 492,952.73</u>	<u>\$ 219,186.43</u>	<u>\$ 273,766.30</u>
<u>Monthly Budget - August 2007</u>		<u>\$ 724,519.00</u>	<u>\$ 470,000.00</u>	<u>\$ 254,519.00</u>
<u>Month of September</u>				
September 6, 2007	No	\$ 26,662.07	\$ 7,635.20	\$ 19,026.87
September 7, 2007	No	\$ (341.53)	\$ (246.39)	\$ (95.14)
September 13, 2007	No	\$ 18,302.40	\$ 1,359.04	\$ 16,943.36
<u>Total Sept. Payments - MTD</u>		<u>\$ 44,622.94</u>	<u>\$ 8,747.85</u>	<u>\$ 35,875.09</u>
<u>Monthly Budget - September 2007</u>		<u>\$ 724,519.00</u>	<u>\$ 470,000.00</u>	<u>\$ 254,519.00</u>

Note: Payments made may differ from the amounts shown in the financial statements due to accruals and/or other adjustments.

Agenda Item 19

To: MCHD Board of Directors

From: Nicole R. Cowell

Date: September 18, 2007

Re: ***Consider and act on revisions and modifications to Healthcare Assistance Program (HCAP) which is comprised of the Montgomery County Indigent Care Plan and the Medical Assistance Plan Handbooks. (Mr. Witt, Chair-Indigent Care Committee)***

Revisions to the MCICP Handbook

Changes will be effective September 18, 2007 if accepted:

– **Cover page addition:**

- Revised September 18, 2007

– **Table of Contents revision**

– Revised language under Section One, Plan Administration:

- Old: Administer a county wide indigent health care ~~Plan~~
- New: Administer a county wide indigent health care **Program**

– **Revised language under Section Two, Eligibility Criteria, Resources regarding vehicles:**

- Added the following language:
 - Exempt a vehicle necessary to transport physically disabled household members, even if disqualified and regardless of the purpose of the trip. Exempt no more than one vehicle for each disabled member. There is no requirement that the vehicle be used primarily for the disabled person.
- Removed the terms “fair market” and inserted “equity” where applicable:
 - Old: Exempt vehicles if the ~~fair market~~ value is less than \$4,650, regardless of the number of vehicles owned by the household. Count the ~~fair market~~-value in excess of \$4,650 toward the household’s resource limit.
 - New: Exempt vehicles if the **equity** value is less than \$4,650, regardless of the number of vehicles owned by the household. Count the value in excess of \$4,650 toward the household’s resource limit.
- Added the following language:

- **Examples listed below:**

\$15,000	(FMV)
<u>-12,450</u>	(Amount still owed)
\$2,550	(Equity Value)
<u>-4,665</u>	
\$0	(Countable resource)

\$9,000	(FMV)
<u>-0</u>	(Amount still owed)
\$9,000	(Equity Value)
<u>-4,665</u>	
\$4,350	(Countable resource)

– **Removed the following language from Chapter 61:**

61.012. INDIGENT HEALTH CARE ADVISORY COMMITTEE.

Text of section effective until September 1, 2007

- (a) The executive commissioner of the Health and Human Services Commission shall establish an advisory committee to advise the commission on rules and policies concerning indigent health care services.
- (b) The advisory committee shall consist of 11 members, including four consumers or persons representing consumers and seven other representatives, appointed by the executive commissioner of the Health and Human Services Commission.
- (c) The advisory committee shall:
- (1) conduct a feasibility study and develop recommendations regarding the implementation of a pilot program for the regionalization of county indigent health care services and assistance and hospital district services and assistance;
 - (2) review and propose recommendations for legislation updating indigent health care and treatment under this chapter, including:
 - (A) the health care services provided under Subchapter B;
 - (B) the differences in eligibility requirements for and health care services provided by:
 - (i) a county under Subchapter B;
 - (ii) a public hospital under Subchapter C; and
 - (iii) a hospital district under Subchapter C;
 - (C) the allocation method used for distributing state assistance funds; and
 - (D) county reporting requirements and enforcement by the department; and
 - (3) identify other areas or subjects related to indigent health care that the advisory committee could review or study.
- (d) Chapter 2110, Government Code, does not apply to the size or composition of the advisory committee.
- (e) Not later than November 1 of each even-numbered year, the Health and Human Services Commission shall submit a report regarding the advisory committee's recommendations to the governor, lieutenant governor, the speaker of the house of representatives, and the legislature.
- (f) This section expires September 1, 2007.

Added by Acts 2005, 79th Leg., ch. 665, § 1, eff. Sept. 1, 2005.

Revisions to the MAP Handbook

Changes will be effective September 18, 2007 if accepted:

- **Cover page addition:**
 - o Revised September 18, 2007
- **Table of Contents revision**
- Revised language under Section One, Plan Administration:
 - o Old: Administer a county wide indigent health care ~~Plan~~
 - o New: Administer a county wide indigent health care **Program**
- **Revised language under Section Two, Eligibility Criteria, Resources regarding vehicles:**
 - o Added the following language:
 - Exempt a vehicle necessary to transport physically disabled household members, even if disqualified and regardless of the purpose of the trip. Exempt no more than one vehicle for each disabled member. There is no requirement that the vehicle be used primarily for the disabled person.
 - o Removed the terms “fair market” and inserted “equity” where applicable:
 - Old: Exempt vehicles if the ~~fair market~~ value is less than \$4,650, regardless of the number of vehicles owned by the household. Count the ~~fair market~~ value in excess of \$4,650 toward the household’s resource limit.
 - New: Exempt vehicles if the **equity** value is less than \$4,650, regardless of the number of vehicles owned by the household. Count the value in excess of \$4,650 toward the household’s resource limit.
 - o Added the following language:
 - **Examples listed below:**

\$15,000	(FMV)
<u>-12,450</u>	(Amount still owed)
\$2,550	(Equity Value)
<u>-4,665</u>	
\$0	(Countable resource)

\$9,000	(FMV)
<u>- 0</u>	(Amount still owed)
\$9,000	(Equity Value)
<u>-4,665</u>	
\$4,350	(Countable resource)

- **Removed the following language from Chapter 61:**

61.012. INDIGENT HEALTH CARE ADVISORY COMMITTEE.

Text of section effective until September 1, 2007

- (a) The executive commissioner of the Health and Human Services Commission shall establish an advisory committee to advise the commission on rules and policies concerning indigent health care services.
- (b) The advisory committee shall consist of 11 members, including four consumers or persons representing consumers and seven other representatives, appointed by the executive commissioner of the Health and Human Services Commission.
- (c) The advisory committee shall:
 - (1) conduct a feasibility study and develop recommendations regarding the implementation of a pilot program for the regionalization of county indigent health care services and assistance and hospital district services and assistance;

(2) review and propose recommendations for legislation updating indigent health care and treatment under this chapter, including:

(A) the health care services provided under Subchapter B;

(B) the differences in eligibility requirements for and health care services provided by:

(i) a county under Subchapter B;

(ii) a public hospital under Subchapter C; and

(iii) a hospital district under Subchapter C;

(C) the allocation method used for distributing state assistance funds;
and

(D) county reporting requirements and enforcement by the department;
and

(3) identify other areas or subjects related to indigent health care that the advisory committee could review or study.

(d) Chapter 2110, Government Code, does not apply to the size or composition of the advisory committee.

(e) Not later than November 1 of each even-numbered year, the Health and Human Services Commission shall submit a report regarding the advisory committee's recommendations to the governor, lieutenant governor, the speaker of the house of representatives, and the legislature.

(f) This section expires September 1, 2007.

Added by Acts 2005, 79th Leg., ch. 665, § 1, eff. Sept. 1, 2005.

AGENDA ITEM # 20

Presentation of Financial Report for the period ended August 31, 2007

Michael J. Nicknish, CFO

TABLE OF CONTENTS

August 31, 2007

I. SUMMARY

II. BALANCE SHEET

III. INCOME STATEMENT (CONSOLIDATED)

IV. INCOME STATEMENT (UNIT SUMMARIES)

A. Administration Unit

DEPT. 1: DISTRICT ADMINISTRATION

B. Healthcare Assistance Unit

DEPT. 2: HEALTHCARE ASSISTANCE

C. EMS Unit

DEPT. 6: EMS COMMUNICATIONS

DEPT. 7: EMS OPERATIONS

DEPT. 8: EMS LOGISTICS

DEPT. 9: EMS CLINICAL/TRAINING

DEPT. 10: EMS FLEET MAINTENANCE

DEPT. 11: EMS BILLING

DEPT. 12: EMS 1ST RESPONDERS

D. Radio Systems Unit

DEPT. 4: RADIO SYSTEMS

E. Information Systems Unit

DEPT. 15: INFORMATION SYSTEMS

SUMMARY

August 31, 2007



Memorandum

To: The Board of Directors

From: Michael J. Nicknish, CPA
Chief Financial Officer

Re: Financial summary for the one and eleven months ended August 31, 2007

Summary

Cash and Investments

Operating Cash - The District's available Operating Cash (Operating, Tax Revenue, and Investment accounts) at August 31, 2007 totaled **\$34,074,905** compared to **\$35,239,033** at July 31, 2007, a decrease of **\$1,164,128**.

Consolidated Cash and Investments - The total consolidated cash and investments at August 31, 2007 was **\$34,580,491**, compared to last year's cash balance of **\$27,363,069** at August 31, 2006, representing an increase of **\$7,217,422**.

Revenue

Total Revenue for the month ended August 31, 2007 was **\$1,162,425** compared to **\$893,069** budgeted, resulting in a positive variance of **\$269,356**. This is due to positive variances of **\$149,702** for Investment Income and **\$161,138** for Total EMS Revenue. Offset by a negative variances of **\$24,884** for Total Tax Revenue and **\$18,503** for Miscellaneous Income.

Year to date, Total Revenue is higher than budget by **\$2,175,703**, with positive variances of **\$378,095** Tax Revenue, **\$1,339,391** Investment Income, **\$241,545** Total EMS Revenue, and **\$182,718** Special Project Radio Revenue. Partially offset by an unfavorable variance of **\$129,211** Miscellaneous Income due to timing of reimbursement from the Capital Replacement fund for the purchase of three generators.

Expenses

Total Expenses, before Capital Purchases, for the month ended August 31, 2007 amounted to **\$2,447,737** resulting in a negative variance of **\$312,348** compared to the **\$2,135,389** budgeted for August. The variance is due to negative variances for Payroll Expenses **\$147,098**, Operating Expenses of **\$77,046** and Indigent Care Expenses **\$88,204**.

Year to date Total Expenses, before Capital Purchases, totaled **\$19,913,703** resulting in a positive variance of **\$4,468,503** compared to the **\$24,382,206** budgeted through August. Positive variances for Operating Expenses and Indigent Care expenses are **\$558,177** and **\$4,033,033**, respectively. Partially offset by negative variance for Payroll Expenses of **\$122,707**.

Payroll Expenses – Month to date Payroll Expenses had an unfavorable variance to budget of **\$147,098**, due to higher than expected Regular Pay **\$45,876** and Overtime Pay **\$57,927**.

Year to date Payroll Expenses has a negative variance totaling **\$122,707**.

Operating Expenses – Current month Operating Expenses had a negative variance of **\$77,046**. The negative variance is due to higher than expected Computer Software **\$26,174**, Disposable Medical Supplies **\$19,880**, Fuel **\$10,016**, Professional Fees **\$10,961**, and Small Equipment & Furniture **\$15,601**. Partially offset by lower than budgeted Recruit/Investigate Expense **\$13,129**.

Year to date Operating Expenses are better than budget by **\$558,177** due largely to lower than expected Computer Software **\$50,387**; Employee Health and Wellness **\$56,493**; Fuel **\$29,920**; Legal Fees **\$27,809**; Insurance **\$36,897**; Maintenance-Contract Equipment **\$31,075**; Management Fees **\$169,869**; Professional Fees **\$68,142**, Recruit/Investigate **\$30,669**; Training/Related Expenses **\$53,256**, and Uniforms **\$26,433**.

Year to date Operating Expenses with negative variances to budget include Disposable Medical Supplies **\$51,225**, and Radio-Special Project Expenditures **\$190,387**. However, the corresponding Radio-Special Project Revenue is better than budget by **\$182,718**. Vehicle Parts are also higher than YTD budget by **\$21,824**.

Indigent Care Expenses – Indigent Care Expenses has a negative variance of **\$88,204** for the month ended August 31, 2007 due to additional voluntary payments to CRMC \$259,000 and payments owed to Tomball RMC \$69,000 to correct claims previously underpaid in error.

Year to date Indigent Care Expenses are below budget by **\$4,033,033**.

Capital Purchases – Capital Purchases/Fixed Assets for the month has a negative variance of **\$163,525**.

Year to date Capital Purchases are below budget by **\$683,512**.

Administration – Overall Administration Revenue is higher than budget by **\$126,015** for the month. Total Tax Revenue was less than budget by **\$24,884** and Investment Income exceeded budget by **\$149,702**.

Year to date Total Revenue in Administration is higher than budget by **\$1,784,146**. Total Tax Revenue exceeds budget by **\$378,095**, plus higher than budgeted Investment Income of **\$1,339,391**.

Healthcare Assistance – HCAP services provided by CRMC was lower than budget for the month by **\$2,958**. HCAP services provided by Specialty Healthcare Providers was higher than budget for the month by **\$91,162**. Professional Fees were higher than budget by **\$20,974** due to outpatient record reviews by TMF and consulting services for prescription review.

Year to date, Indigent Care Expenses are lower than budget by **\$4,033,033**.

EMS – For the month of August, Total EMS Revenue is higher than budget by **\$161,138**. This is due to higher than budgeted Advanced and Basic Life Support Revenue **\$344,604**. Offset by higher than budgeted Contractual Allowances **\$127,919** and Provision for Bad Debt **\$111,196**.

Total Payroll Expenses are higher than budget for August by **\$134,974**, due to higher Regular Pay **\$38,519** and Overtime **\$58,229**.

Total Operating Expenses were **\$50,466** more than budget for the month. Computer Software **\$14,627**, Disposable Medical Supplies **\$19,880**, and Fuel **\$10,086** are higher than budget for the month.

Capital Purchases were higher than budget by **\$66,741** due to the purchase of Drivertech budgeted in prior months.

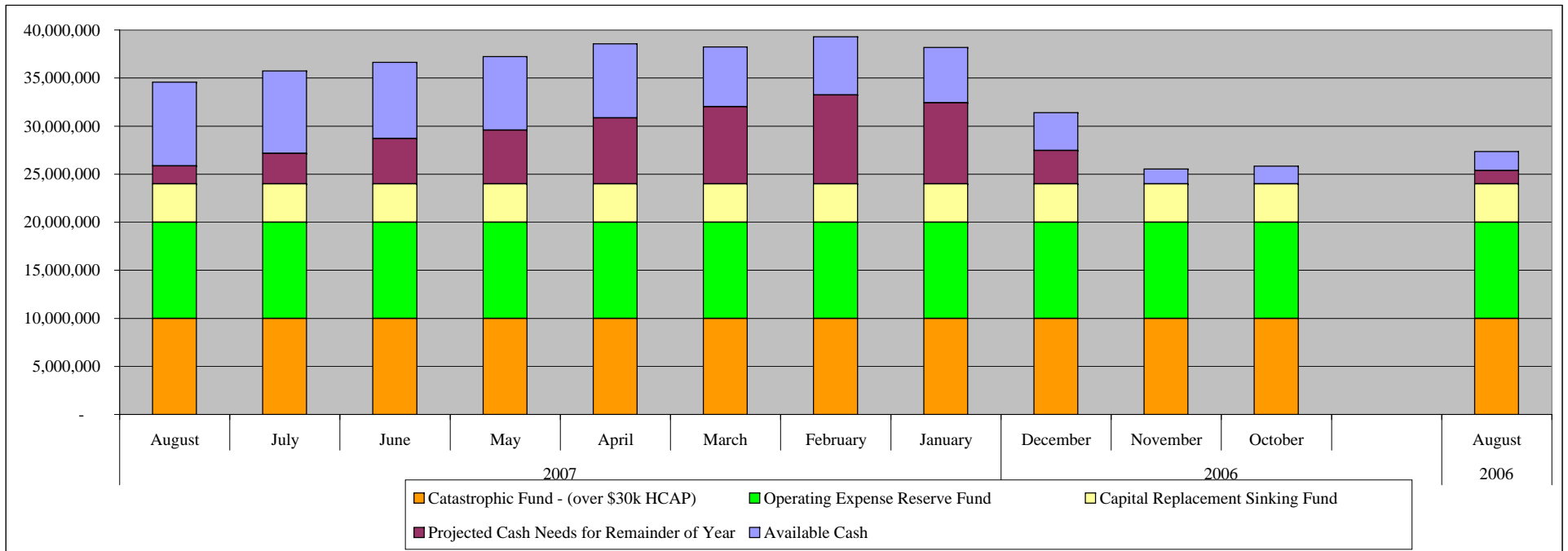
Radio – Revenue from the Radio Unit is lower than budget for August by **\$26,978**. Year-to-date revenue is higher than budget by **\$102,065** due to Special Project Revenue **\$181,938**. Partially offset by lower than budget Miscellaneous Income **\$122,050** due to the timing of reimbursement from the capital replacement fund for generators.

Information Systems – Information Systems Total Expenses are higher than budget for the month by **\$74,855** primarily due to the Capital Purchases of CISCO router, firewall message archiver, and Canon scanner, all of which was budgeted in previous months.

Year to date Information Systems Total Expenses are less than budget by **\$172,159**.

Montgomery County Hospital District
Cash and Investments

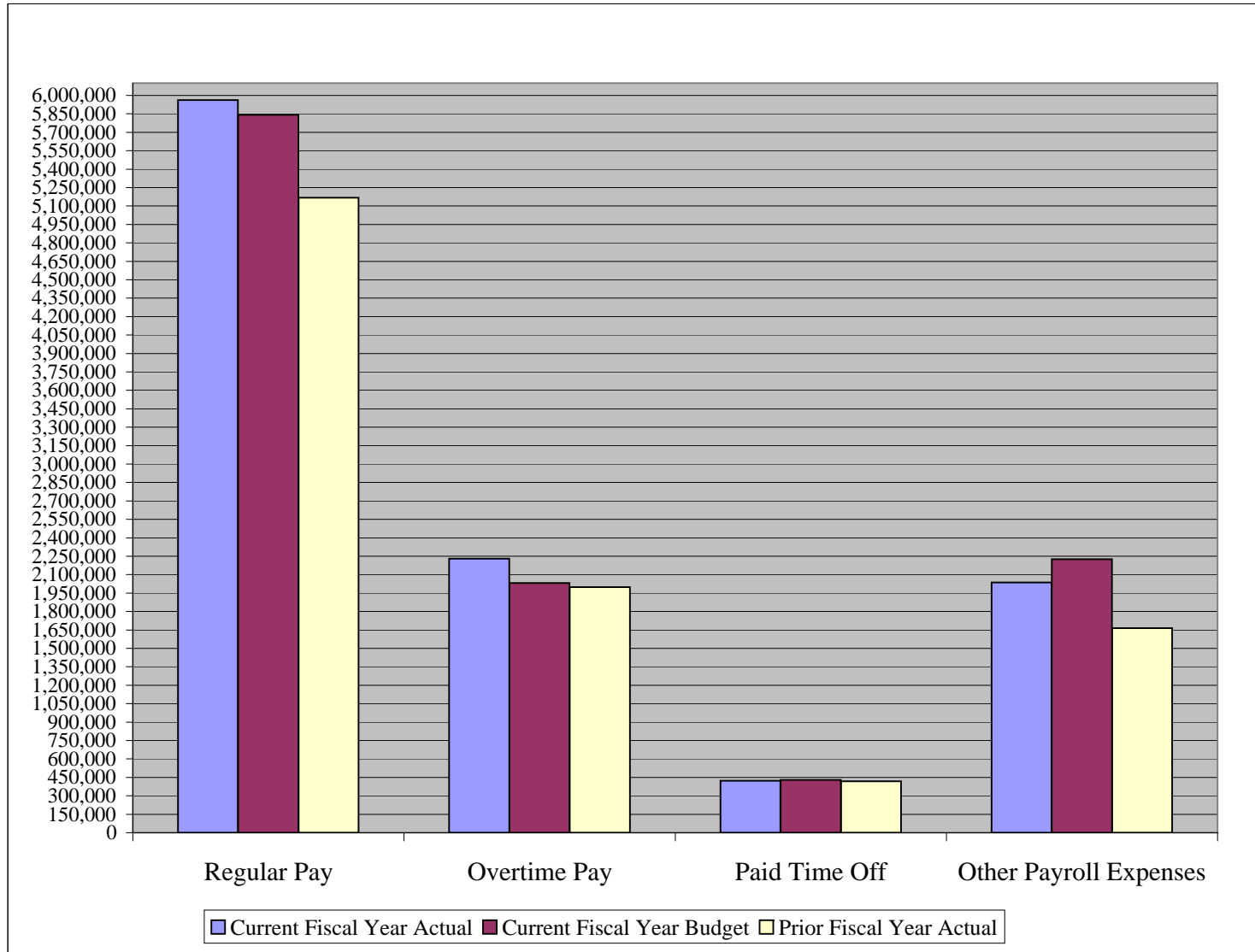
	2007 August	July	June	May	April	March	February	January	2006 December	November	October	2006 August
Catastrophic Fund - (over \$30k HCAP)	\$ 10,000,000	\$ 10,000,000	\$ 10,000,000	\$ 10,000,000	\$ 10,000,000	\$ 10,000,000	\$ 10,000,000	\$ 10,000,000	\$ 10,000,000	\$ 10,000,000	\$ 10,000,000	\$ 10,000,000
Operating Expense Reserve Fund	10,000,000	10,000,000	10,000,000	10,000,000	10,000,000	10,000,000	10,000,000	10,000,000	10,000,000	10,000,000	10,000,000	10,000,000
Capital Replacement Sinking Fund	4,000,000	4,000,000	4,000,000	4,000,000	4,000,000	4,000,000	4,000,000	4,000,000	4,000,000	4,000,000	4,000,000	4,000,000
Projected Cash Needs for Remainder of Year	1,867,659	3,161,179	4,709,305	5,578,304	6,852,925	8,033,431	9,253,348	8,427,386	3,473,149			1,386,160
Available Cash	8,712,832	8,580,556	7,925,448	7,661,824	7,708,880	6,191,397	6,045,119	5,743,955	3,928,759	1,526,489	1,836,789	1,976,909
Total Cash	\$ 34,580,491	\$ 35,741,735	\$ 36,634,753	\$ 37,240,128	\$ 38,561,805	\$ 38,224,828	\$ 39,298,467	\$ 38,171,341	\$ 31,401,908	\$ 25,526,489	\$ 25,836,789	\$ 27,363,069



Montgomery County Hospital District Payroll and Related Expenses

For the Eleven Months Ended August 31, 2007

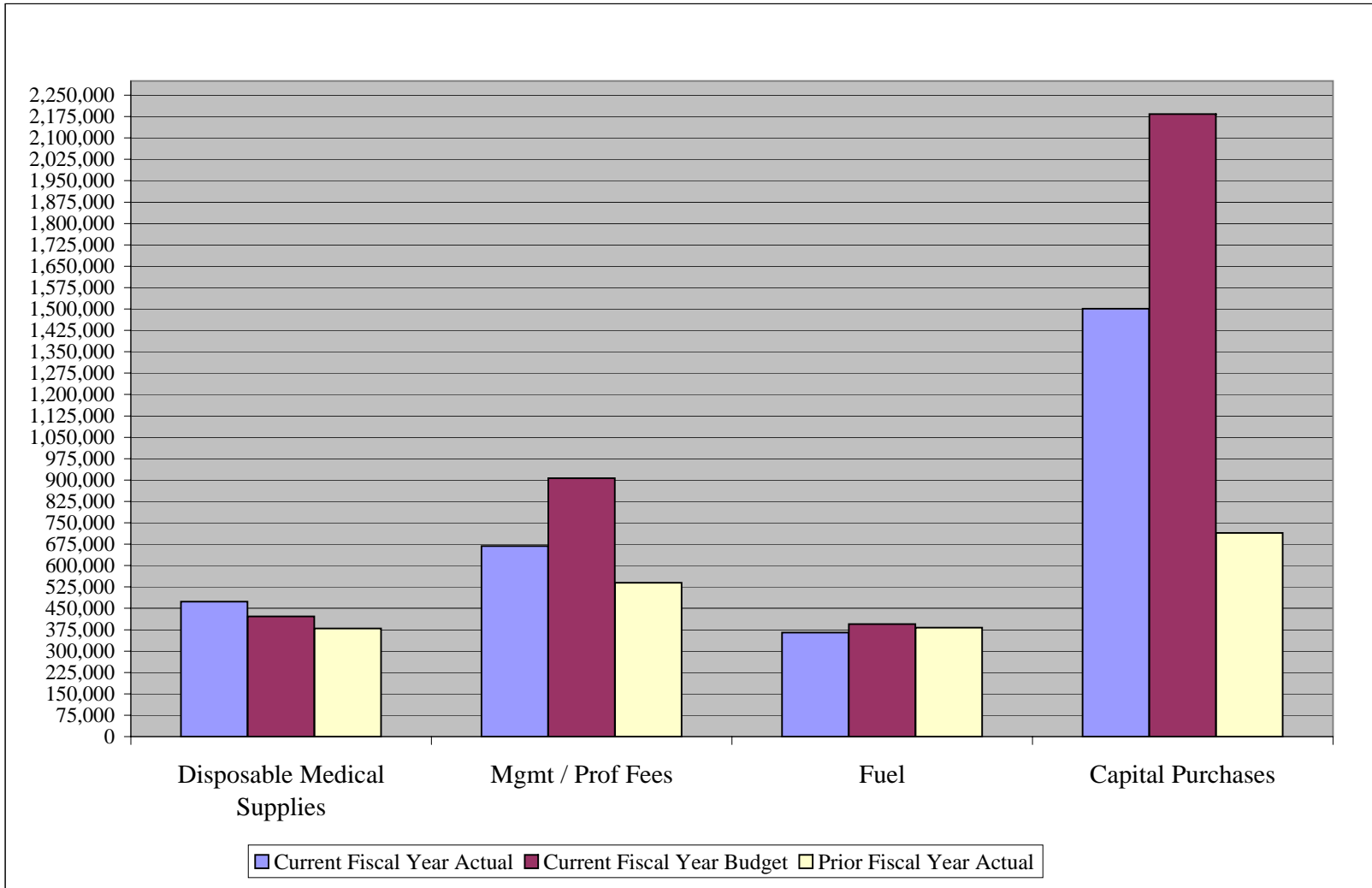
	Regular Pay	Overtime Pay	Paid Time Off	Other Payroll Expenses
Current Fiscal Year Actual	\$ 5,960,916	\$ 2,230,051	\$ 422,304	\$ 2,035,684
Current Fiscal Year Budget	5,840,814	2,031,483	428,764	2,225,187
Prior Fiscal Year Actual	5,166,553	1,997,557	418,896	1,663,931



Montgomery County Hospital District Operating and Other Expenses

For the Eleven Months Ended August 31, 2007

	Disposable Medical Supplies	Mgmt / Prof Fees	Fuel	Capital Purchases
Current Fiscal Year Actual	\$ 473,034	\$ 668,614	\$ 364,468	\$ 1,500,540
Current Fiscal Year Budget	421,809	906,625	394,388	2,184,051
Prior Fiscal Year Actual	378,889	539,468	382,335	714,903



**Montgomery County Hospital District
For the One Month Ended August 31, 2007**

<u>Revenue</u>	Actual	Budget	Variance	Prior Year
Total Tax Revenue	\$ 99,707	\$ 124,591	\$ (24,884)	\$ 116,487
Total Investment Income	153,502	3,800	149,702	117,883
EMS Net Revenue				
ALS & BLS	2,164,423	1,819,819	344,604	1,963,660
Transfer Service Fee	129,555	108,857	20,698	112,556
Contractual Allowances	(806,437)	(678,518)	(127,919)	(789,807)
Provision for Bad Debt	(711,139)	(599,943)	(111,196)	(638,749)
Other Revenue	132,814	114,463	18,351	105,292
Total Revenue	\$ 1,162,425	\$ 893,069	\$ 269,356	\$ 987,321

Montgomery County Hospital District
For the One Month Ended August 31, 2007

<u>Expenses</u>	Actual	Budget	Variance	Prior Year
Payroll Expenses	\$ 1,088,242	\$ 941,144	\$ (147,098)	\$ 833,465
Computer Software	42,145	15,972	(26,174)	22,276
Disposable Medical Supplies	67,692	47,812	(19,880)	41,003
Fuel	40,833	30,817	(10,016)	44,395
Professional Fees	73,196	62,235	(10,961)	46,031
Recruit/Investigate	2,421	15,550	13,129	1,272
Small Equipment & Furniture	17,851	2,250	(15,601)	1,836
Other Expenses	302,634	295,090	(7,543)	386,782
Voluntary Contributions - CRMC	467,042	470,000	2,958	183,329
Specialty Healthcare	345,681	254,519	(91,162)	222,279
Capital Purchases	214,725	51,200	(163,525)	136,956
Total Expenses	\$ 2,662,462	\$ 2,186,589	\$ (475,873)	\$ 1,919,623

Montgomery County Hospital District
For the One Month Ended August 31, 2007

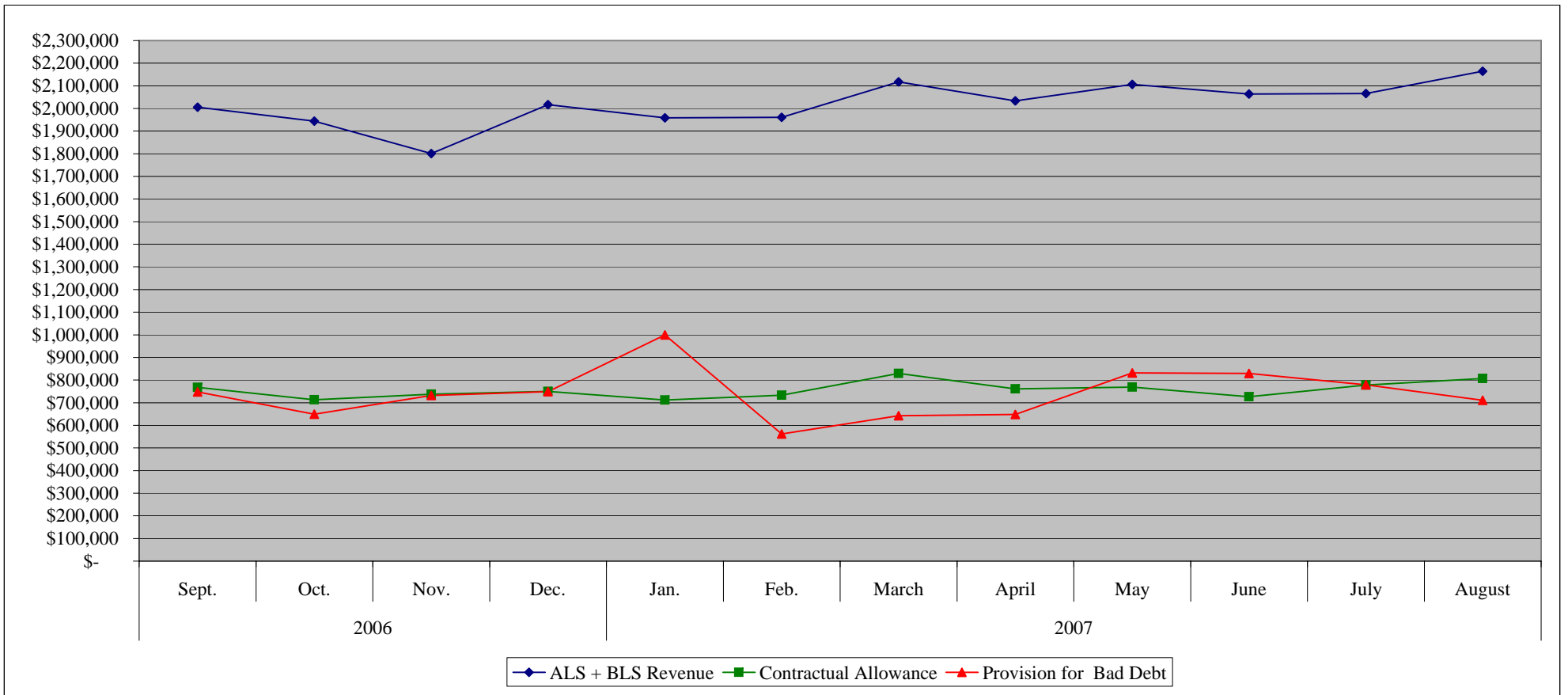
	Actual	Budget	Variance	Prior Year
Total Revenue	\$ 1,162,425	\$ 893,069	\$ 269,356	\$ 987,321
Total Expenses	2,662,462	2,186,589	(475,873)	1,919,623
Revenue Over (Under) Expenses	<u>\$ (1,500,037)</u>	<u>\$ (1,293,520)</u>	<u>\$ (206,517)</u>	<u>\$ (932,302)</u>

Montgomery County Hospital District
For the Eleven Months Ended August 31, 2007

	Actual	Budget	Variance	Prior Year
Total Revenue	\$ 30,545,026	\$ 28,369,322	\$ 2,175,703	\$ 29,017,309
Total Expenses	21,414,242	26,566,257	5,152,015	18,570,751
Revenue Over (Under) Expenses	<u>\$ 9,130,783</u>	<u>\$ 1,803,065</u>	<u>\$ 7,327,718</u>	<u>\$ 10,446,558</u>

Montgomery County Hospital District
EMS Revenue

	2006				2007							
	Sept.	Oct.	Nov.	Dec.	Jan.	Feb.	March	April	May	June	July	August
ALS + BLS Revenue	\$ 2,005,969	\$ 1,944,631	\$ 1,801,154	\$ 2,017,257	\$ 1,958,294	\$ 1,960,904	\$ 2,117,701	\$ 2,034,133	\$ 2,106,751	\$ 2,063,543	\$ 2,066,518	\$ 2,164,423
Contractual Allowance	767,312	712,541	737,299	750,358	712,028	733,001	829,651	761,467	769,095	726,898	777,735	806,437
Provision for Bad Debt	747,413	649,602	732,256	748,700	999,658	561,716	641,936	647,683	831,781	829,365	778,923	711,139



Balance Sheet

August 31, 2007

**Montgomery County Hospital District
Combined Balance Sheet
August 31, 2007**

	<u>Fund 10</u>	<u>Fund 12</u>	<u>Fund 14</u>	<u>Fund 18</u>	<u>Fund 20</u>	<u>Total All Funds</u>	<u>Prior Year Balance</u>
ASSETS							
Cash							
Petty Cash-Adm.	\$ 1,100					\$ 1,100	\$ 1,100
Petty Cash-EMS Adm.	1,750					1,750	1,750
Petty Cash-Fam.Prac.	20					20	20
Capital Replacement-BA	195,289					195,289	221,734
Pension Fund-BA	26,826					26,826	26,824
Operating Account-BA	168,390					168,390	182,892
HCAP Disbursement-BA	49					49	274
Collections-BA	62,047					62,047	61,487
Communications-BA	85,166					85,166	84,398
Tax Revenue-BA	49,979					49,979	379,436
Health Insurance-BA	9,149					9,149	9,066
Memorial Fund-BA	124,190					124,190	123,071
MCHF-Bank of America	-					-	49
Total cash	723,954	-	-	-	-	723,954	1,092,101
Investments							
Texpool-District	33,856,536					33,856,536	18,799,745
Texpool-Foundation	-					-	7,471,222
Investments-WF Bank	-					-	-
Investments-JP Morgan	-					-	-
Total investments	33,856,536	-	-	-	-	33,856,536	26,270,967
Receivables							
A/R-EMS Billings	6,282,635					6,282,635	5,848,676
Allowance for Bad Debts	(4,328,008)					(4,328,008)	(3,937,728)
A/R-Other	191,760					191,760	104,581
Taxes Receivable	2,269,564					2,269,564	2,622,564
Allowance for bad debt-tax rev	(1,081,988)					(1,081,988)	(1,265,330)
Total receivables	3,333,964	-	-	-	-	3,333,964	3,372,763
Other assets							
Deposits	24,845					24,845	24,751
Prepaid Expenses	110,158					110,158	19,077
Inventory	457,318					457,318	394,510
Deferred Compensation			246,746			246,746	251,471
Amount Provided for L/T Debt				265,784		265,784	265,784
Total other assets	592,322	-	246,746	265,784	-	1,104,852	955,593
Capital assets							
Land					165,683	165,683	165,683
Buildings					377,445	377,445	377,445
Equipment					8,066,380	8,066,380	7,430,188
Vehicles					4,047,190	4,047,190	3,993,589
Communications System					6,359,591	6,359,591	6,366,928
Total capital assets	-	-	-	-	19,016,289	19,016,289	18,333,833
Total assets	38,506,776	-	246,746	265,784	19,016,289	58,035,596	50,025,258

**Montgomery County Hospital District
Combined Balance Sheet
August 31, 2007**

	<u>Fund 10</u>	<u>Fund 12</u>	<u>Fund 14</u>	<u>Fund 18</u>	<u>Fund 20</u>	<u>Total All Funds</u>	<u>Prior Year Balance</u>
LIABILITIES							
Current							
Payables and accrued liabilities							
Accounts Payable	415,849					415,849	820,793
Accounts Payable-Other	280					280	4,480
Accrued Expenditures	539,154					539,154	268,437
Payroll liabilities	35,416					35,416	34,861
Total payables	<u>990,701</u>	<u>-</u>	<u>-</u>	<u>-</u>	<u>-</u>	<u>990,701</u>	<u>1,128,572</u>
Other liabilities							
Deferred Tax Revenue	1,187,577					1,187,577	1,357,234
Due to Participants			246,746			246,746	251,471
Deferred Revenue	32,874					32,874	28,200
RP-Taxable Principal	-					-	-
RP-Non-Taxable Principal	-					-	-
Accrued Comp. Absences				265,784		265,784	265,784
Total other liabilities	<u>1,220,451</u>	<u>-</u>	<u>246,746</u>	<u>265,784</u>	<u>-</u>	<u>1,732,981</u>	<u>1,902,689</u>
Total liabilities	<u>2,211,151</u>	<u>-</u>	<u>246,746</u>	<u>265,784</u>	<u>-</u>	<u>2,723,682</u>	<u>3,031,261</u>
FUND BALANCE							
Restricted-Retirement	26,824					26,824	26,824
Reserved - Capital Expenditures	18,950					18,950	63,597
Reserved - Legal Fees	144,809					144,809	144,809
Reserved - Inventory	457,318					457,318	330,376
Investment In Fixed Assets					19,016,289	19,016,289	18,333,833
Proprietary Fund-Unreserved		-				-	-
Reserved - Prepays	78,383					78,383	60,143
Unreserved Fund Balance-MCHD	35,569,342					35,569,342	20,563,145
Unreserved Fund Balance-MCHF	-					-	7,471,271
Total fund balance	<u>36,295,625</u>	<u>-</u>	<u>-</u>	<u>-</u>	<u>19,016,289</u>	<u>55,311,914</u>	<u>46,993,997</u>
Total liabilities and fund balance	<u>\$ 38,506,776</u>	<u>\$ -</u>	<u>\$ 246,746</u>	<u>\$ 265,784</u>	<u>\$ 19,016,289</u>	<u>\$ 58,035,596</u>	<u>\$ 50,025,258</u>

Income Statement
Summary
Consolidated

August 31, 2007

Montgomery County Hospital District
Income Statement - Summary by Unit

For the One Month Ended

Revenue

	Current Month August 31, 2007	Current Month Budget	Prior Year Month August 31, 2006
Taxes	\$ 99,707	\$ 124,591	\$ 116,487
Investments	153,502	3,800	117,883
Tobacco Settlement	-	-	-
EMS	859,392	698,254	710,682
Other	49,824	66,424	42,270
Total Revenue	1,162,425	893,069	987,321

Expenses

Payroll	1,088,242	941,144	833,465
Operating Expenses	546,772	469,726	543,594
Indigent Care Expenses	812,723	724,519	405,608
Sub-Total Expenses	2,447,737	2,135,389	1,782,667

Capital Purchases

	214,725	51,200	136,956
Total Expenses	2,662,462	2,186,589	1,919,623
Revenues over(under) Expenditures	\$ (1,500,037)	\$ (1,293,520)	\$ (932,302)

For the Eleven Months Ended

Revenue

	Current Year August 31, 2007	Current Year Budget	Prior Year August 31, 2006
Taxes	\$ 19,047,635	\$ 18,669,540	\$ 18,653,280
Investments	1,601,591	262,200	1,054,885
Tobacco Settlement	853,964	853,964	836,569
EMS	7,763,387	7,521,842	7,406,445
Other	1,278,448	1,061,776	1,066,131
Total Revenue	30,545,026	28,369,322	29,017,309

Expenses

Payroll	10,648,955	10,526,248	9,246,936
Operating Expenses	5,328,071	5,886,249	4,984,172
Indigent Care Expenses	3,936,676	7,969,709	3,624,739
Sub-Total Expenses	19,913,703	24,382,206	17,855,847

Capital Purchases

	1,500,540	2,184,051	714,903
Total Expenses	21,414,242	26,566,257	18,570,751
Revenues over(under) Expenditures	\$ 9,130,783	\$ 1,803,065	\$ 10,446,558

Montgomery County Hospital District
Income Statement - All Units
For The Month Ended
August 31, 2007

	Current Month			Year To Date			Annual Budget		
	Actual	Budget	Variance	Actual	Budget	Variance	Total	%	Remaining
REVENUE									
Taxes									
Tax Revenue	58,681	120,853	(62,172)	18,453,543	18,109,456	344,087	18,172,605	101.55%	(280,938)
Delinquent Tax Revenue	18,771	2,492	16,279	332,299	373,390	(41,091)	374,692	88.69%	42,393
Penalties and Interest	22,255	1,246	21,009	261,793	186,694	75,099	187,345	139.74%	(74,448)
Total tax revenue	99,707	124,591	(24,884)	19,047,635	18,669,540	378,095	18,734,642	101.67%	(312,993)
Investments									
Investment Income - MCHD	153,502	3,800	149,702	1,503,460	262,200	1,241,260	265,000	567.34%	(1,238,460)
Investment Income - MCHF	-	-	-	98,131	-	98,131	-	0.00%	(98,131)
Total investment revenue	153,502	3,800	149,702	1,601,591	262,200	1,339,391	265,000	604.37%	(1,336,591)
Tobacco Settlement Proceeds	-	-	-	853,964	853,964	-	853,964	100.00%	-
EMS revenue									
EMS - Advanced Life Support Reve	1,729,427	1,428,425	301,002	17,435,817	15,394,835	2,040,982	16,830,241	103.60%	(605,576)
EMS - Basic Life Support Revenue	434,997	391,394	43,603	4,799,492	4,214,346	585,146	4,608,088	104.15%	(191,404)
Transfer Service Fees	129,555	108,857	20,698	1,277,971	1,157,405	120,566	1,266,262	100.92%	(11,709)
Non-Transport Fees	27,739	19,209	8,530	226,592	211,299	15,293	230,508	98.30%	3,916
Recovery of Bad Debt - EMS	46,700	30,000	16,700	387,257	330,000	57,257	360,000	107.57%	(27,257)
Contract Revenue (Net)	8,550	6,500	2,050	85,300	68,500	16,800	75,000	113.73%	(10,300)
Stand-By Fees	-	-	-	225	-	225	-	0.00%	(225)
	2,376,968	1,984,385	392,583	24,212,655	21,376,385	2,836,270	23,370,099	103.61%	(842,556)
Contractual Allowance	(806,437)	(678,518)	(127,919)	(8,316,509)	(7,303,996)	(1,012,513)	(7,985,985)	104.14%	330,524
Provision for Bad Debt	(711,139)	(599,943)	(111,196)	(8,132,759)	(6,466,177)	(1,666,582)	(7,067,890)	115.07%	1,064,869
Adjustment For P.A. - Transports	-	(7,670)	7,670	-	(84,370)	84,370	(92,040)	0.00%	(92,040)
	(1,517,576)	(1,286,131)	(231,445)	(16,449,268)	(13,854,543)	(2,594,725)	(15,145,915)	108.61%	1,303,353
Total EMS revenue	859,392	698,254	161,138	7,763,387	7,521,842	241,545	8,224,184	94.40%	460,797
Fire / EMS Communications									
Education/Training Revenue	6,278	425	5,853	57,258	60,675	(3,417)	61,100	93.71%	3,842
Dispatch Fees	23,333	23,334	(1)	260,667	256,674	3,993	280,008	93.09%	19,341
Radio Repair Income	7,572	10,625	(3,053)	147,155	116,875	30,280	127,500	115.42%	(19,655)
Total fire/EMS Communication	37,183	34,384	2,799	465,081	434,224	30,857	468,608	99.25%	3,527
Restricted revenue									
Radio User Agreements	-	-	-	49,644	40,000	9,644	40,000	124.11%	(9,644)
Inter Local 800 Mhz	-	-	-	272,253	270,000	2,253	270,000	100.83%	(2,253)
Total restricted revenue	-	-	-	321,897	310,000	11,897	310,000	103.84%	(11,897)
Other revenue									
Weyland Bldg. Land Lease	-	-	-	33,062	33,062	0	33,062	100.00%	(0)
Miscellaneous Income	2,497	21,000	(18,503)	33,839	163,050	(129,211)	174,050	19.44%	140,211
P.A. Co-Payments	9,688	5,825	3,863	100,157	64,075	36,082	69,900	143.29%	(30,257)
P.A. Processing Fees	440	1,290	(850)	4,915	14,190	(9,275)	15,480	31.75%	10,565
Recovery of Bad Debt - PA	16	-	16	312	-	312	-	0.00%	(312)
EMS - Trauma Fund Income	-	-	-	-	-	-	-	0.00%	-
Immunization Fees	-	-	-	530	-	530	-	0.00%	(530)
Special Project Revenue	-	3,925	(3,925)	225,893	43,175	182,718	47,100	479.60%	(178,793)
Other Financing Sources	-	-	-	92,763	-	92,763	-	0.00%	(92,763)
Total other revenue	12,641	32,040	(19,399)	491,471	317,552	173,919	339,592	144.72%	(151,879)
Total revenue	1,162,425	893,069	269,356	30,545,026	28,369,322	2,175,703	29,195,990	104.62%	(1,349,035)

Montgomery County Hospital District
Income Statement - All Units
For The Month Ended
August 31, 2007

	Current Month			Year To Date			Annual Budget		
	Actual	Budget	Variance	Actual	Budget	Variance	Total	%	Remaining
EXPENSES									
Payroll									
Regular Pay	603,264	557,387	(45,876)	5,960,916	5,840,814	(120,103)	6,654,661	89.58%	693,745
Overtime Pay	240,176	182,248	(57,927)	2,230,051	2,031,483	(198,567)	2,304,268	96.78%	74,217
Paid Time Off	40,706	22,753	(17,953)	422,304	428,764	6,460	480,231	87.94%	57,927
Stipend Pay	2,173	-	(2,173)	39,117	230,000	190,883	234,000	16.72%	194,883
Payroll Taxes	65,532	54,830	(10,702)	634,135	645,629	11,494	729,513	86.93%	95,378
401A Plan	26,375	22,427	(3,948)	260,673	250,091	(10,582)	283,607	91.91%	22,934
Health & Dental	110,016	103,321	(6,696)	1,101,759	1,088,257	(13,502)	1,191,821	92.44%	90,063
Unemployment Ins.	-	(1,823)	(1,823)	-	11,210	11,210	10,197	0.00%	10,197
Total payroll	1,088,242	941,144	(147,098)	10,648,955	10,526,248	(122,707)	11,888,299	89.58%	1,239,343
Operating expenses									
Accident Repair	-	584	584	1,832	6,424	4,592	7,008	26.14%	5,176
Accounting/Auditing Fees	2,941	5,600	2,660	47,925	48,465	540	49,365	97.08%	1,440
Advertising	-	780	780	1,589	9,360	7,771	9,860	16.11%	8,271
Bank Charges	-	50	50	227	840	613	890	25.51%	663
Bio-Waste Removal	848	616	(232)	7,016	6,776	(240)	7,392	94.91%	377
Books/Materials	475	1,160	685	24,223	30,576	6,353	34,426	70.36%	10,203
Business Licenses	-	-	-	71	7,800	7,729	7,800	0.91%	7,729
Collection Fees	16,064	13,925	(2,139)	161,404	141,475	(19,929)	155,400	103.86%	(6,004)
Computer Maintenance	4,678	1,435	(3,243)	32,828	38,350	5,522	39,685	82.72%	6,857
Computer Software	42,145	15,972	(26,174)	217,091	267,478	50,387	279,450	77.69%	62,359
Computer Supplies/Non-Cap.	2,564	2,155	(409)	25,637	27,410	1,773	28,965	88.51%	3,328
Contractual Obligations- County Apj	-	-	-	110,970	120,000	9,030	160,000	69.36%	49,030
Contractual Obligations- Tax Collect	10	100	90	28,604	37,339	8,735	37,439	76.40%	8,835
Contractual Obligations- Other	-	-	-	-	-	-	-	0.00%	-
Courier	549	455	(94)	6,462	5,005	(1,457)	5,470	118.13%	(992)
Customer Property Damage	575	100	(475)	1,245	600	(645)	600	207.50%	(645)
Customer Relations	-	850	850	2,711	13,975	11,264	14,825	18.29%	12,114
Disposable Linen	1,320	1,950	630	21,752	21,450	(302)	23,400	92.96%	1,648
Disposable Medical Supplies	67,692	47,812	(19,880)	473,034	421,809	(51,225)	469,620	100.73%	(3,414)
Drug Supplies	8,434	7,035	(1,399)	93,150	110,944	17,795	117,979	78.95%	24,830
Dues/Subscriptions	1,475	340	(1,135)	11,143	13,157	2,014	13,157	84.69%	2,014
Durable Medical Equipment	4,556	8,250	3,694	75,776	77,114	1,338	85,264	88.87%	9,488
Election Expenses	-	-	-	-	-	-	-	0.00%	-
Employee Assistance Program	-	-	-	-	-	-	-	0.00%	-
Employee Health/Wellness	172	6,000	5,828	17,107	73,600	56,493	79,600	21.49%	62,493
Employee Recognition	1,804	1,341	(463)	31,233	43,289	12,056	44,630	69.98%	13,397
Equipment Rental	-	50	50	148	700	552	750	19.68%	602
Fuel	40,833	30,817	(10,016)	364,468	394,388	29,920	425,205	85.72%	60,737
Hazardous Waste Removal	-	417	417	2,356	4,583	2,227	5,000	47.12%	2,644
Insurance	28,216	25,259	(2,957)	243,356	280,253	36,897	305,512	79.66%	62,156
Interest Expense	200	346	146	1,043	1,794	752	2,134	48.87%	1,091
Late Fees	-	20	20	-	220	220	240	0.00%	240
Laundry Service & Purchase	515	467	(48)	4,838	5,137	299	5,604	86.32%	766
Leases/Contracts	7,350	6,470	(880)	96,505	120,035	23,530	126,512	76.28%	30,007
Leases/Contracts - Buildings	25,190	21,197	(3,993)	229,710	227,464	(2,246)	251,061	91.50%	21,351
Legal Fees	17,582	15,000	(2,582)	152,191	180,000	27,809	195,000	78.05%	42,809
Maintenance & Repairs-Buildings	10,978	4,542	(6,436)	56,741	63,480	6,740	68,322	83.05%	11,581
Maintenance-Contract Equipment	9,607	-	(9,607)	173,532	204,607	31,075	205,607	84.40%	32,075
Management Fees	36,073	35,450	(623)	231,347	401,216	169,869	436,986	52.94%	205,639
Marketing Materials	-	370	370	463	3,390	2,927	3,625	12.77%	3,162
Meals - Business and Travel	381	1,505	1,123	7,997	15,308	7,311	17,015	47.00%	9,018
Meeting Expenses	3	118	115	2,031	4,867	2,835	4,985	40.75%	2,954
Mileage Reimbursements	922	383	(539)	2,892	3,983	1,091	4,266	67.80%	1,374
Office Supplies	5,838	2,917	(2,921)	26,603	32,809	6,206	35,726	74.46%	9,123

Montgomery County Hospital District
Income Statement - All Units
For The Month Ended
August 31, 2007

	Current Month			Year To Date			Annual Budget		
	Actual	Budget	Variance	Actual	Budget	Variance	Total	%	Remaining
Oil & Lubricants	3,499	2,083	(1,416)	18,779	22,917	4,137	25,000	75.12%	6,221
Other Services	100	300	200	1,257	7,150	5,893	7,450	16.88%	6,193
Oxygen & Gases	4,633	4,345	(288)	50,525	48,033	(2,492)	52,378	96.46%	1,853
Paging System	1,636	1,553	(83)	16,889	17,088	199	18,648	90.57%	1,759
Postage	23	2,122	2,099	17,104	24,642	7,538	25,764	66.39%	8,660
Printing Services	360	1,193	834	3,783	12,523	8,740	12,866	29.40%	9,083
Professional Fees	73,196	62,235	(10,961)	437,268	505,409	68,142	562,644	77.72%	125,376
Radio Repairs - Outsourced (Depot)	2,849	4,500	1,651	36,332	49,500	13,168	54,000	67.28%	17,668
Radio Repair - Parts	1,966	6,000	4,034	84,406	66,000	(18,406)	72,000	117.23%	(12,406)
Radios	-	200	200	-	2,200	2,200	2,400	0.00%	2,400
Radio - Special Project Expenditures	-	3,300	3,300	226,687	36,300	(190,387)	39,600	572.44%	(187,087)
Recruit/Investigate	2,421	15,550	13,129	9,031	39,700	30,669	55,250	16.35%	46,219
Relocation Expenses	-	-	-	-	500	500	500	0.00%	500
Rent	14,437	15,137	700	171,033	169,933	(1,100)	185,071	92.42%	14,037
Rent-Storage Facility	282	2,193	1,911	12,214	23,447	11,234	25,790	47.36%	13,577
Repair-Equipment	3,837	2,601	(1,235)	15,719	29,579	13,860	32,180	48.85%	16,462
Shop Tools	134	450	316	3,952	4,950	998	5,400	73.18%	1,448
Shop Supplies	1,673	870	(803)	15,283	9,570	(5,713)	10,440	146.39%	(4,843)
Small Equipment & Furniture	17,851	2,250	(15,601)	40,725	45,066	4,341	48,416	84.12%	7,691
Special Events Supplies	-	-	-	1,221	1,650	429	1,650	74.01%	429
Station Supplies	1,381	2,335	954	24,976	25,685	709	28,020	89.14%	3,044
Supplemental Food	54	285	231	1,237	1,735	498	1,820	67.99%	583
Telephones-Cellular	2,804	5,556	2,752	57,859	61,466	3,607	67,022	86.33%	9,163
Telephones-Service	13,243	10,325	(2,918)	95,875	113,575	17,700	123,900	77.38%	28,025
Telephones - Long Distance	386	688	303	4,435	7,606	3,170	8,294	53.48%	3,858
Tower Rental	12,904	13,528	625	141,005	148,812	7,807	162,340	86.86%	21,335
Training/Related Expenses-CE	5,064	5,862	798	56,645	109,901	53,256	114,023	49.68%	57,378
Travel Expenses	2,400	2,089	(311)	37,176	47,889	10,713	53,619	69.33%	16,443
Uniforms	8,632	7,724	(908)	72,549	98,982	26,433	106,846	67.90%	34,297
Utilities	11,458	8,100	(3,358)	91,071	89,200	(1,871)	97,300	93.60%	6,229
Vehicle-Batteries	1,176	538	(638)	6,020	5,913	(107)	6,450	93.33%	430
Vehicle-Outside Services	1,595	1,000	(595)	8,477	11,000	2,523	12,000	70.64%	3,523
Vehicle-Parts	14,587	20,621	6,034	248,779	226,955	(21,824)	247,576	100.49%	(1,203)
Vehicle-Registration	-	99	99	-	1,089	1,089	1,188	0.00%	1,188
Vehicle-Tires	1,972	2,016	44	16,340	22,176	5,836	24,192	67.54%	7,852
Vehicle-Towing	232	240	8	3,351	2,640	(711)	2,880	116.34%	(471)
Worker's Compensation Insurance	-	-	-	310,818	327,998	17,180	419,015	74.18%	108,197
Total operating expenses	546,772	469,726	(77,046)	5,328,071	5,886,249	558,177	6,479,706	82.23%	1,151,635
Indigent care expenses									
Contractual Obligations - CRMC	467,042	470,000	2,958	1,866,806	5,170,000	3,303,194	5,640,000	33.10%	3,773,194
Specialty Healthcare Providers	345,681	254,519	(91,162)	2,069,871	2,799,709	729,838	3,054,228	67.77%	984,357
Total indigent care expenses	812,723	724,519	(88,204)	3,936,676	7,969,709	4,033,033	8,694,228	45.28%	4,757,552
Total expenses before capital purchases	2,447,737	2,135,389	(312,348)	19,913,703	24,382,206	4,468,503	27,062,233	73.58%	7,148,530
Capital Purchases / Fixed Assets	214,725	51,200	(163,525)	1,500,540	2,184,051	683,512	2,198,351	68.26%	697,812
Total expenses	2,662,462	2,186,589	(475,873)	21,414,242	26,566,257	5,152,015	29,260,584	73.18%	7,846,342
Revenues over/(under) expenditures	\$ (1,500,037)	\$ (1,293,520)	\$ (206,517)	\$ 9,130,783	\$ 1,803,065	\$ 7,327,718	\$ (64,594)	N/A	N/A

**Montgomery County Hospital District
Income Statement
October 2006 - September 2007**

All Units

	Oct. 2006	Nov. 2006	Dec. 2006	Jan. 2007	Feb. 2007	March 2007	April 2007	May 2007	June 2007	July 2007	Aug. 2007	YTD Total
REVENUE												
Tax Revenue												
10-01-40000 Tax Revenue-Admin	\$518,629.29	\$745,615.98	\$6,932,444.59	\$7,498,620.97	\$1,875,264.62	\$247,489.40	\$141,676.14	\$180,644.25	\$139,478.02	\$114,999.12	\$58,681.01	\$18,453,543.39
10-01-40100 Delinquent Tax Revenue-Admin	\$49,804.02	\$35,709.37	\$42,757.00	\$24,918.30	\$34,939.20	\$28,609.16	\$20,575.62	\$53,402.44	\$3,982.33	\$18,830.68	\$18,771.31	\$332,299.43
10-01-40200 Penalties and Interest-Admin	\$16,122.00	\$10,353.11	\$13,238.00	\$9,383.75	\$31,908.98	\$34,203.15	\$27,100.59	\$430.09	\$72,564.93	\$24,232.96	\$22,254.97	\$261,792.53
Total Tax Revenue	\$584,555.31	\$791,678.46	\$6,988,439.59	\$7,532,923.02	\$1,942,112.80	\$310,301.71	\$189,352.35	\$234,476.78	\$216,025.28	\$158,062.76	\$99,707.29	\$19,047,635.35
Investment Income												
10-01-41100 Investment Income - MCHD-Admin	\$79,457.67	\$73,817.07	\$84,148.36	\$143,551.83	\$153,334.73	\$170,773.72	\$161,105.87	\$167,384.19	\$157,725.29	\$158,659.10	\$153,501.83	\$1,503,459.66
10-01-41200 Investment Income - MCHF-Admin	\$33,668.42	\$32,697.00	\$31,765.50	\$0.00	\$0.00	\$0.00	\$0.00	\$0.00	\$0.00	\$0.00	\$0.00	\$98,130.92
Total Investment Income	\$113,126.09	\$106,514.07	\$115,913.86	\$143,551.83	\$153,334.73	\$170,773.72	\$161,105.87	\$167,384.19	\$157,725.29	\$158,659.10	\$153,501.83	\$1,601,590.58
Tobacco Suit Litigation Proceeds												
10-01-41300 Tobacco Settlement Proceeds-Admin	\$0.00	\$0.00	\$0.00	\$0.00	\$0.00	\$0.00	\$853,964.46	\$0.00	\$0.00	\$0.00	\$0.00	\$853,964.46
Total Tobacco Suit Litigation Proceeds	\$0.00	\$0.00	\$0.00	\$0.00	\$0.00	\$0.00	\$853,964.46	\$0.00	\$0.00	\$0.00	\$0.00	\$853,964.46
EMS Net Income												
10-07-43100 EMS - Advanced Life Support Revenue-EMS	\$1,484,233.40	\$1,398,468.86	\$1,548,908.76	\$1,561,878.46	\$1,532,756.32	\$1,664,260.08	\$1,590,609.03	\$1,630,928.30	\$1,665,657.14	\$1,628,690.35	\$1,729,426.51	\$17,435,817.21
10-07-43200 EMS - Basic Life Support Revenue-EMS	\$460,397.14	\$402,684.94	\$468,348.52	\$396,415.56	\$428,147.64	\$453,441.30	\$443,523.56	\$475,823.06	\$397,885.94	\$437,827.99	\$434,996.84	\$4,799,492.49
10-07-43300 Transfer Service Fees-EMS	\$93,186.49	\$125,652.87	\$90,787.06	\$80,897.82	\$115,668.61	\$158,992.94	\$123,426.50	\$117,739.69	\$113,818.99	\$128,245.49	\$129,554.78	\$1,277,971.24
10-07-43400 Non-Transport Fees-EMS	\$22,373.68	\$22,856.84	\$19,912.71	\$20,458.62	\$13,560.30	\$15,748.52	\$17,594.06	\$24,535.42	\$22,418.54	\$19,393.88	\$27,739.23	\$226,591.80
10-07-43500 Contractual Allowance-EMS	(\$712,540.67)	(\$737,299.27)	(\$750,357.51)	(\$712,027.65)	(\$733,000.57)	(\$829,650.99)	(\$761,467.47)	(\$769,095.25)	(\$726,897.82)	(\$777,734.55)	(\$806,436.91)	(\$8,316,508.66)
10-07-43520 Provision for Bad Debt-EMS	(\$649,602.09)	(\$732,256.48)	(\$748,699.51)	(\$999,658.09)	(\$561,716.15)	(\$641,935.75)	(\$647,683.11)	(\$831,781.02)	(\$829,365.00)	(\$778,923.14)	(\$711,138.72)	(\$8,132,759.06)
10-07-43540 Adjustment For P.A. - Transports-EMS	\$0.00	\$0.00	\$0.00	\$0.00	\$0.00	\$0.00	\$0.00	\$0.00	\$0.00	\$0.00	\$0.00	\$0.00
10-07-43600 Recovery of Bad Debt - EMS-EMS	\$35,885.77	\$30,802.04	\$24,238.19	\$31,448.39	\$25,558.12	\$42,603.22	\$35,729.59	\$36,977.27	\$40,355.04	\$36,959.10	\$46,700.44	\$387,257.17
10-07-43700 Contract Revenue (Net)-EMS	\$5,000.00	\$5,000.00	\$0.00	\$10,000.00	\$14,225.00	\$8,587.50	\$7,387.50	\$8,925.00	\$8,212.50	\$9,412.50	\$8,550.00	\$85,300.00
Total EMS Net Income	\$738,933.72	\$515,909.80	\$653,138.22	\$389,413.11	\$835,199.27	\$872,046.82	\$809,119.66	\$694,052.47	\$692,085.33	\$703,871.62	\$859,392.17	\$7,763,162.19
Miscellaneous Revenue												
10-01-41400 Weyland Bldg. Land Lease-Admin	\$8,265.51	\$0.00	\$0.00	\$8,265.51	\$0.00	\$0.00	\$8,265.51	\$0.00	\$0.00	\$8,265.51	\$0.00	\$33,062.04
10-**-41500 Miscellaneous Income-Admin	\$2,027.65	\$2,798.94	\$2,556.88	\$3,148.15	\$1,987.83	\$1,797.17	\$6,918.26	\$1,958.98	\$2,214.42	\$5,933.45	\$2,497.30	\$33,839.03
10-02-42100 P.A. Co-Pay Fees-PA	\$8,852.19	\$8,146.58	\$7,962.48	\$9,767.72	\$9,400.54	\$9,561.06	\$9,129.52	\$9,292.39	\$9,005.74	\$9,350.92	\$9,687.53	\$100,156.67
10-02-42200 P.A. Processing Fees-PA	\$380.00	\$430.00	\$500.00	\$435.00	\$450.00	\$405.00	\$350.00	\$590.00	\$440.00	\$495.00	\$440.00	\$4,915.00
10-02-42400 Recovery of Bad Debt - PA-PA	\$25.60	\$8.10	\$8.10	\$205.43	\$8.10	\$16.20	\$8.10	\$8.10	\$8.10	\$0.00	\$16.20	\$312.03
10-**-43800 Education/Training Revenue-Clini	\$1,680.00	\$3,620.00	\$1,645.00	\$4,590.00	\$10,291.00	\$7,555.00	\$9,970.00	\$1,080.00	\$6,785.00	\$3,764.00	\$6,278.00	\$57,258.00
10-07-43910 Stand-By Fees-EMS	\$0.00	\$0.00	\$0.00	\$0.00	\$225.00	\$0.00	\$0.00	\$0.00	\$0.00	\$0.00	\$0.00	\$225.00
10-07-43930 Immunization Fees-EMS	\$0.00	\$450.00	\$80.00	\$0.00	\$0.00	\$0.00	\$0.00	\$0.00	\$0.00	\$0.00	\$0.00	\$530.00
10-06-45100 Dispatch Fees-Alarm	\$6,667.00	\$6,667.00	\$6,667.00	\$73,333.64	\$23,333.66	\$27,333.66	\$23,333.66	\$23,333.66	\$23,332.66	\$23,332.66	\$23,332.66	\$260,667.26
10-04-46100 Radio Repair Income-Radio	\$3,219.12	\$9,719.42	\$35,035.08	\$2,384.99	\$19,245.53	\$12,645.13	\$6,678.16	\$14,222.43	\$10,505.74	\$25,927.59	\$7,572.26	\$147,155.45
10-04-46200 Radio User Agreements-Radio	\$0.00	\$0.00	\$0.00	\$0.00	\$2,526.25	(\$2,526.25)	\$50,820.00	(\$1,176.00)	\$0.00	\$0.00	\$0.00	\$49,644.00
10-04-46300 Inter Local 800 Mhz-Radio	\$0.00	\$53,918.74	(\$0.03)	\$218,333.85	\$0.00	\$0.00	\$0.00	\$0.00	\$0.00	\$0.00	\$0.00	\$272,252.56
10-**-46400 Special Project Revenue-Radio	\$84,785.12	(\$1,869.99)	(\$1,074.13)	\$11,280.99	\$72,417.62	\$3,306.59	\$14,658.94	\$39,903.36	\$1,214.25	\$1,270.63	\$0.00	\$225,893.38
Total Miscellaneous Revenue	\$115,902.19	\$83,888.79	\$53,380.38	\$331,745.28	\$139,885.53	\$60,093.56	\$130,132.15	\$89,212.92	\$53,505.91	\$78,339.76	\$49,823.95	\$1,185,910.42
TOTAL REVENUE	\$1,552,517.31	\$1,497,991.12	\$7,810,872.05	\$8,397,633.24	\$3,070,532.33	\$1,413,215.81	\$2,143,674.49	\$1,185,126.36	\$1,119,341.81	\$1,098,933.24	\$1,162,425.24	\$30,452,263.00
INCOME - OTHER SOURCES												
Other Financing Sources												
10-**-49000 Other Financing Sources-Admin	\$14,001.00	\$2,054.00	\$0.00	\$0.00	\$8,393.79	\$6,012.05	\$41,705.55	\$20,596.24	\$0.00	\$0.00	\$0.00	\$92,762.63
Total Other Financing Sources	\$14,001.00	\$2,054.00	\$0.00	\$0.00	\$8,393.79	\$6,012.05	\$41,705.55	\$20,596.24	\$0.00	\$0.00	\$0.00	\$92,762.63
Total	\$14,001.00	\$2,054.00	\$0.00	\$0.00	\$8,393.79	\$6,012.05	\$41,705.55	\$20,596.24	\$0.00	\$0.00	\$0.00	\$92,762.63
TOTAL INCOME - ALL SOURCES	\$1,566,518.31	\$1,500,045.12	\$7,810,872.05	\$8,397,633.24	\$3,078,926.12	\$1,419,227.86	\$2,185,380.04	\$1,205,722.60	\$1,119,341.81	\$1,098,933.24	\$1,162,425.24	\$30,545,025.63

**Montgomery County Hospital District
Income Statement
October 2006 - September 2007**

All Units

	Oct. 2006	Nov. 2006	Dec. 2006	Jan. 2007	Feb. 2007	March 2007	April 2007	May 2007	June 2007	July 2007	Aug. 2007	YTD Total
EXPENSES												
Payroll Expenses												
10-**-51100 Regular Pay-Admin	\$462,207.63	\$485,463.40	\$504,910.78	\$514,399.37	\$505,389.72	\$480,230.00	\$785,037.46	\$519,970.33	\$520,889.36	\$579,154.71	\$603,263.70	\$5,960,916.46
10-**-51200 Overtime Pay-Admin	\$180,556.41	\$183,102.66	\$179,467.89	\$175,004.84	\$183,290.32	\$186,739.03	\$280,147.01	\$199,160.93	\$193,719.41	\$228,686.65	\$240,175.62	\$2,230,050.77
10-**-51300 Paid Time Off-Alarm	\$26,427.78	\$39,917.32	\$35,710.78	\$34,214.23	\$29,707.13	\$34,604.72	\$48,173.17	\$41,220.03	\$47,716.15	\$43,906.98	\$40,706.11	\$422,304.40
10-07-51400 Stipend Pay-EMS	\$760.00	\$1,210.00	\$1,043.22	\$682.00	\$1,714.86	\$22,179.23	\$3,286.00	\$2,096.75	\$1,517.50	\$2,454.75	\$2,173.00	\$39,117.31
10-**-51500 Payroll Taxes-Admin	\$49,127.36	\$51,446.16	\$51,294.11	\$53,223.58	\$52,877.78	\$53,152.15	\$82,054.65	\$56,081.83	\$56,198.10	\$63,146.83	\$65,532.12	\$634,134.67
10-**-51600 401A Plan-Admin	\$19,387.53	\$20,463.77	\$19,994.22	\$20,850.74	\$22,175.67	\$22,411.66	\$34,816.33	\$23,823.52	\$23,809.22	\$26,565.13	\$26,375.03	\$260,672.82
10-**-51700 Health & Dental-Admin	\$102,605.68	\$95,486.77	\$79,998.96	\$88,232.10	\$84,778.27	\$116,805.54	\$97,132.04	\$104,148.67	\$117,450.77	\$105,103.95	\$110,016.12	\$1,101,758.87
10-01-51800 Unemployment Ins.-Admin	\$0.00	\$0.00	\$0.00	\$0.00	\$0.00	\$0.00	\$0.00	\$0.00	\$0.00	\$0.00	\$0.00	\$0.00
Total Payroll Expenses	\$841,072.39	\$877,090.08	\$872,419.96	\$886,606.86	\$879,933.75	\$916,122.33	\$1,330,646.66	\$946,502.06	\$961,300.51	\$1,049,019.00	\$1,088,241.70	\$10,648,955.30
Operation Expenses												
10-10-52000 Accident Repair-Fleet	\$118.21	(\$1,000.00)	\$8,838.00	(\$4,675.84)	(\$6,095.61)	\$0.00	\$27,645.27	\$0.00	(\$21,998.38)	(\$1,000.00)	\$0.00	\$1,831.65
10-01-52100 Accounting/Auditing Fees-Admin	(\$792.85)	\$2,796.88	\$1,769.60	\$2,122.35	\$19,360.65	\$1,681.10	\$12,822.35	\$1,547.60	\$2,839.30	\$837.80	\$2,940.50	\$47,925.28
10-01-52200 Advertising-Admin	\$0.00	\$0.00	\$268.46	\$268.46	\$244.24	\$0.00	\$0.00	\$0.00	\$0.00	\$807.50	\$0.00	\$1,588.66
10-01-52300 Bank Charges-Admin	\$0.00	\$0.00	\$195.00	\$0.00	\$0.00	\$32.00	\$0.00	\$0.00	\$0.00	\$0.00	\$0.00	\$227.00
10-07-52500 Bio-Waste Removal-EMS	\$612.00	\$0.00	\$679.50	\$775.50	\$607.50	\$559.50	\$1,407.00	\$0.00	\$751.50	\$775.50	\$847.50	\$7,015.50
10-**-52600 Books/Materials-PA	\$1,770.00	\$581.26	\$282.78	\$1,757.20	\$1,721.45	\$7,564.35	\$1,041.50	\$457.56	\$4,621.37	\$3,950.10	\$475.20	\$24,222.77
10-07-52700 Business Licenses-EMS	\$0.00	\$0.00	\$0.00	\$0.00	\$0.00	\$71.00	\$0.00	\$0.00	\$0.00	\$0.00	\$0.00	\$71.00
10-11-52900 Collection Fees-Bill	\$18,203.29	\$14,235.77	\$9,868.63	\$20,367.28	\$10,539.10	\$7,040.41	\$24,203.91	\$15,724.72	\$11,928.45	\$13,228.12	\$16,064.36	\$161,404.04
10-**-53000 Computer Maintenance-Bill	\$1,197.00	\$4,962.61	\$3,088.05	\$0.00	\$2,135.04	\$2,996.02	\$4,665.00	\$4,190.00	\$0.00	\$4,917.14	\$4,677.50	\$32,828.36
10-**-53050 Computer Software-Radio	\$16,225.63	\$12,687.99	\$17,675.35	\$28,403.31	\$14,375.89	\$17,520.52	\$19,951.01	\$13,427.57	\$11,153.10	\$23,525.76	\$42,145.23	\$217,091.36
10-**-53100 Computer Supplies/Non-Cap.-Bill	\$437.99	\$3,215.10	\$4,689.63	\$3,901.93	\$1,152.46	\$1,024.41	\$2,080.04	\$2,100.22	\$769.02	\$3,702.16	\$2,564.03	\$25,636.99
10-01-53310 Contractual Obligations- County Appraisal-Admin	\$0.00	\$0.00	\$36,990.00	\$0.00	\$0.00	\$36,990.00	\$0.00	\$0.00	\$36,990.00	\$0.00	\$0.00	\$110,970.00
10-01-53320 Contractual Obligations- Tax Collector Assessor-Admi	\$13,941.05	\$14,399.82	\$29.20	\$48.62	\$35.46	\$3.94	\$1.86	\$0.00	\$94.17	\$39.47	\$10.48	\$28,604.07
10-07-53330 Contractual Obligations- Other-EMS	\$0.00	\$0.00	\$0.00	\$0.00	\$0.00	\$0.00	\$0.00	\$0.00	\$0.00	\$0.00	\$0.00	\$0.00
10-**-53400 Courier-EMS	\$684.86	\$805.68	\$144.47	\$670.93	\$1,048.36	\$277.48	\$741.13	\$684.55	\$204.58	\$651.26	\$548.53	\$6,461.83
10-07-53500 Customer Property Damage-EMS	\$0.00	\$370.00	\$0.00	\$0.00	\$300.00	\$0.00	\$0.00	\$0.00	\$0.00	\$0.00	\$575.00	\$1,245.00
10-09-53550 Customer Relations-Clini	\$0.00	\$1,092.50	\$475.00	\$454.10	\$71.54	\$1,300.00	(\$1,300.00)	\$0.00	\$0.00	\$618.00	\$0.00	\$2,711.14
10-07-53800 Disposable Linen-EMS	\$2,916.00	\$1,832.00	\$892.00	\$5,076.00	\$4,934.80	\$1,805.00	\$2,484.00	\$346.00	\$146.40	\$0.00	\$1,320.00	\$21,752.26
10-07-53900 Disposable Medical Supplies-EMS	\$42,282.48	\$37,540.15	\$34,398.73	\$32,560.78	\$45,723.84	\$34,857.24	\$46,333.17	\$52,085.54	\$46,340.01	\$33,219.79	\$67,691.99	\$473,033.72
10-07-54000 Drug Supplies-EMS	\$1,834.53	\$8,042.93	\$10,701.20	\$11,016.53	\$7,235.49	\$7,969.75	\$5,295.22	\$12,424.99	\$7,109.13	\$13,085.69	\$8,434.45	\$93,149.91
10-**-54100 Dues/Subscriptions-EMS	\$946.42	\$3,904.04	\$640.22	\$443.76	\$975.79	\$763.80	\$960.80	\$490.80	\$465.80	\$75.80	\$1,475.30	\$11,142.53
10-**-54200 Durable Medical Equipment-Clini	\$3,320.65	\$3,073.09	\$2,905.20	\$8,218.73	\$15,499.92	\$4,397.84	\$7,950.44	\$4,770.92	\$11,474.00	\$9,609.48	\$4,556.08	\$75,776.35
10-01-54300 Election Expenses-Admin	\$0.00	\$0.00	\$0.00	\$0.00	\$0.00	\$0.00	\$0.00	\$0.00	\$0.00	\$0.00	\$0.00	\$0.00
10-07-54325 Employee Assistance Program-EMS	\$0.00	\$0.00	\$0.00	\$0.00	\$0.00	\$0.00	\$0.00	\$0.00	\$0.00	\$0.00	\$0.00	\$0.00
10-07-54350 Employee Health/Wellness-EMS	\$8,399.91	\$450.00	(\$1,611.40)	\$1,290.00	\$0.00	\$4,035.17	\$54.00	\$704.65	\$412.05	\$3,199.92	\$172.25	\$17,106.55
10-**-54450 Employee Recognition-EMS	\$227.50	\$2,053.48	\$8,702.29	\$2,509.23	\$1,061.94	\$3,760.18	\$839.16	\$6,701.93	\$2,926.41	\$646.39	\$1,804.43	\$31,232.94
10-01-54500 Equipment Rental-Admin	\$0.00	\$147.61	\$0.00	\$0.00	\$0.00	\$0.00	\$0.00	\$0.00	\$0.00	\$0.00	\$0.00	\$147.61
10-07-54700 Fuel-EMS	\$33,330.89	\$29,603.82	\$25,281.24	\$29,227.06	\$28,713.01	\$30,473.73	\$36,310.33	\$37,013.20	\$36,589.90	\$37,092.21	\$40,832.66	\$364,468.05
10-10-54800 Hazardous Waste Removal-Fleet	\$164.13	\$274.63	\$298.75	\$734.63	\$0.00	\$321.25	\$0.00	\$245.50	\$0.00	\$317.00	\$0.00	\$2,355.89
10-01-54900 Insurance-Admin	\$22,950.00	\$22,950.00	\$20,040.38	\$27,858.46	\$25,965.88	\$24,351.42	\$9,399.35	\$4,941.42	\$27,791.42	\$28,891.42	\$28,216.42	\$243,356.17
10-01-55025 Interest Expense-Admin	\$0.00	\$0.00	\$0.00	\$0.00	\$0.00	\$0.00	\$216.95	\$212.85	\$208.19	\$204.47	\$200.18	\$1,042.64
10-01-55075 Late Fees-Admin	\$0.00	\$0.00	\$0.00	\$0.00	\$0.00	\$0.00	\$0.00	\$0.00	\$0.00	\$0.00	\$0.00	\$0.00
10-10-55100 Laundry Service & Purchase-Fleet	\$409.68	\$408.28	\$471.67	\$512.75	\$397.69	\$413.53	\$408.51	\$500.81	\$300.10	\$499.98	\$514.57	\$4,837.57
10-**-55400 Leases/Contracts-Bill	\$13,784.80	\$7,619.99	\$9,213.38	\$13,289.13	\$7,626.99	\$7,633.99	\$10,464.61	\$6,088.06	\$4,860.00	\$8,573.89	\$7,349.85	\$96,504.69
10-01-55450 Leases/Contracts - Buildings-Admin	\$19,633.13	\$20,320.63	\$19,808.13	\$19,545.63	\$20,158.13	\$20,608.13	\$20,520.63	\$23,734.13	\$23,429.13	\$16,762.57	\$25,190.25	\$229,710.49
10-**-55500 Legal Fees-Admin	\$8,054.63	\$14,205.99	\$12,981.16	\$12,258.94	\$16,978.25	\$17,961.89	\$11,351.35	\$18,268.49	\$11,775.13	\$10,773.46	\$17,581.50	\$152,190.79
10-**-55600 Maintenance & Repairs-Buildings-Logis	\$2,055.01	\$3,995.06	\$6,440.59	\$2,066.50	\$4,299.33	\$4,143.43	\$6,788.82	\$6,297.70	\$6,188.82	\$10,978.00	\$5,740.00	\$56,740.80
10-**-55650 Maintenance-Contract Equipment-EMS	\$3,520.00	\$37,078.89	\$46,926.00	\$4,500.00	\$10,558.00	\$44,323.92	\$12,804.00	\$959.00	(\$1,244.00)	\$4,500.00	\$9,606.50	\$173,532.31
10-**-55700 Management Fees-Admin	\$19,452.75	\$19,258.50	\$18,405.50	\$18,648.00	\$18,675.75	\$24,561.75	\$17,510.25	\$20,243.86	\$17,244.50	\$21,272.50	\$36,073.25	\$231,346.61
10-07-55800 Marketing Materials-EMS	\$0.00	\$462.93	\$0.00	\$0.00	\$0.00	\$0.00	\$0.00	\$0.00	\$0.00	\$0.00	\$0.00	\$462.93
10-**-55900 Meals - Business and Travel-Bill	\$607.02	\$517.98	\$317.80	\$441.95	\$33.05	\$924.75	\$2,018.50	\$1,373.50	\$309.09	\$1,072.42	\$381.31	\$7,997.37
10-**-56100 Meeting Expenses-Admin	\$647.50	\$40.00	\$0.00	\$210.26	(\$313.33)	\$1,101.62	\$40.00	\$3.00	\$56.31	\$242.94	\$3.00	\$2,031.30
10-**-56200 Mileage Reimbursements-Clini	\$204.90	\$345.11	\$0.00	(\$70.81)	\$7.21	\$25.67	\$641.68	\$153.33	\$257.41	\$585.58	\$922.14	\$2,892.22
10-**-56300 Office Supplies-Radio	\$2,006.57	\$2,156.97	\$1,691.28	\$1,532.50	\$2,575.82	\$1,355.54	\$1,454.18	\$2,080.04	\$2,139.79	\$3,772.61	\$5,837.75	\$26,603.05
10-10-56400 Oil & Lubricants-Fleet	\$585.25	\$132.07	\$3,459.87	\$470.42	\$1,779.13	\$2,792.34	\$112.75	\$4,435.79	\$0.00	\$1,512.28	\$3,499.31	\$18,779.21
10-02-56500 Other Services-PA	\$0.00	\$0.00	\$70.00	\$40.00	\$687.48	\$60.00	\$0.00	\$100.00	\$100.00	\$100.00	\$100.00	\$1,257.48

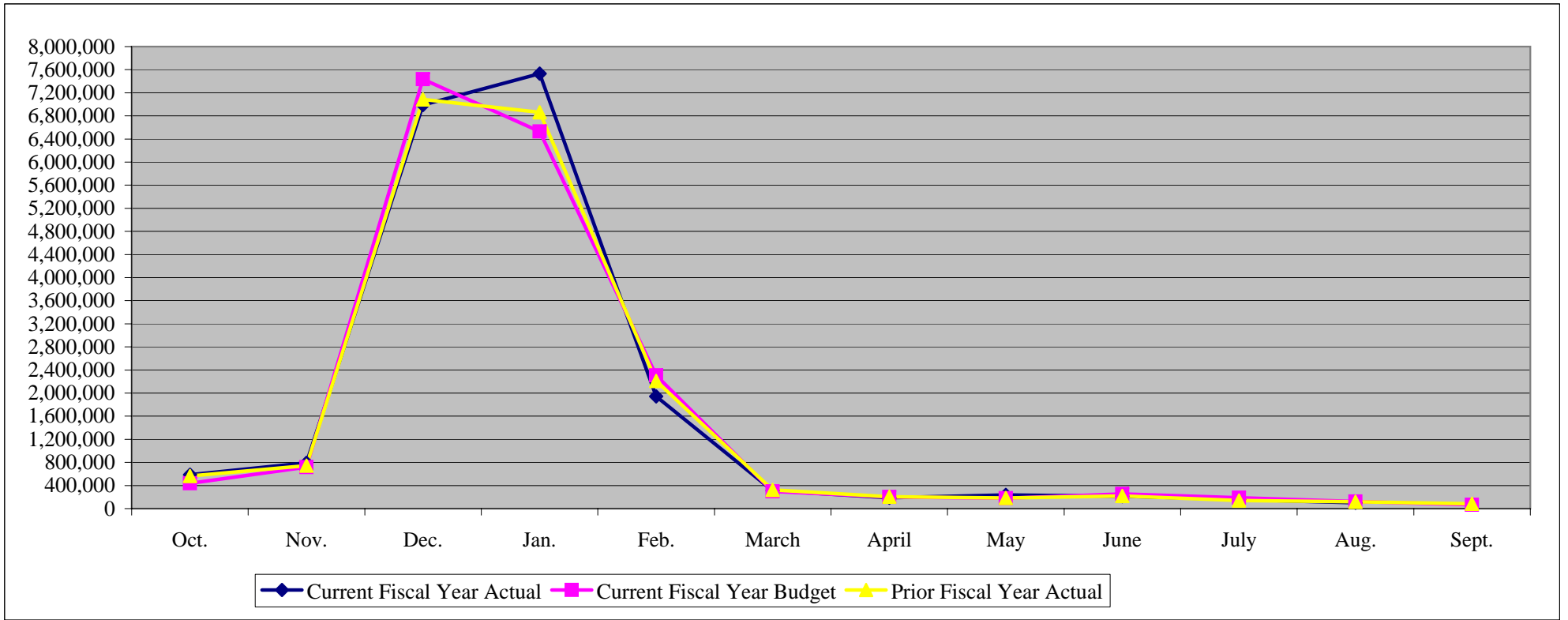
**Montgomery County Hospital District
Income Statement
October 2006 - September 2007**

All Units

	Oct. 2006	Nov. 2006	Dec. 2006	Jan. 2007	Feb. 2007	March 2007	April 2007	May 2007	June 2007	July 2007	Aug. 2007	YTD Total
10-**-56600 Oxygen & Gases-EMS	\$3,919.97	\$3,847.74	\$4,237.39	\$4,710.51	\$6,453.34	\$4,129.75	\$5,346.88	\$3,307.31	\$4,595.25	\$5,344.04	\$4,632.80	\$50,524.98
10-**-56700 Paging System-Alarm	\$1,500.78	\$1,906.26	\$1,597.04	\$1,066.83	\$1,535.42	\$1,603.22	\$1,559.37	\$1,587.45	\$1,570.63	\$1,325.77	\$1,636.15	\$16,888.92
10-**-56900 Postage-Admin	\$2,444.78	\$7,532.60	\$2,416.13	\$1,827.36	\$2,740.77	\$5,864.09	(\$9,667.17)	\$722.80	\$1,018.56	\$2,181.23	\$22.51	\$17,103.66
10-**-57000 Printing Services-Bill	\$250.89	\$720.18	\$0.00	\$389.85	\$290.00	\$532.24	\$60.00	\$128.49	\$707.20	\$344.86	\$359.50	\$3,783.21
10-**-57100 Professional Fees-Radio	\$15,211.45	\$31,591.45	\$16,563.60	\$22,321.37	\$38,619.85	\$30,725.19	\$53,133.33	\$37,086.64	\$64,649.45	\$54,169.47	\$73,195.96	\$437,267.76
10-04-57200 Radio Repairs - Outsourced (Depot)-Radio	\$2,500.98	\$5,592.12	\$1,424.40	\$2,309.80	\$3,411.00	\$4,028.00	\$5,117.66	\$2,014.58	\$2,134.64	\$4,949.81	\$2,848.78	\$36,331.77
10-04-57225 Radio Repair - Parts-Radio	\$3,840.62	\$7,602.01	\$21,926.07	\$5,342.54	\$12,384.53	\$5,643.88	\$10,629.03	\$1,982.85	\$4,793.75	\$8,294.90	\$1,965.71	\$84,405.89
10-**-57250 Radios-Radio	\$0.00	\$0.00	\$0.00	\$0.00	\$0.00	\$0.00	\$0.00	\$0.00	\$0.00	\$0.00	\$0.00	\$0.00
10-04-57275 Radio - Special Project Expenditures-Radio	\$78,708.00	\$29,961.87	\$41,719.33	\$7,328.90	\$7,621.10	\$14,367.27	\$26,348.35	\$6,222.75	\$8,831.76	\$5,577.75	\$0.00	\$226,687.08
10-07-57300 Recruit/Investigate-EMS	\$36.00	\$1,088.80	\$315.00	\$0.00	\$393.50	\$836.00	\$1,228.15	\$793.00	\$0.00	\$1,920.00	\$2,421.00	\$9,031.45
10-**-57400 Relocation Expenses-PA	\$0.00	\$0.00	\$0.00	\$0.00	\$0.00	\$0.00	\$0.00	\$0.00	\$0.00	\$0.00	\$0.00	\$0.00
10-**-57500 Rent-PA	\$8,891.20	\$8,891.20	\$18,929.20	\$12,511.40	\$13,087.20	\$13,087.20	\$13,087.20	\$13,637.20	\$39,237.20	\$15,237.20	\$14,437.20	\$171,033.40
10-**-57550 Rent-Storage Facility-PA	\$1,385.02	\$2,349.70	\$1,328.74	\$1,765.92	\$1,483.24	\$0.00	\$1,122.30	\$1,135.14	\$614.76	\$746.69	\$281.99	\$12,213.50
10-**-57650 Repair-Equipment-Clini	\$1,477.29	\$2,345.68	\$863.65	\$666.14	\$1,567.82	\$2,965.96	\$219.15	\$1,368.16	\$398.42	\$9.84	\$3,836.67	\$15,718.78
10-**-57700 Shop Tools-Radio	(\$39.43)	\$116.32	\$879.79	\$1,947.53	\$131.40	\$245.38	\$403.70	\$613.98	\$259.96	(\$741.00)	\$133.88	\$3,951.51
10-10-57725 Shop Supplies-Fleet	\$646.25	\$2,711.83	\$213.78	\$1,870.16	\$324.46	\$1,837.03	\$4,034.11	(\$668.16)	\$666.28	\$1,974.09	\$1,673.22	\$15,283.05
10-**-57750 Small Equipment & Furniture-Fleet	\$221.65	\$3,174.93	\$1,072.57	\$2,928.61	\$3,933.33	\$1,682.07	\$1,764.67	\$1,325.10	\$1,321.73	\$5,449.66	\$17,850.91	\$40,725.23
10-07-57800 Special Events Supplies-EMS	\$0.00	\$0.00	\$146.23	\$1,075.00	\$0.00	\$0.00	\$0.00	\$0.00	\$0.00	\$0.00	\$0.00	\$1,221.23
10-**-57900 Station Supplies-EMS	\$2,189.00	\$1,748.79	\$2,274.78	\$1,461.57	\$2,932.78	\$2,440.73	\$3,179.88	\$2,877.59	\$2,239.46	\$2,251.04	\$1,380.65	\$24,976.27
10-**-58100 Supplemental Food-Clini	\$12.28	\$87.29	\$5.16	\$96.23	\$60.04	\$135.90	\$237.41	\$390.11	\$60.88	\$98.56	\$53.62	\$1,237.48
10-**-58200 Telephones-Cellular-Admin	\$5,080.34	\$5,471.91	\$5,518.77	\$5,379.55	\$5,423.48	\$5,353.67	\$5,354.51	\$5,692.77	\$5,885.09	\$5,894.79	\$2,803.64	\$57,858.52
10-**-58310 Telephones-Service-IS	\$11,154.25	\$12,860.57	\$1,963.35	\$8,075.09	\$8,588.99	\$8,888.07	\$8,520.85	\$8,654.18	\$9,052.30	\$4,874.20	\$13,243.08	\$95,874.93
10-**-58320 Telephones - Long Distance-Admin	\$405.88	\$362.95	\$387.70	\$383.70	\$412.13	\$407.32	\$428.46	\$402.78	\$442.52	\$416.38	\$385.66	\$4,435.48
10-04-58400 Tower Rental-Radio	\$12,799.72	\$12,799.72	\$12,799.72	\$12,799.72	\$12,799.72	\$12,799.72	\$12,799.72	\$12,799.72	\$12,799.72	\$12,903.71	\$12,903.71	\$141,004.90
10-**-58500 Training/Related Expenses-CE-Radio	\$5,006.04	\$5,034.13	\$2,039.47	\$5,398.60	\$5,717.72	\$4,763.02	\$10,560.34	\$4,488.40	\$1,366.69	\$7,206.58	\$5,064.49	\$56,645.48
10-**-58600 Travel Expenses-Clini	\$509.46	\$6,420.08	\$636.60	\$1,290.80	\$1,212.08	\$1,729.11	\$6,371.97	\$4,267.40	\$1,838.12	\$10,501.09	\$2,399.53	\$37,176.24
10-**-58700 Uniforms-Radio	\$7,271.49	\$7,498.40	\$3,303.40	\$8,353.86	\$5,106.31	\$7,415.22	\$4,946.82	\$7,071.13	\$1,860.44	\$11,090.10	\$8,631.85	\$72,549.02
10-**-58800 Utilities-EMS	\$9,423.59	\$8,484.67	\$8,440.11	\$8,349.60	\$8,892.78	\$7,464.61	\$7,126.03	\$6,295.29	\$8,725.70	\$6,411.04	\$11,457.76	\$91,071.18
10-10-58900 Vehicle-Batteries-Fleet	\$323.96	\$809.90	\$1,235.84	\$72.00	\$0.00	\$0.00	\$782.45	\$0.00	\$809.90	\$809.88	\$1,175.84	\$6,019.77
10-10-59000 Vehicle-Outside Services-Fleet	\$77.24	\$507.69	\$1,404.54	\$187.24	(\$53.45)	\$502.34	\$2,119.36	\$236.88	\$1,202.53	\$697.02	\$1,595.47	\$8,476.86
10-10-59050 Vehicle-Parts-Fleet	\$22,006.54	\$25,912.64	\$18,479.96	\$22,947.74	\$18,953.68	\$27,761.78	\$15,247.19	\$30,214.48	\$25,517.72	\$27,150.39	\$14,586.97	\$248,779.09
10-10-59100 Vehicle-Registration-Fleet	\$0.00	\$0.00	\$0.00	\$0.00	\$0.00	\$0.00	\$0.00	\$0.00	\$0.00	\$0.00	\$0.00	\$0.00
10-10-59150 Vehicle-Tires-Fleet	\$559.30	\$2,737.80	\$0.00	\$2,763.50	\$1,749.00	\$1,926.58	\$200.00	\$0.00	\$3,092.00	\$1,339.50	\$1,972.40	\$16,340.08
10-10-59200 Vehicle-Towing-Fleet	\$87.60	\$439.12	\$283.42	\$437.04	(\$1.72)	\$0.00	\$359.18	\$526.14	\$902.78	\$85.00	\$232.00	\$3,350.56
10-01-59350 Worker's Compensation Insurance-Admin	\$0.00	\$0.00	\$77,825.00	\$0.00	\$0.00	\$77,825.00	\$0.00	\$77,343.00	\$77,825.00	\$0.00	\$0.00	\$310,818.00
Total Operation Expenses	\$437,633.07	\$471,170.11	\$557,258.40	\$392,532.45	\$424,840.75	\$562,663.02	\$476,357.39	\$475,316.07	\$530,762.02	\$452,765.62	\$546,772.47	\$5,328,071.37
Indigent Care Expenses												
10-02-53350 Contractual Obligations - Conroe Regional Med. Ctr.-I	\$125,000.00	\$672,017.65	(\$562,599.24)	\$430,224.02	\$0.00	\$230,581.32	\$27,045.27	\$180,031.95	\$150,789.15	\$146,673.82	\$467,041.70	\$1,866,805.64
10-02-57850 Specialty Healthcare Providers-PA	\$298,188.11	\$185,179.58	\$4,708.30	\$245,131.29	\$105,887.92	\$140,713.53	\$127,209.73	\$192,998.35	\$244,103.30	\$180,069.48	\$345,680.94	\$2,069,870.53
Total Indigent Care Expenses	\$423,188.11	\$857,197.23	(\$557,890.94)	\$675,355.31	\$105,887.92	\$371,294.85	\$154,255.00	\$373,030.30	\$394,892.45	\$326,743.30	\$812,722.64	\$3,936,676.17
TOTAL EXPENSES, BEFORE CAPITAL PURCHASES	\$1,701,893.57	\$2,205,457.42	\$871,787.42	\$1,954,494.62	\$1,410,662.42	\$1,850,080.20	\$1,961,259.05	\$1,794,848.43	\$1,886,954.98	\$1,828,527.92	\$2,447,736.81	\$19,913,702.84
CAPITAL PURCHASES												
Capital Purchases - Fixed Assets												
10-**-52750 Capital Purchases / Fixed Assets-Admin	\$87,689.94	\$20,432.04	\$482,132.98	(\$14,719.67)	\$173,302.13	\$88,821.43	\$148,722.73	\$46,878.76	\$145,770.75	\$106,783.08	\$214,725.37	\$1,500,539.54
Total Capital Purchases - Fixed Assets	\$87,689.94	\$20,432.04	\$482,132.98	(\$14,719.67)	\$173,302.13	\$88,821.43	\$148,722.73	\$46,878.76	\$145,770.75	\$106,783.08	\$214,725.37	\$1,500,539.54
TOTAL CAPITAL PURCHASES	\$87,689.94	\$20,432.04	\$482,132.98	(\$14,719.67)	\$173,302.13	\$88,821.43	\$148,722.73	\$46,878.76	\$145,770.75	\$106,783.08	\$214,725.37	\$1,500,539.54
TOTAL EXPENDITURES	\$1,789,583.51	\$2,225,889.46	\$1,353,920.40	\$1,939,774.95	\$1,583,964.55	\$1,938,901.63	\$2,109,981.78	\$1,841,727.19	\$2,032,725.73	\$1,935,311.00	\$2,662,462.18	\$21,414,242.38
REVENUE OVER (UNDER) EXPENSES	(\$223,065.20)	(\$725,844.34)	\$6,456,951.65	\$6,457,858.29	\$1,494,961.57	(\$519,673.77)	\$75,398.26	(\$636,004.59)	(\$913,383.92)	(\$836,377.76)	(\$1,500,036.94)	\$9,130,783.25

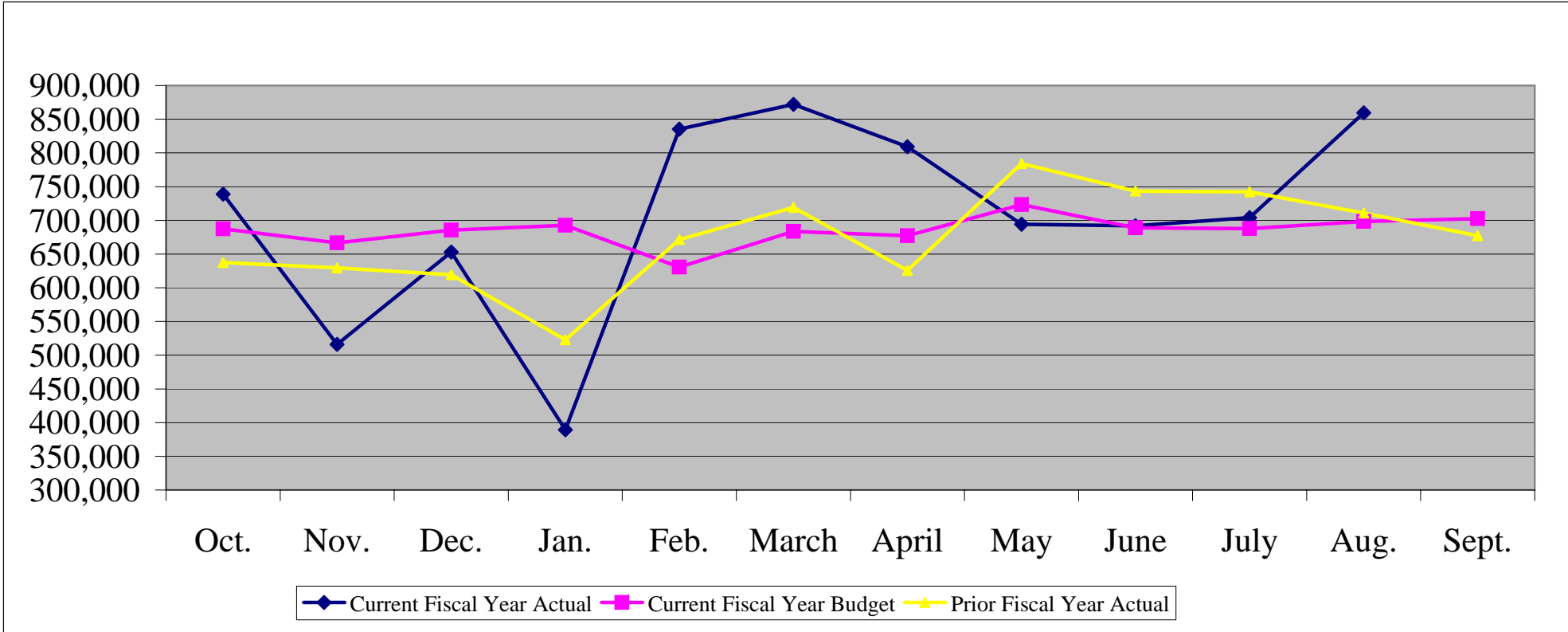
Montgomery County Hospital District Total Tax Revenue

	2006			2007								
	Oct.	Nov.	Dec.	Jan.	Feb.	March	April	May	June	July	Aug.	Sept.
Current Fiscal Year Actual	\$ 584,555	\$ 791,678	\$ 6,988,440	\$ 7,532,923	\$ 1,942,113	\$ 310,302	\$ 189,352	\$ 234,477	\$ 216,025	\$ 158,063	\$ 99,707	
Current Fiscal Year Budget	437,042	718,244	7,433,629	6,529,122	2,307,416	299,422	200,147	179,798	253,159	186,970	124,591	65,102
Prior Fiscal Year Actual	566,597	742,536	7,086,156	6,862,933	2,209,865	324,233	203,754	183,565	217,752	139,404	116,487	84,177



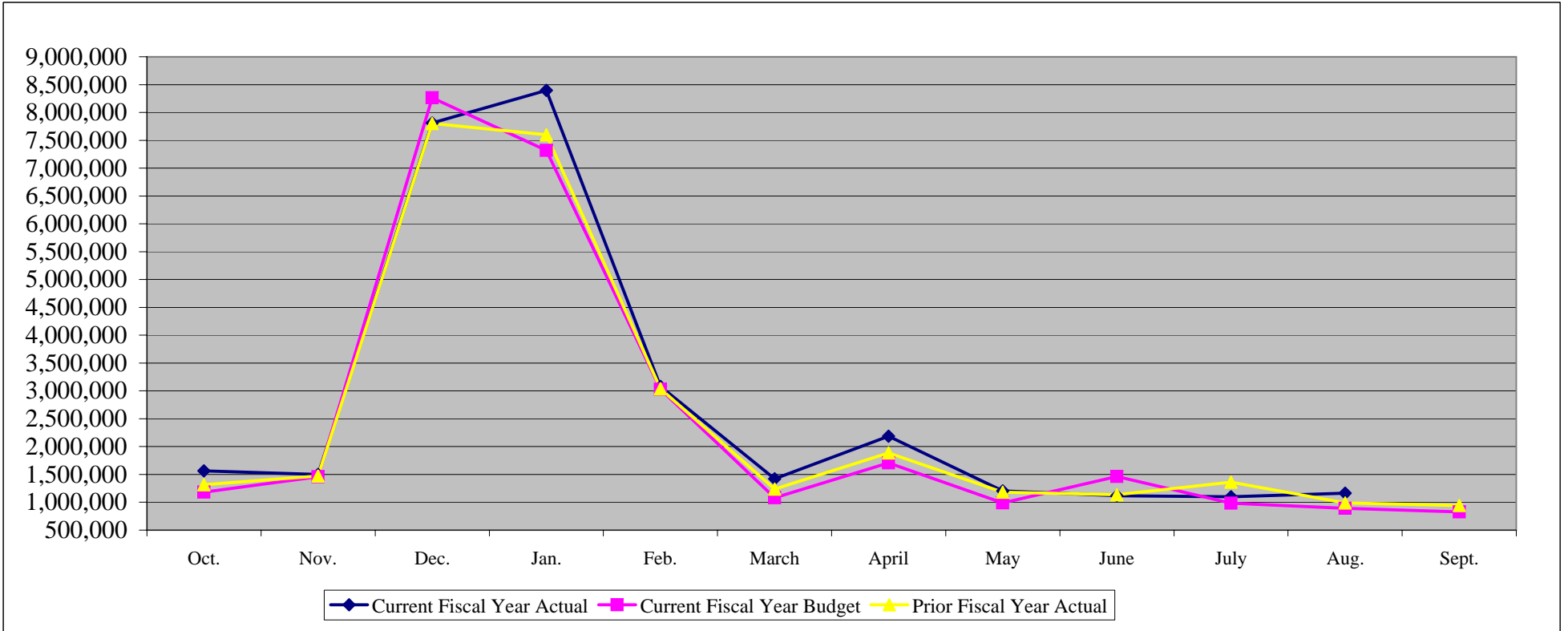
**Montgomery County Hospital District
Total Net EMS Revenue**

	2006			2007								
	Oct.	Nov.	Dec.	Jan.	Feb.	March	April	May	June	July	Aug.	Sept.
Current Fiscal Year Actual	\$ 738,934	\$ 515,910	\$ 653,138	\$ 389,413	\$ 835,199	\$ 872,047	\$ 809,120	\$ 694,052	\$ 692,085	\$ 703,872	\$ 859,392	
Current Fiscal Year Budget	687,250	666,745	685,334	692,756	630,626	683,786	677,128	723,512	688,750	687,701	698,254	702,342
Prior Fiscal Year Actual	637,411	629,660	619,161	522,948	671,518	719,319	625,574	784,348	743,482	742,342	710,682	677,138



**Montgomery County Hospital District
Total Revenue - All Sources**

	Oct.	Nov.	Dec.	Jan.	Feb.	March	April	May	June	July	Aug.	Sept.
Current Fiscal Year Actual	\$ 1,566,518	\$ 1,500,045	\$ 7,810,872	\$ 8,397,633	\$ 3,078,926	\$ 1,419,228	\$ 2,185,380	\$ 1,205,723	\$ 1,119,342	\$ 1,098,933	\$ 1,162,425	
Current Fiscal Year Budget	1,181,982	1,458,963	8,264,512	7,319,017	3,029,466	1,079,632	1,709,065	986,259	1,462,697	984,660	893,069	826,668
Prior Fiscal Year Actual	1,314,972	1,472,193	7,802,220	7,598,647	3,039,138	1,237,275	1,886,045	1,182,136	1,137,489	1,359,873	987,321	941,795



Income Statement Detailed - by Unit

August 31, 2007

Montgomery County Hospital District
Income Statement Summary - Administration Unit
For The Month Ended
August 31, 2007

	Current Month			Year To Date			Annual Budget		
	<u>Actual</u>	<u>Budget</u>	<u>Variance</u>	<u>Actual</u>	<u>Budget</u>	<u>Variance</u>	<u>Total</u>	<u>%</u>	<u>Remaining</u>
REVENUE									
Taxes	99,707	124,591	(24,884)	19,047,635	18,669,540	378,095	18,734,642	101.67%	(312,993)
Investments	153,502	3,800	149,702	1,601,591	262,200	1,339,391	265,000	604.37%	(1,336,591)
Tobacco Settlement Proceeds	-	-	-	853,964	853,964	-	853,964	100.00%	-
EMS revenue	-	-	-	-	-	-	-	0.00%	-
Other revenue	2,197	1,000	1,197	110,722	44,062	66,660	45,062	245.71%	(65,660)
Total revenue	255,406	129,391	126,015	21,613,912	19,829,766	1,784,146	19,898,668	108.62%	(1,715,244)
EXPENSES									
Payroll	67,699	62,770	(4,929)	688,075	873,484	185,409	963,605	71.41%	275,529
Operating expenses	97,786	97,932	146	1,000,961	1,180,013	179,052	1,312,920	76.24%	311,959
Indigent care expenses	-	-	-	-	-	-	-	0.00%	-
Total expenses before capital purchases	165,485	160,701	(4,784)	1,689,036	2,053,497	364,461	2,276,525	74.19%	587,489
Capital Purchases / Fixed Assets	44,456	-	(44,456)	73,317	119,803	46,486	119,803	61.20%	46,486
Total expenses	209,940	160,701	(49,239)	1,762,353	2,173,300	410,947	2,396,328	73.54%	633,974
Revenues over/(under) expenditures	\$ 45,466	\$ (31,310)	\$ 76,776	\$ 19,851,559	\$ 17,656,467	\$ 2,195,093	\$ 17,502,341	N/A	N/A

**Montgomery County Hospital District
Income Statement - Administration Unit
For The Month Ended
August 31, 2007**

	Current Month			Year To Date			Annual Budget		
	Actual	Budget	Variance	Actual	Budget	Variance	Total	%	Remaining
REVENUE									
Taxes									
Tax Revenue	58,681	120,853	(62,172)	18,453,543	18,109,456	344,087	18,172,605	101.55%	(280,938)
Delinquent Tax Revenue	18,771	2,492	16,279	332,299	373,390	(41,091)	374,692	88.69%	42,393
Penalties and Interest	22,255	1,246	21,009	261,793	186,694	75,099	187,345	139.74%	(74,448)
Total tax revenue	99,707	124,591	(24,884)	19,047,635	18,669,540	378,095	18,734,642	101.67%	(312,993)
Investments									
Investment Income - MCHD	153,502	3,800	149,702	1,503,460	262,200	1,241,260	265,000	567.34%	(1,238,460)
Investment Income - MCHF	-	-	-	98,131	-	98,131	-	0.00%	(98,131)
Total investment revenue	153,502	3,800	149,702	1,601,591	262,200	1,339,391	265,000	604.37%	(1,336,591)
Tobacco Settlement Proceeds	-	-	-	853,964	853,964	-	853,964	100.00%	-
EMS revenue									
EMS - Advanced Life Support Reven	-	-	-	-	-	-	-	0.00%	-
EMS - Basic Life Support Revenue	-	-	-	-	-	-	-	0.00%	-
Transfer Service Fees	-	-	-	-	-	-	-	0.00%	-
Non-Transport Fees	-	-	-	-	-	-	-	0.00%	-
Recovery of Bad Debt - EMS	-	-	-	-	-	-	-	0.00%	-
Contract Revenue (Net)	-	-	-	-	-	-	-	0.00%	-
Stand-By Fees	-	-	-	-	-	-	-	0.00%	-
	-	-	-	-	-	-	-	0.00%	-
Contractual Allowance	-	-	-	-	-	-	-	0.00%	-
Provision for Bad Debt	-	-	-	-	-	-	-	0.00%	-
Adjustment For P.A. - Transports	-	-	-	-	-	-	-	0.00%	-
	-	-	-	-	-	-	-	0.00%	-
Total EMS revenue	-	-	-	-	-	-	-	0.00%	-
Fire / EMS Communications									
Education/Training Revenue	-	-	-	-	-	-	-	0.00%	-
Dispatch Fees	-	-	-	-	-	-	-	0.00%	-
Radio Repair Income	-	-	-	-	-	-	-	0.00%	-
Total fire/EMS Communication	-	-	-	-	-	-	-	0.00%	-
Restricted revenue									
Radio User Agreements	-	-	-	-	-	-	-	0.00%	-
Inter Local 800 Mhz	-	-	-	-	-	-	-	0.00%	-
Total restricted revenue	-	-	-	-	-	-	-	0.00%	-
Other revenue									
Weyland Bldg. Land Lease	-	-	-	33,062	33,062	0	33,062	100.00%	(0)
Miscellaneous Income	2,197	1,000	1,197	21,549	11,000	10,549	12,000	179.57%	(9,549)
P.A. Co-Payments	-	-	-	-	-	-	-	0.00%	-
P.A. Processing Fees	-	-	-	-	-	-	-	0.00%	-
Recovery of Bad Debt - PA	-	-	-	-	-	-	-	0.00%	-
EMS - Trauma Fund Income	-	-	-	-	-	-	-	0.00%	-
Immunization Fees	-	-	-	-	-	-	-	0.00%	-
Special Project Revenue	-	-	-	-	-	-	-	0.00%	-
Other Financing Sources	-	-	-	56,111	-	56,111	-	0.00%	(56,111)
Total other revenue	2,197	1,000	1,197	110,722	44,062	66,660	45,062	245.71%	(65,660)
Total revenue	255,406	129,391	126,015	21,613,912	19,829,766	1,784,146	19,898,668	108.62%	(1,715,244)

**Montgomery County Hospital District
Income Statement - Administration Unit
For The Month Ended
August 31, 2007**

	Current Month			Year To Date			Annual Budget		
	Actual	Budget	Variance	Actual	Budget	Variance	Total	%	Remaining
EXPENSES									
Payroll									
Regular Pay	55,512	54,413	(1,099)	562,920	547,720	(15,200)	626,215	89.89%	63,296
Overtime Pay	413	371	(42)	5,125	4,188	(937)	4,745	108.00%	(380)
Paid Time Off	-	-	-	-	-	-	-	0.00%	-
Stipend Pay	-	-	-	-	190,000	190,000	190,000	0.00%	190,000
Payroll Taxes	4,153	1,858	(2,295)	40,238	52,091	11,853	55,806	72.10%	15,568
401A Plan	2,525	1,875	(650)	22,822	24,399	1,577	27,085	84.26%	4,263
Health & Dental	5,095	5,142	46	56,971	49,213	(7,758)	54,355	104.81%	(2,616)
Unemployment Ins.	-	(889)	(889)	-	5,873	5,873	5,399	0.00%	5,399
Total payroll	67,699	62,770	(4,929)	688,075	873,484	185,409	963,605	71.41%	275,529
Operating expenses									
Accident Repair	-	-	-	-	-	-	-	0.00%	-
Accounting/Auditing Fees	2,941	5,600	2,660	47,925	48,465	540	49,365	97.08%	1,440
Advertising	-	500	500	1,589	4,500	2,911	5,000	31.77%	3,411
Bank Charges	-	50	50	227	840	613	890	25.51%	663
Bio-Waste Removal	-	-	-	-	-	-	-	0.00%	-
Books/Materials	-	-	-	371	800	429	800	46.36%	429
Business Licenses	-	-	-	-	-	-	-	0.00%	-
Collection Fees	-	-	-	-	-	-	-	0.00%	-
Computer Maintenance	-	-	-	-	-	-	-	0.00%	-
Computer Software	6,343	1,000	(5,343)	16,802	26,820	10,018	26,820	62.65%	10,018
Computer Supplies/Non-Cap.	625	215	(410)	1,477	2,515	1,038	2,515	58.73%	1,038
Contractual Obligations- County Appr	-	-	-	110,970	120,000	9,030	160,000	69.36%	49,030
Contractual Obligations- Tax Collecto	10	100	90	28,604	37,339	8,735	37,439	76.40%	8,835
Courier	8	65	57	391	540	149	570	68.63%	179
Customer Property Damage	-	-	-	-	-	-	-	0.00%	-
Customer Relations	-	-	-	-	-	-	-	0.00%	-
Disposable Linen	-	-	-	-	-	-	-	0.00%	-
Disposable Medical Supplies	-	-	-	-	-	-	-	0.00%	-
Drug Supplies	-	-	-	-	-	-	-	0.00%	-
Dues/Subscriptions	1,265	-	(1,265)	3,894	2,640	(1,254)	2,640	147.51%	(1,254)
Durable Medical Equipment	-	-	-	-	-	-	-	0.00%	-
Election Expenses	-	-	-	-	-	-	-	0.00%	-
Employee Assistance Program	-	-	-	-	-	-	-	0.00%	-
Employee Health/Wellness	172	6,000	5,828	20,974	66,000	45,026	72,000	29.13%	51,026
Employee Recognition	1,542	596	(946)	8,444	12,356	3,912	12,952	65.19%	4,508
Equipment Rental	-	-	-	-	-	-	-	0.00%	-
Fuel	-	-	-	-	-	-	-	0.00%	-
Hazardous Waste Removal	-	-	-	-	-	-	-	0.00%	-
Insurance	28,216	25,259	(2,957)	243,356	280,253	36,897	305,512	79.66%	62,156
Interest Expense	200	346	146	1,043	1,794	752	2,134	48.87%	1,091
Late Fees	-	20	20	-	220	220	240	0.00%	240
Laundry Service & Purchase	-	-	-	-	-	-	-	0.00%	-
Leases/Contracts	1,123	977	(146)	6,250	5,659	(592)	6,642	94.10%	392
Leases/Contracts - Buildings	18,887	17,981	(906)	197,716	193,611	(4,105)	211,593	93.44%	13,877
Legal Fees	17,582	15,000	(2,582)	143,165	165,000	21,835	180,000	79.54%	36,835
Maintenance & Repairs-Buildings	-	100	100	1,655	1,100	(555)	1,200	137.93%	(455)
Maintenance-Contract Equipment	-	-	-	1,800	-	(1,800)	-	0.00%	(1,800)
Management Fees	-	-	-	313	960	648	1,280	24.41%	968
Marketing Materials	-	-	-	-	-	-	-	0.00%	-
Meals - Business and Travel	35	217	182	882	1,883	1,001	2,100	42.01%	1,218
Meeting Expenses	3	25	22	1,638	2,675	1,037	2,700	60.68%	1,062
Mileage Reimbursements	279	113	(166)	376	1,243	867	1,356	27.72%	980
Office Supplies	4,789	1,030	(3,759)	11,310	11,830	520	12,860	87.95%	1,550
Oil & Lubricants	-	-	-	-	-	-	-	0.00%	-
Other Services	-	-	-	-	-	-	-	0.00%	-
Oxygen & Gases	-	-	-	-	-	-	-	0.00%	-
Paging System	-	-	-	-	-	-	-	0.00%	-
Postage	209	300	91	1,843	3,400	1,557	3,700	49.82%	1,857
Printing Services	146	263	118	1,302	2,893	1,591	3,156	41.25%	1,854

Montgomery County Hospital District
Income Statement - Administration Unit
For The Month Ended
August 31, 2007

	Current Month			Year To Date			Annual Budget		
	Actual	Budget	Variance	Actual	Budget	Variance	Total	%	Remaining
Professional Fees	7,581	300	(7,281)	37,138	21,300	(15,838)	21,600	171.93%	(15,538)
Radio Repairs - Outsourced (Depot)	-	-	-	-	-	-	-	0.00%	-
Radio Repair - Parts	-	-	-	-	-	-	-	0.00%	-
Radios	-	-	-	-	-	-	-	0.00%	-
Radio - Special Project Expenditures	-	-	-	-	-	-	-	0.00%	-
Recruit/Investigate	-	15,000	15,000	1,326	30,000	28,674	45,000	2.95%	43,674
Relocation Expenses	-	-	-	-	500	500	500	0.00%	500
Rent	-	-	-	-	-	-	-	0.00%	-
Rent-Storage Facility	282	1,993	1,711	11,648	21,247	9,600	23,390	49.80%	11,743
Repair-Equipment	3,400	790	(2,610)	3,400	7,940	4,540	8,730	38.94%	5,330
Shop Tools	-	-	-	-	-	-	-	0.00%	-
Shop Supplies	-	-	-	-	-	-	-	0.00%	-
Small Equipment & Furniture	-	258	258	2,471	3,338	867	3,596	68.71%	1,125
Special Events Supplies	-	-	-	-	-	-	-	0.00%	-
Station Supplies	-	-	-	-	-	-	-	0.00%	-
Supplemental Food	54	85	31	834	935	101	1,020	81.73%	186
Telephones-Cellular	274	323	49	3,159	3,553	394	3,876	81.49%	717
Telephones-Service	761	1,275	514	8,456	14,025	5,569	15,300	55.27%	6,844
Telephones - Long Distance	42	75	33	408	825	417	900	45.29%	492
Tower Rental	-	-	-	-	-	-	-	0.00%	-
Training/Related Expenses-CE	887	800	(87)	18,793	17,450	(1,343)	18,250	102.97%	(543)
Travel Expenses	131	1,275	1,144	604	4,550	3,946	4,925	12.26%	4,321
Uniforms	-	-	-	-	-	-	-	0.00%	-
Utilities	-	-	-	-	-	-	-	0.00%	-
Vehicle-Batteries	-	-	-	-	-	-	-	0.00%	-
Vehicle-Outside Services	-	-	-	-	-	-	-	0.00%	-
Vehicle-Parts	-	-	-	-	-	-	-	0.00%	-
Vehicle-Registration	-	-	-	-	-	-	-	0.00%	-
Vehicle-Tires	-	-	-	-	-	-	-	0.00%	-
Vehicle-Towing	-	-	-	-	-	-	-	0.00%	-
Worker's Compensation Insurance	-	-	-	58,409	59,014	605	60,369	96.75%	1,961
Total operating expenses	97,786	97,932	146	1,000,961	1,180,013	179,052	1,312,920	76.24%	311,959
Indigent care expenses									
Contractual Obligations - CRMC	-	-	-	-	-	-	-	0.00%	-
Specialty Healthcare Providers	-	-	-	-	-	-	-	0.00%	-
Total indigent care expenses	-	-	-	-	-	-	-	0.00%	-
Total expenses before capital purchases	165,485	160,701	(4,784)	1,689,036	2,053,497	364,461	2,276,525	74.19%	587,489
Capital Purchases / Fixed Assets	44,456	-	(44,456)	73,317	119,803	46,486	119,803	61.20%	46,486
Total expenses	209,940	160,701	(49,239)	1,762,353	2,173,300	410,947	2,396,328	73.54%	633,974
Revenues over/(under) expenditures	\$ 45,466	\$ (31,310)	\$ 76,776	\$ 19,851,559	\$ 17,656,467	\$ 2,195,093	\$ 17,502,341	N/A	N/A

**Montgomery County Hospital District
Income Statement Summary - Healthcare Assistance Unit
For The Month Ended
August 31, 2007**

	Current Month			Year To Date			Annual Budget		
	Actual	Budget	Variance	Actual	Budget	Variance	Total	%	Remaining
REVENUE									
Taxes	-	-	-	-	-	-	-	0.00%	-
Investments	-	-	-	-	-	-	-	0.00%	-
Tobacco Settlement Proceeds	-	-	-	-	-	-	-	0.00%	-
EMS revenue	-	-	-	-	-	-	-	0.00%	-
Other revenue	10,144	7,115	3,029	114,340	108,265	6,075	125,380	91.19%	11,040
Total revenue	10,144	7,115	3,029	114,340	108,265	6,075	125,380	91.19%	11,040
EXPENSES									
Payroll	37,770	36,557	(1,213)	382,179	413,524	31,345	466,075	82.00%	83,896
Operating expenses	90,312	65,391	(24,921)	501,662	801,550	299,888	870,691	57.62%	369,029
Indigent care expenses	812,723	724,519	(88,204)	3,936,676	7,969,709	4,033,033	8,694,228	45.28%	4,757,552
Total expenses before capital purchases	940,805	826,467	(114,338)	4,820,517	9,184,783	4,364,266	10,030,994	48.06%	5,210,477
Capital Purchases / Fixed Assets	3,953	-	(3,953)	7,190	7,547	358	7,547	95.26%	358
Total expenses	944,757	826,467	(118,290)	4,827,707	9,192,331	4,364,624	10,038,541	48.09%	5,210,835
Revenues over/(under) expenditures	\$ (934,613)	\$ (819,352)	\$ (115,262)	\$ (4,713,366)	\$ (9,084,066)	\$ 4,370,699	\$ (9,913,161)	N/A	N/A

Montgomery County Hospital District
Income Statement - Healthcare Assistance Unit
For The Month Ended
August 31, 2007

	Current Month			Year To Date			Annual Budget		
	Actual	Budget	Variance	Actual	Budget	Variance	Total	%	Remaining
REVENUE									
Taxes									
Tax Revenue	-	-	-	-	-	-	-	0.00%	-
Delinquent Tax Revenue	-	-	-	-	-	-	-	0.00%	-
Penalties and Interest	-	-	-	-	-	-	-	0.00%	-
Total tax revenue	-	-	-	-	-	-	-	0.00%	-
Investments									
Investment Income - MCHD	-	-	-	-	-	-	-	0.00%	-
Investment Income - MCHF	-	-	-	-	-	-	-	0.00%	-
Total investment revenue	-	-	-	-	-	-	-	0.00%	-
Tobacco Settlement Proceeds	-	-	-	-	-	-	-	0.00%	-
EMS revenue									
EMS - Advanced Life Support Revenue	-	-	-	-	-	-	-	0.00%	-
EMS - Basic Life Support Revenue	-	-	-	-	-	-	-	0.00%	-
Transfer Service Fees	-	-	-	-	-	-	-	0.00%	-
Non-Transport Fees	-	-	-	-	-	-	-	0.00%	-
Recovery of Bad Debt - EMS	-	-	-	-	-	-	-	0.00%	-
Contract Revenue (Net)	-	-	-	-	-	-	-	0.00%	-
Stand-By Fees	-	-	-	-	-	-	-	0.00%	-
Total EMS revenue	-	-	-	-	-	-	-	0.00%	-
Contractual Allowance	-	-	-	-	-	-	-	0.00%	-
Provision for Bad Debt	-	-	-	-	-	-	-	0.00%	-
Adjustment For P.A. - Transports	-	-	-	-	-	-	-	0.00%	-
Total EMS revenue	-	-	-	-	-	-	-	0.00%	-
Fire / EMS Communications									
Education/Training Revenue	-	-	-	-	-	-	-	0.00%	-
Dispatch Fees	-	-	-	-	-	-	-	0.00%	-
Radio Repair Income	-	-	-	-	-	-	-	0.00%	-
Total fire/EMS Communication	-	-	-	-	-	-	-	0.00%	-
Restricted revenue									
Radio User Agreements	-	-	-	-	-	-	-	0.00%	-
Inter Local 800 Mhz	-	-	-	-	-	-	-	0.00%	-
Total restricted revenue	-	-	-	-	-	-	-	0.00%	-
Other revenue									
Weyland Bldg. Land Lease	-	-	-	-	-	-	-	0.00%	-
Miscellaneous Income	-	-	-	8,956	30,000	(21,044)	40,000	22.39%	31,044
P.A. Co-Payments	9,688	5,825	3,863	100,157	64,075	36,082	69,900	143.29%	(30,257)
P.A. Processing Fees	440	1,290	(850)	4,915	14,190	(9,275)	15,480	31.75%	10,565
Recovery of Bad Debt - PA	16	-	16	312	-	312	-	0.00%	(312)
EMS - Trauma Fund Income	-	-	-	-	-	-	-	0.00%	-
Immunization Fees	-	-	-	-	-	-	-	0.00%	-
Special Project Revenue	-	-	-	-	-	-	-	0.00%	-
Other Financing Sources	-	-	-	-	-	-	-	0.00%	-
Total other revenue	10,144	7,115	3,029	114,340	108,265	6,075	125,380	91.19%	11,040
Total revenue	10,144	7,115	3,029	114,340	108,265	6,075	125,380	91.19%	11,040

Montgomery County Hospital District
Income Statement - Healthcare Assistance Unit
For The Month Ended
August 31, 2007

	Current Month			Year To Date			Annual Budget		
	Actual	Budget	Variance	Actual	Budget	Variance	Total	%	Remaining
EXPENSES									
Payroll									
Regular Pay	29,440	28,325	(1,115)	296,176	321,502	25,326	364,051	81.36%	67,875
Overtime Pay	501	712	211	6,127	8,108	1,981	9,179	66.75%	3,052
Paid Time Off	-	-	-	-	-	-	-	0.00%	-
Stipend Pay	-	-	-	-	-	-	-	0.00%	-
Payroll Taxes	2,193	2,221	28	22,094	25,216	3,122	28,553	77.38%	6,459
401A Plan	1,137	587	(550)	10,550	6,665	(3,885)	7,547	139.79%	(3,003)
Health & Dental	4,499	4,712	213	47,232	52,033	4,801	56,745	83.24%	9,513
Unemployment Ins.	-	-	-	-	-	-	-	0.00%	-
Total payroll	37,770	36,557	(1,213)	382,179	413,524	31,345	466,075	82.00%	83,896
Operating expenses									
Accident Repair	-	-	-	-	-	-	-	0.00%	-
Accounting/Auditing Fees	-	-	-	-	-	-	-	0.00%	-
Advertising	-	280	280	-	860	860	860	0.00%	860
Bank Charges	-	-	-	-	-	-	-	0.00%	-
Bio-Waste Removal	-	-	-	-	-	-	-	0.00%	-
Books/Materials	-	-	-	1,079	1,200	121	1,200	89.90%	121
Business Licenses	-	-	-	71	300	229	300	23.67%	229
Collection Fees	-	-	-	-	-	-	-	0.00%	-
Computer Maintenance	145	-	(145)	3,340	4,525	1,185	4,525	73.81%	1,185
Computer Software	14,940	14,180	(760)	123,462	138,080	14,618	149,260	82.72%	25,798
Computer Supplies/Non-Cap.	1,631	150	(1,481)	6,041	5,580	(461)	5,680	106.35%	(361)
Contractual Obligations- County Apprai	-	-	-	-	-	-	-	0.00%	-
Contractual Obligations- Tax Collector	-	-	-	-	-	-	-	0.00%	-
Courier	-	15	15	570	165	(405)	180	316.78%	(390)
Customer Property Damage	-	-	-	-	-	-	-	0.00%	-
Customer Relations	-	375	375	-	8,750	8,750	9,125	0.00%	9,125
Disposable Linen	-	-	-	-	-	-	-	0.00%	-
Disposable Medical Supplies	-	-	-	-	-	-	-	0.00%	-
Drug Supplies	-	-	-	-	-	-	-	0.00%	-
Dues/Subscriptions	-	100	100	2,017	2,375	358	2,375	84.91%	358
Durable Medical Equipment	-	-	-	-	-	-	-	0.00%	-
Election Expenses	-	-	-	-	-	-	-	0.00%	-
Employee Assistance Program	-	-	-	-	-	-	-	0.00%	-
Employee Health/Wellness	-	-	-	-	-	-	-	0.00%	-
Employee Recognition	-	75	75	256	913	657	988	25.95%	732
Equipment Rental	-	-	-	-	-	-	-	0.00%	-
Fuel	-	-	-	-	-	-	-	0.00%	-
Hazardous Waste Removal	-	-	-	-	-	-	-	0.00%	-
Insurance	-	-	-	-	-	-	-	0.00%	-
Late Fees	-	-	-	-	-	-	-	0.00%	-
Laundry Service & Purchase	-	-	-	-	-	-	-	0.00%	-
Leases/Contracts	-	-	-	-	-	-	-	0.00%	-
Leases/Contracts - Buildings	6,303	3,141	(3,163)	28,207	29,428	1,221	32,568	86.61%	4,361
Legal Fees	-	-	-	-	-	-	-	0.00%	-
Maintenance & Repairs-Buildings	-	275	275	2,681	4,147	1,467	4,422	60.62%	1,742
Maintenance-Contract Equipment	-	-	-	-	3,801	3,801	3,801	0.00%	3,801
Management Fees	36,073	35,450	(623)	231,034	400,256	169,222	435,706	53.03%	204,672
Marketing Materials	-	-	-	-	-	-	-	0.00%	-
Meals - Business and Travel	80	100	20	639	1,100	461	1,200	53.25%	561
Meeting Expenses	-	-	-	359	645	286	645	55.65%	286
Mileage Reimbursements	33	100	67	542	1,100	558	1,200	45.15%	658
Office Supplies	339	500	161	3,865	5,650	1,785	6,150	62.84%	2,285
Oil & Lubricants	-	-	-	-	-	-	-	0.00%	-
Other Services	100	300	200	1,257	7,150	5,893	7,450	16.88%	6,193
Oxygen & Gases	-	-	-	-	-	-	-	0.00%	-
Paging System	16	15	(1)	169	165	(4)	180	93.79%	11
Postage	611	800	189	5,367	10,000	4,633	10,800	49.70%	5,433
Printing Services	180	-	(180)	329	1,600	1,272	1,600	20.53%	1,272
Professional Fees	29,174	8,200	(20,974)	73,680	148,736	75,056	161,936	45.50%	88,256

Montgomery County Hospital District
Income Statement - Healthcare Assistance Unit
For The Month Ended
August 31, 2007

	Current Month			Year To Date			Annual Budget		
	Actual	Budget	Variance	Actual	Budget	Variance	Total	%	Remaining
Radio Repairs - Outsourced (Depot)	-	-	-	-	-	-	-	0.00%	-
Radio Repair - Parts	-	-	-	-	-	-	-	0.00%	-
Radios	-	-	-	-	-	-	-	0.00%	-
Radio - Special Project Expenditures	-	-	-	-	-	-	-	0.00%	-
Recruit/Investigate	-	-	-	-	-	-	-	0.00%	-
Relocation Expenses	-	-	-	-	-	-	-	0.00%	-
Rent	-	-	-	-	-	-	-	0.00%	-
Rent-Storage Facility	-	75	75	566	825	259	900	62.89%	334
Repair-Equipment	-	-	-	-	-	-	-	0.00%	-
Shop Tools	-	-	-	-	-	-	-	0.00%	-
Shop Supplies	-	-	-	-	-	-	-	0.00%	-
Small Equipment & Furniture	-	-	-	3,542	3,090	(452)	3,590	98.67%	48
Special Events Supplies	-	-	-	-	-	-	-	0.00%	-
Station Supplies	-	-	-	-	-	-	-	0.00%	-
Supplemental Food	-	-	-	-	-	-	-	0.00%	-
Telephones-Cellular	116	130	14	1,209	1,430	221	1,560	77.53%	351
Telephones-Service	83	190	107	914	2,090	1,176	2,280	40.10%	1,366
Telephones - Long Distance	43	100	57	615	1,100	485	1,200	51.26%	585
Tower Rental	-	-	-	-	-	-	-	0.00%	-
Training/Related Expenses-CE	445	840	395	3,350	8,870	5,520	8,870	37.77%	5,520
Travel Expenses	-	-	-	4,136	4,350	214	6,055	68.31%	1,919
Uniforms	-	-	-	266	825	559	825	32.19%	559
Utilities	-	-	-	-	-	-	-	0.00%	-
Vehicle-Batteries	-	-	-	-	-	-	-	0.00%	-
Vehicle-Outside Services	-	-	-	-	-	-	-	0.00%	-
Vehicle-Parts	-	-	-	-	-	-	-	0.00%	-
Vehicle-Registration	-	-	-	-	-	-	-	0.00%	-
Vehicle-Tires	-	-	-	-	-	-	-	0.00%	-
Vehicle-Towing	-	-	-	-	-	-	-	0.00%	-
Worker's Compensation Insurance	-	-	-	2,099	2,444	345	3,259	64.42%	1,160
Total operating expenses	90,312	65,391	(24,921)	501,662	801,550	299,888	870,691	57.62%	369,029
Indigent care expenses									
Contractual Obligations - CRMC	467,042	470,000	2,958	1,866,806	5,170,000	3,303,194	5,640,000	33.10%	3,773,194
Specialty Healthcare Providers	345,681	254,519	(91,162)	2,069,871	2,799,709	729,838	3,054,228	67.77%	984,357
Total indigent care expenses	812,723	724,519	(88,204)	3,936,676	7,969,709	4,033,033	8,694,228	45.28%	4,757,552
Total expenses before capital purchases	940,805	826,467	(114,338)	4,820,517	9,184,783	4,364,266	10,030,994	48.06%	5,210,477
Capital Purchases / Fixed Assets	3,953	-	(3,953)	7,190	7,547	358	7,547	95.26%	358
Total expenses	944,757	826,467	(118,290)	4,827,707	9,192,331	4,364,624	10,038,541	48.09%	5,210,835
Revenues over/(under) expenditures	\$ (934,613)	\$ (819,352)	\$ (115,262)	\$ (4,713,366)	\$ (9,084,066)	\$ 4,370,699	\$ (9,913,161)	N/A	N/A

**Montgomery County Hospital District
Income Statement Summary - EMS Unit
For The Month Ended
August 31, 2007**

	Current Month			Year To Date			Annual Budget		
	Actual	Budget	Variance	Actual	Budget	Variance	Total	%	Remaining
REVENUE									
Taxes	-	-	-	-	-	-	-	0.00%	-
Investments	-	-	-	-	-	-	-	0.00%	-
Tobacco Settlement Proceeds	-	-	-	-	-	-	-	0.00%	-
EMS revenue	859,392	698,254	161,138	7,763,387	7,521,842	241,545	8,224,184	94.40%	460,797
Other revenue	29,911	23,759	6,152	359,221	317,349	41,872	341,108	105.31%	(18,113)
Total revenue	889,303	722,013	167,290	8,122,608	7,839,191	283,417	8,565,292	94.83%	442,684
EXPENSES									
Payroll	958,355	823,381	(134,974)	9,332,642	9,030,529	(302,113)	10,223,476	91.29%	890,834
Operating expenses	272,446	221,979	(50,466)	2,789,732	2,997,184	207,452	3,310,308	84.27%	520,576
Indigent care expenses	-	-	-	-	-	-	-	0.00%	-
Total expenses before capital purchases	1,230,801	1,045,360	(185,441)	12,122,374	12,027,714	(94,661)	13,533,784	89.57%	1,411,410
Capital Purchases / Fixed Assets	70,241	3,500	(66,741)	1,002,671	1,407,402	404,731	1,407,402	71.24%	404,731
Total expenses	1,301,042	1,048,860	(252,181)	13,125,045	13,435,116	310,071	14,941,186	87.84%	1,816,141
Revenues over/(under) expenditures	\$ (411,739)	\$ (326,847)	\$ (84,891)	\$(5,002,437)	\$ (5,595,925)	\$ 593,488	\$(6,375,894)	N/A	N/A

Montgomery County Hospital District
Income Statement - EMS Unit
For The Month Ended
August 31, 2007

	Current Month			Year To Date			Annual Budget		
	Actual	Budget	Variance	Actual	Budget	Variance	Total	%	Remaining
REVENUE									
Taxes									
Tax Revenue	-	-	-	-	-	-	-	0.00%	-
Delinquent Tax Revenue	-	-	-	-	-	-	-	0.00%	-
Penalties and Interest	-	-	-	-	-	-	-	0.00%	-
Total tax revenue	-	-	-	-	-	-	-	0.00%	-
Investments									
Investment Income - MCHD	-	-	-	-	-	-	-	0.00%	-
Investment Income - MCHF	-	-	-	-	-	-	-	0.00%	-
Total investment revenue	-	-	-	-	-	-	-	0.00%	-
Tobacco Settlement Proceeds	-	-	-	-	-	-	-	0.00%	-
EMS revenue									
EMS - Advanced Life Support Revenue	1,729,427	1,428,425	301,002	17,435,817	15,394,835	2,040,982	16,830,241	103.60%	(605,576)
EMS - Basic Life Support Revenue	434,997	391,394	43,603	4,799,492	4,214,346	585,146	4,608,088	104.15%	(191,404)
Transfer Service Fees	129,555	108,857	20,698	1,277,971	1,157,405	120,566	1,266,262	100.92%	(11,709)
Non-Transport Fees	27,739	19,209	8,530	226,592	211,299	15,293	230,508	98.30%	3,916
Recovery of Bad Debt - EMS	46,700	30,000	16,700	387,257	330,000	57,257	360,000	107.57%	(27,257)
Contract Revenue (Net)	8,550	6,500	2,050	85,300	68,500	16,800	75,000	113.73%	(10,300)
Stand-By Fees	-	-	-	225	-	225	-	0.00%	(225)
	<u>2,376,968</u>	<u>1,984,385</u>	<u>392,583</u>	<u>24,212,655</u>	<u>21,376,385</u>	<u>2,836,270</u>	<u>23,370,099</u>	<u>103.61%</u>	<u>(842,556)</u>
Contractual Allowance	(806,437)	(678,518)	(127,919)	(8,316,509)	(7,303,996)	(1,012,513)	(7,985,985)	104.14%	330,524
Provision for Bad Debt	(711,139)	(599,943)	(111,196)	(8,132,759)	(6,466,177)	(1,666,582)	(7,067,890)	115.07%	1,064,869
Adjustment For P.A. - Transports	-	(7,670)	7,670	-	(84,370)	84,370	(92,040)	0.00%	(92,040)
	<u>(1,517,576)</u>	<u>(1,286,131)</u>	<u>(231,445)</u>	<u>(16,449,268)</u>	<u>(13,854,543)</u>	<u>(2,594,725)</u>	<u>(15,145,915)</u>	<u>108.61%</u>	<u>1,303,353</u>
Total EMS revenue	<u>859,392</u>	<u>698,254</u>	<u>161,138</u>	<u>7,763,387</u>	<u>7,521,842</u>	<u>241,545</u>	<u>8,224,184</u>	<u>94.40%</u>	<u>460,797</u>
Fire / EMS Communications									
Education/Training Revenue	6,278	425	5,853	57,258	60,675	(3,417)	61,100	93.71%	3,842
Dispatch Fees	23,333	23,334	(1)	260,667	256,674	3,993	280,008	93.09%	19,341
Radio Repair Income	-	-	-	-	-	-	-	0.00%	-
Total fire/EMS Communication	<u>29,611</u>	<u>23,759</u>	<u>5,852</u>	<u>317,925</u>	<u>317,349</u>	<u>576</u>	<u>341,108</u>	<u>93.20%</u>	<u>23,183</u>
Restricted revenue									
Radio User Agreements	-	-	-	-	-	-	-	0.00%	-
Inter Local 800 Mhz	-	-	-	-	-	-	-	0.00%	-
Total restricted revenue	<u>-</u>	<u>-</u>	<u>-</u>	<u>-</u>	<u>-</u>	<u>-</u>	<u>-</u>	<u>0.00%</u>	<u>-</u>
Other revenue									
Weyland Bldg. Land Lease	-	-	-	-	-	-	-	0.00%	-
Miscellaneous Income	300	-	300	3,334	-	3,334	-	0.00%	(3,334)
P.A. Co-Payments	-	-	-	-	-	-	-	0.00%	-
P.A. Processing Fees	-	-	-	-	-	-	-	0.00%	-
Recovery of Bad Debt - PA	-	-	-	-	-	-	-	0.00%	-
EMS - Trauma Fund Income	-	-	-	-	-	-	-	0.00%	-
Immunization Fees	-	-	-	530	-	530	-	0.00%	(530)
Special Project Revenue	-	-	-	780	-	780	-	0.00%	(780)
Other Financing Sources	-	-	-	36,651	-	36,651	-	0.00%	(36,651)
Total other revenue	<u>300</u>	<u>-</u>	<u>300</u>	<u>41,296</u>	<u>-</u>	<u>41,296</u>	<u>-</u>	<u>0.00%</u>	<u>(41,296)</u>
Total revenue	<u>889,303</u>	<u>722,013</u>	<u>167,290</u>	<u>8,122,608</u>	<u>7,839,191</u>	<u>283,417</u>	<u>8,565,292</u>	<u>94.83%</u>	<u>442,684</u>

Montgomery County Hospital District
Income Statement - EMS Unit
For The Month Ended
August 31, 2007

	Current Month			Year To Date			Annual Budget		
	Actual	Budget	Variance	Actual	Budget	Variance	Total	%	Remaining
EXPENSES									
Payroll									
Regular Pay	500,030	461,511	(38,519)	4,917,543	4,822,215	(95,328)	5,495,242	89.49%	577,699
Overtime Pay	238,107	179,877	(58,229)	2,208,978	2,004,478	(204,499)	2,273,692	97.15%	64,714
Paid Time Off	40,706	22,753	(17,953)	422,304	428,764	6,460	480,231	87.94%	57,927
Stipend Pay	2,173	-	(2,173)	39,117	40,000	883	44,000	88.90%	4,883
Payroll Taxes	57,755	49,647	(8,108)	557,572	555,768	(1,804)	630,938	88.37%	73,367
401A Plan	22,198	19,678	(2,521)	222,511	215,754	(6,757)	245,269	90.72%	22,759
Health & Dental	97,386	90,849	(6,537)	964,617	958,213	(6,404)	1,049,306	91.93%	84,689
Unemployment Ins.	-	(934)	(934)	-	5,337	5,337	4,798	0.00%	4,798
Total payroll	958,355	823,381	(134,974)	9,332,642	9,030,529	(302,113)	10,223,476	91.29%	890,834
Operating expenses									
Accident Repair	-	584	584	1,832	6,424	4,592	7,008	26.14%	5,176
Accounting/Auditing Fees	-	-	-	-	-	-	-	0.00%	-
Advertising	-	-	-	-	4,000	4,000	4,000	0.00%	4,000
Bank Charges	-	-	-	-	-	-	-	0.00%	-
Bio-Waste Removal	848	616	(232)	7,016	6,776	(240)	7,392	94.91%	377
Books/Materials	475	1,110	635	22,773	27,876	5,103	31,676	71.89%	8,903
Business Licenses	-	-	-	-	5,000	5,000	5,000	0.00%	5,000
Collection Fees	16,064	13,925	(2,139)	161,404	141,475	(19,929)	155,400	103.86%	(6,004)
Computer Maintenance	4,533	900	(3,633)	22,853	27,940	5,087	28,740	79.52%	5,887
Computer Software	15,418	792	(14,627)	24,906	24,458	(448)	25,250	98.64%	344
Computer Supplies/Non-Cap.	3,182	175	(3,007)	3,466	3,470	4	3,610	96.01%	144
Contractual Obligations- County Appra	-	-	-	-	-	-	-	0.00%	-
Contractual Obligations- Tax Collector	-	-	-	-	-	-	-	0.00%	-
Contractual Obligations- Other	-	-	-	-	-	-	-	0.00%	-
Courier	221	195	(26)	2,869	2,185	(684)	2,380	120.53%	(489)
Customer Property Damage	575	100	(475)	1,245	600	(645)	600	207.50%	(645)
Customer Relations	-	475	475	2,711	5,225	2,514	5,700	47.56%	2,989
Disposable Linen	1,320	1,950	630	21,752	21,450	(302)	23,400	92.96%	1,648
Disposable Medical Supplies	67,692	47,812	(19,880)	473,034	421,809	(51,225)	469,620	100.73%	(3,414)
Drug Supplies	8,434	7,035	(1,399)	93,150	110,944	17,795	117,979	78.95%	24,830
Dues/Subscriptions	210	240	30	5,196	7,607	2,411	7,607	68.30%	2,411
Durable Medical Equipment	4,556	8,250	3,694	75,776	77,114	1,338	85,264	88.87%	9,488
Election Expenses	-	-	-	-	-	-	-	0.00%	-
Employee Assistance Program	-	-	-	-	-	-	-	0.00%	-
Employee Health/Wellness	-	-	-	(3,867)	7,600	11,467	7,600	-50.89%	11,467
Employee Recognition	262	645	383	22,437	29,745	7,308	30,390	73.83%	7,953
Equipment Rental	-	50	50	148	700	552	750	19.68%	602
Fuel	40,833	30,747	(10,086)	364,136	393,618	29,481	424,365	85.81%	60,229
Hazardous Waste Removal	-	417	417	2,356	4,583	2,227	5,000	47.12%	2,644
Insurance	-	-	-	-	-	-	-	0.00%	-
Interest Expense	-	-	-	-	-	-	-	0.00%	-
Late Fees	-	-	-	-	-	-	-	0.00%	-
Laundry Service & Purchase	515	467	(48)	4,838	5,137	299	5,604	86.32%	766
Leases/Contracts	1,266	1,093	(173)	35,133	42,776	7,643	43,869	80.09%	8,736
Leases/Contracts - Buildings	-	75	75	3,788	4,425	638	6,900	54.89%	3,113
Legal Fees	-	-	-	9,026	15,000	5,974	15,000	60.17%	5,974
Maintenance & Repairs-Buildings	3,782	3,617	(165)	37,007	40,383	3,376	44,300	83.54%	7,293
Maintenance-Contract Equipment	9,607	-	(9,607)	96,732	125,356	28,624	126,356	76.56%	29,624
Management Fees	-	-	-	-	-	-	-	0.00%	-
Marketing Materials	-	370	370	463	3,390	2,927	3,625	12.77%	3,162
Meals - Business and Travel	266	1,188	922	6,159	10,615	4,456	11,735	52.48%	5,576
Meeting Expenses	-	93	93	34	1,547	1,513	1,640	2.08%	1,606
Mileage Reimbursements	41	145	105	355	1,365	1,010	1,410	25.19%	1,055
Office Supplies	551	1,267	715	10,042	14,009	3,967	15,276	65.74%	5,234
Oil & Lubricants	3,499	2,083	(1,416)	18,779	22,917	4,137	25,000	75.12%	6,221
Other Services	-	-	-	-	-	-	-	0.00%	-
Oxygen & Gases	4,633	4,345	(288)	50,525	48,033	(2,492)	52,378	96.46%	1,853

Montgomery County Hospital District
Income Statement - EMS Unit
For The Month Ended
August 31, 2007

	Current Month			Year To Date			Annual Budget		
	Actual	Budget	Variance	Actual	Budget	Variance	Total	%	Remaining
Paging System	1,556	1,477	(79)	16,581	16,252	(329)	17,736	93.49%	1,155
Postage	(797)	1,022	1,819	9,893	11,242	1,349	11,264	87.83%	1,371
Printing Services	34	930	896	2,153	7,830	5,677	7,910	27.22%	5,757
Professional Fees	9,819	8,400	(1,419)	83,754	84,150	396	92,550	90.50%	8,796
Radio Repairs - Outsourced (Depot)	551	500	(51)	8,905	5,500	(3,405)	6,000	148.41%	(2,905)
Radio Repair - Parts	183	1,000	817	3,691	11,000	7,309	12,000	30.76%	8,309
Radios	-	200	200	-	2,200	2,200	2,400	0.00%	2,400
Radio - Special Project Expenditures	-	-	-	-	-	-	-	0.00%	-
Recruit/Investigate	2,421	550	(1,871)	7,705	9,700	1,995	10,250	75.18%	2,545
Relocation Expenses	-	-	-	-	-	-	-	0.00%	-
Rent	14,437	15,137	700	171,033	169,933	(1,100)	185,071	92.42%	14,037
Rent-Storage Facility	-	125	125	-	1,375	1,375	1,500	0.00%	1,500
Repair-Equipment	437	1,511	1,074	11,397	17,789	6,392	19,300	59.05%	7,904
Shop Tools	40	250	210	1,507	2,750	1,243	3,000	50.22%	1,493
Shop Supplies	862	570	(292)	7,492	6,270	(1,222)	6,840	109.53%	(652)
Small Equipment & Furniture	2,836	1,792	(1,044)	14,317	21,763	7,447	23,555	60.78%	9,239
Special Events Supplies	-	-	-	1,221	1,650	429	1,650	74.01%	429
Station Supplies	1,381	2,275	894	24,565	25,025	460	27,300	89.98%	2,735
Supplemental Food	-	200	200	404	800	396	800	50.48%	396
Telephones-Cellular	2,374	4,913	2,539	51,340	54,043	2,703	58,956	87.08%	7,616
Telephones-Service	5,395	6,635	1,240	57,709	72,985	15,276	79,620	72.48%	21,911
Telephones - Long Distance	298	480	182	3,337	5,314	1,977	5,794	57.60%	2,457
Tower Rental	-	-	-	-	-	-	-	0.00%	-
Training/Related Expenses-CE	3,733	3,600	(133)	32,157	70,527	38,370	71,727	44.83%	39,570
Travel Expenses	100	814	714	23,728	30,564	6,836	32,864	72.20%	9,136
Uniforms	8,632	7,724	(908)	69,704	95,247	25,544	103,111	67.60%	33,408
Utilities	9,810	6,600	(3,210)	76,748	72,600	(4,148)	79,200	96.90%	2,452
Vehicle-Batteries	1,176	538	(638)	6,020	5,913	(107)	6,450	93.33%	430
Vehicle-Outside Services	1,595	1,000	(595)	8,477	11,000	2,523	12,000	70.64%	3,523
Vehicle-Parts	14,587	20,621	6,034	248,779	226,955	(21,824)	247,576	100.49%	(1,203)
Vehicle-Registration	-	99	99	-	1,089	1,089	1,188	0.00%	1,188
Vehicle-Tires	1,972	2,016	44	16,340	22,176	5,836	24,192	67.54%	7,852
Vehicle-Towing	232	240	8	3,351	2,640	(711)	2,880	116.34%	(471)
Worker's Compensation Insurance	-	-	-	249,355	265,350	15,995	353,800	70.48%	104,445
Total operating expenses	272,446	221,979	(50,466)	2,789,732	2,997,184	207,452	3,310,308	84.27%	520,576
Indigent care expenses									
Contractual Obligations - CRMC	-	-	-	-	-	-	-	0.00%	-
Specialty Healthcare Providers	-	-	-	-	-	-	-	0.00%	-
Total indigent care expenses	-	-	-	-	-	-	-	0.00%	-
Total expenses before capital purchases	1,230,801	1,045,360	(185,441)	12,122,374	12,027,714	(94,661)	13,533,784	89.57%	1,411,410
Capital Purchases / Fixed Assets	70,241	3,500	(66,741)	1,002,671	1,407,402	404,731	1,407,402	71.24%	404,731
Total expenses	1,301,042	1,048,860	(252,181)	13,125,045	13,435,116	310,071	14,941,186	87.84%	1,816,141
Revenues over/(under) expenditures	\$ (411,739)	\$ (326,847)	\$ (84,891)	\$ (5,002,437)	\$ (5,595,925)	\$ 593,488	\$ (6,375,894)	N/A	N/A

**Montgomery County Hospital District
Income Statement Summary - Radio Systems Unit
For The Month Ended
August 31, 2007**

	Current Month			Year To Date			Annual Budget		
	Actual	Budget	Variance	Actual	Budget	Variance	Total	%	Remaining
REVENUE									
Taxes	-	-	-	-	-	-	-	0.00%	-
Investments	-	-	-	-	-	-	-	0.00%	-
Tobacco Settlement Proceeds	-	-	-	-	-	-	-	0.00%	-
EMS revenue	-	-	-	-	-	-	-	0.00%	-
Other revenue	7,572	34,550	(26,978)	694,165	592,100	102,065	606,650	114.43%	(87,515)
Total revenue	7,572	34,550	(26,978)	694,165	592,100	102,065	606,650	114.43%	(87,515)
EXPENSES									
Payroll	24,418	18,436	(5,982)	246,059	208,711	(37,349)	235,143	104.64%	(10,917)
Operating expenses	40,110	44,784	4,675	713,677	524,059	(189,618)	572,360	124.69%	(141,317)
Indigent care expenses	-	-	-	-	-	-	-	0.00%	-
Total expenses before capital purchases	64,528	63,220	(1,307)	959,736	732,770	(226,966)	807,503	118.85%	(152,233)
Capital Purchases / Fixed Assets	-	20,000	20,000	72,718	193,899	121,181	193,899	37.50%	121,181
Total expenses	64,528	83,220	18,693	1,032,455	926,669	(105,786)	1,001,402	103.10%	(31,053)
Revenues over/(under) expenditures	\$ (56,955)	\$ (48,670)	\$ (8,285)	\$ (338,290)	\$ (334,569)	\$ (3,721)	\$ (394,752)	N/A	N/A

Montgomery County Hospital District
Income Statement - Radio Systems Unit
For The Month Ended
August 31, 2007

	Current Month			Year To Date			Annual Budget		
	Actual	Budget	Variance	Actual	Budget	Variance	Total	%	Remaining
REVENUE									
Taxes									
Tax Revenue	-	-	-	-	-	-	-	0.00%	-
Delinquent Tax Revenue	-	-	-	-	-	-	-	0.00%	-
Penalties and Interest	-	-	-	-	-	-	-	0.00%	-
Total tax revenue	-	-	-	-	-	-	-	0.00%	-
Investments									
Investment Income - MCHD	-	-	-	-	-	-	-	0.00%	-
Investment Income - MCHF	-	-	-	-	-	-	-	0.00%	-
Total investment revenue	-	-	-	-	-	-	-	0.00%	-
Tobacco Settlement Proceeds	-	-	-	-	-	-	-	0.00%	-
EMS revenue									
EMS - Advanced Life Support Revenue	-	-	-	-	-	-	-	0.00%	-
EMS - Basic Life Support Revenue	-	-	-	-	-	-	-	0.00%	-
Transfer Service Fees	-	-	-	-	-	-	-	0.00%	-
Non-Transport Fees	-	-	-	-	-	-	-	0.00%	-
Recovery of Bad Debt - EMS	-	-	-	-	-	-	-	0.00%	-
Contract Revenue (Net)	-	-	-	-	-	-	-	0.00%	-
Stand-By Fees	-	-	-	-	-	-	-	0.00%	-
	-	-	-	-	-	-	-	0.00%	-
Contractual Allowance	-	-	-	-	-	-	-	0.00%	-
Provision for Bad Debt	-	-	-	-	-	-	-	0.00%	-
Adjustment For P.A. - Transports	-	-	-	-	-	-	-	0.00%	-
	-	-	-	-	-	-	-	0.00%	-
Total EMS revenue	-	-	-	-	-	-	-	0.00%	-
Fire / EMS Communications									
Education/Training Revenue	-	-	-	-	-	-	-	0.00%	-
Dispatch Fees	-	-	-	-	-	-	-	0.00%	-
Radio Repair Income	7,572	10,625	(3,053)	147,155	116,875	30,280	127,500	115.42%	(19,655)
Total fire/EMS Communication	7,572	10,625	(3,053)	147,155	116,875	30,280	127,500	115.42%	(19,655)
Restricted revenue									
Radio User Agreements	-	-	-	49,644	40,000	9,644	40,000	124.11%	(9,644)
Inter Local 800 Mhz	-	-	-	272,253	270,000	2,253	270,000	100.83%	(2,253)
Total restricted revenue	-	-	-	321,897	310,000	11,897	310,000	103.84%	(11,897)
Other revenue									
Weyland Bldg. Land Lease	-	-	-	-	-	-	-	0.00%	-
Miscellaneous Income	-	20,000	(20,000)	-	122,050	(122,050)	122,050	0.00%	122,050
P.A. Co-Payments	-	-	-	-	-	-	-	0.00%	-
P.A. Processing Fees	-	-	-	-	-	-	-	0.00%	-
Recovery of Bad Debt - PA	-	-	-	-	-	-	-	0.00%	-
EMS - Trauma Fund Income	-	-	-	-	-	-	-	0.00%	-
Immunization Fees	-	-	-	-	-	-	-	0.00%	-
Special Project Revenue	-	3,925	(3,925)	225,113	43,175	181,938	47,100	477.95%	(178,013)
Other Financing Sources	-	-	-	-	-	-	-	0.00%	-
Total other revenue	-	23,925	(23,925)	225,113	165,225	59,888	169,150	133.08%	(55,963)
Total revenue	7,572	34,550	(26,978)	694,165	592,100	102,065	606,650	114.43%	(87,515)

Montgomery County Hospital District
Income Statement - Radio Systems Unit
For The Month Ended
August 31, 2007

	Current Month			Year To Date			Annual Budget		
	Actual	Budget	Variance	Actual	Budget	Variance	Total	%	Remaining
EXPENSES									
Payroll									
Regular Pay	18,282	13,138	(5,144)	184,278	149,377	(34,901)	169,153	108.94%	(15,125)
Overtime Pay	1,156	1,288	132	9,822	14,709	4,887	16,652	58.98%	6,830
Paid Time Off	-	-	-	-	-	-	-	0.00%	-
Stipend Pay	-	-	-	-	-	-	-	0.00%	-
Payroll Taxes	1,430	1,104	(326)	14,231	12,554	(1,677)	14,216	100.11%	(15)
401A Plan	515	288	(227)	4,791	3,273	(1,518)	3,706	129.26%	(1,085)
Health & Dental	3,036	2,618	(418)	32,938	28,798	(4,140)	31,416	104.85%	(1,522)
Unemployment Ins.	-	-	-	-	-	-	-	0.00%	-
Total payroll	24,418	18,436	(5,982)	246,059	208,711	(37,349)	235,143	104.64%	(10,917)
Operating expenses									
Accident Repair	-	-	-	-	-	-	-	0.00%	-
Accounting/Auditing Fees	-	-	-	-	-	-	-	0.00%	-
Advertising	-	-	-	-	-	-	-	0.00%	-
Bank Charges	-	-	-	-	-	-	-	0.00%	-
Bio-Waste Removal	-	-	-	-	-	-	-	0.00%	-
Books/Materials	-	-	-	-	150	150	150	0.00%	150
Business Licenses	-	-	-	-	-	-	-	0.00%	-
Collection Fees	-	-	-	-	-	-	-	0.00%	-
Computer Maintenance	-	35	35	344	385	41	420	81.91%	76
Computer Software	661	-	(661)	661	1,100	439	1,100	60.08%	439
Computer Supplies/Non-Cap.	599	35	(564)	599	385	(214)	420	142.55%	(179)
Contractual Obligations- County Appra	-	-	-	-	-	-	-	0.00%	-
Contractual Obligations- Tax Collector	-	-	-	-	-	-	-	0.00%	-
Courier	320	180	(140)	2,583	1,980	(603)	2,160	119.58%	(423)
Customer Property Damage	-	-	-	-	-	-	-	0.00%	-
Customer Relations	-	-	-	-	-	-	-	0.00%	-
Disposable Linen	-	-	-	-	-	-	-	0.00%	-
Disposable Medical Supplies	-	-	-	-	-	-	-	0.00%	-
Drug Supplies	-	-	-	-	-	-	-	0.00%	-
Dues/Subscriptions	-	-	-	36	255	219	255	14.05%	219
Durable Medical Equipment	-	-	-	-	-	-	-	0.00%	-
Election Expenses	-	-	-	-	-	-	-	0.00%	-
Employee Assistance Program	-	-	-	-	-	-	-	0.00%	-
Employee Health\Wellness	-	-	-	-	-	-	-	0.00%	-
Employee Recognition	-	25	25	96	275	179	300	31.98%	204
Equipment Rental	-	-	-	-	-	-	-	0.00%	-
Fuel	-	70	70	332	770	438	840	39.49%	508
Hazardous Waste Removal	-	-	-	-	-	-	-	0.00%	-
Insurance	-	-	-	-	-	-	-	0.00%	-
Late Fees	-	-	-	-	-	-	-	0.00%	-
Laundry Service & Purchase	-	-	-	-	-	-	-	0.00%	-
Leases/Contracts	-	-	-	-	-	-	-	0.00%	-
Leases/Contracts - Buildings	-	-	-	-	-	-	-	0.00%	-
Legal Fees	-	-	-	-	-	-	-	0.00%	-
Maintenance & Repairs-Buildings	7,196	550	(6,646)	15,388	17,650	2,262	18,200	84.55%	2,812
Maintenance-Contract Equipment	-	-	-	75,000	75,450	450	75,450	99.40%	450
Management Fees	-	-	-	-	-	-	-	0.00%	-
Marketing Materials	-	-	-	-	-	-	-	0.00%	-
Meals - Business and Travel	-	-	-	317	1,710	1,393	1,980	16.02%	1,663
Meeting Expenses	-	-	-	-	-	-	-	0.00%	-
Mileage Reimbursements	570	25	(545)	1,619	275	(1,344)	300	539.81%	(1,319)
Office Supplies	68	80	12	1,095	880	(215)	960	114.07%	(135)
Oil & Lubricants	-	-	-	-	-	-	-	0.00%	-
Other Services	-	-	-	-	-	-	-	0.00%	-
Oxygen & Gases	-	-	-	-	-	-	-	0.00%	-
Paging System	65	61	(4)	139	671	532	732	19.01%	593
Postage	-	-	-	-	-	-	-	0.00%	-
Printing Services	-	-	-	-	200	200	200	0.00%	200
Professional Fees	7,920	14,087	6,167	85,659	74,595	(11,064)	88,682	96.59%	3,022

Montgomery County Hospital District
Income Statement - Radio Systems Unit
For The Month Ended
August 31, 2007

	Current Month			Year To Date			Annual Budget		
	Actual	Budget	Variance	Actual	Budget	Variance	Total	%	Remaining
Radio Repairs - Outsourced (Depot)	2,298	4,000	1,702	27,427	44,000	16,573	48,000	57.14%	20,573
Radio Repair - Parts	1,783	5,000	3,217	80,715	55,000	(25,715)	60,000	134.53%	(20,715)
Radios	-	-	-	-	-	-	-	0.00%	-
Radio - Special Project Expenditures	-	3,300	3,300	226,687	36,300	(190,387)	39,600	572.44%	(187,087)
Recruit/Investigate	-	-	-	-	-	-	-	0.00%	-
Relocation Expenses	-	-	-	-	-	-	-	0.00%	-
Rent	-	-	-	-	-	-	-	0.00%	-
Rent-Storage Facility	-	-	-	-	-	-	-	0.00%	-
Repair-Equipment	-	300	300	923	3,300	2,377	3,600	25.63%	2,677
Shop Tools	94	200	106	2,445	2,200	(245)	2,400	101.87%	(45)
Shop Supplies	811	300	(511)	7,791	3,300	(4,491)	3,600	216.43%	(4,191)
Small Equipment & Furniture	-	150	150	1,138	1,650	512	1,800	63.21%	662
Special Events Supplies	-	-	-	-	-	-	-	0.00%	-
Station Supplies	-	60	60	411	660	249	720	57.13%	309
Supplemental Food	-	-	-	-	-	-	-	0.00%	-
Telephones-Cellular	40	190	150	2,151	2,090	(61)	2,280	94.34%	129
Telephones-Service	963	1,075	112	10,209	11,825	1,616	12,900	79.14%	2,691
Telephones - Long Distance	3	33	31	75	367	291	400	18.80%	325
Tower Rental	12,904	13,528	625	141,005	148,812	7,807	162,340	86.86%	21,335
Training/Related Expenses-CE	-	-	-	2,266	8,700	6,434	10,200	22.22%	7,934
Travel Expenses	2,169	-	(2,169)	8,708	8,425	(283)	9,775	89.08%	1,067
Uniforms	-	-	-	2,580	2,910	330	2,910	88.65%	330
Utilities	1,648	1,500	(148)	14,323	16,600	2,277	18,100	79.13%	3,777
Vehicle-Batteries	-	-	-	-	-	-	-	0.00%	-
Vehicle-Outside Services	-	-	-	-	-	-	-	0.00%	-
Vehicle-Parts	-	-	-	-	-	-	-	0.00%	-
Vehicle-Registration	-	-	-	-	-	-	-	0.00%	-
Vehicle-Tires	-	-	-	-	-	-	-	0.00%	-
Vehicle-Towing	-	-	-	-	-	-	-	0.00%	-
Worker's Compensation Insurance	-	-	-	955	1,190	235	1,587	60.19%	632
Total operating expenses	40,110	44,784	4,675	713,677	524,059	(189,618)	572,360	124.69%	(141,317)
Indigent care expenses									
Contractual Obligations - CRMC	-	-	-	-	-	-	-	0.00%	-
Specialty Healthcare Providers	-	-	-	-	-	-	-	0.00%	-
Total indigent care expenses	-	-	-	-	-	-	-	0.00%	-
Total expenses before capital purchases	64,528	63,220	(1,307)	959,736	732,770	(226,966)	807,503	118.85%	(152,233)
Capital Purchases / Fixed Assets	-	20,000	20,000	72,718	193,899	121,181	193,899	37.50%	121,181
Total expenses	64,528	83,220	18,693	1,032,455	926,669	(105,786)	1,001,402	103.10%	(31,053)
Revenues over/(under) expenditures	\$ (56,955)	\$ (48,670)	\$ (8,285)	\$ (338,290)	\$ (334,569)	\$ (3,721)	\$ (394,752)	N/A	N/A

**Montgomery County Hospital District
Income Statement Summary - Information Systems Unit
For The Month Ended
August 31, 2007**

	Current Month			Year To Date			Annual Budget		
	Actual	Budget	Variance	Actual	Budget	Variance	Total	%	Remaining
REVENUE									
Taxes	-	-	-	-	-	-	-	0.00%	-
Investments	-	-	-	-	-	-	-	0.00%	-
Tobacco Settlement Proceeds	-	-	-	-	-	-	-	0.00%	-
EMS revenue	-	-	-	-	-	-	-	0.00%	-
Other revenue	-	-	-	-	-	-	-	0.00%	-
Total revenue	-	-	-	-	-	-	-	0.00%	-
EXPENSES									
Payroll	-	-	-	-	-	-	-	0.00%	-
Operating expenses	46,119	39,640	(6,479)	322,039	383,442	61,403	413,427	77.90%	91,388
Indigent care expenses	-	-	-	-	-	-	-	0.00%	-
Total expenses before capital purchases	46,119	39,640	(6,479)	322,039	383,442	61,403	413,427	77.90%	91,388
Capital Purchases / Fixed Assets	96,076	27,700	(68,376)	344,644	455,400	110,756	469,700	73.38%	125,056
Total expenses	142,195	67,340	(74,855)	666,683	838,842	172,159	883,127	75.49%	216,444
Revenues over/(under) expenditures	\$ (142,195)	\$ (67,340)	\$ (74,855)	\$ (666,683)	\$ (838,842)	\$ 172,159	\$ (883,127)	N/A	N/A

Montgomery County Hospital District
Income Statement - Information Systems Unit
For The Month Ended
August 31, 2007

	Current Month			Year To Date			Annual Budget		
	Actual	Budget	Variance	Actual	Budget	Variance	Total	%	Remaining
REVENUE									
Taxes									
Tax Revenue	-	-	-	-	-	-	-	0.00%	-
Delinquent Tax Revenue	-	-	-	-	-	-	-	0.00%	-
Penalties and Interest	-	-	-	-	-	-	-	0.00%	-
Total tax revenue	-	-	-	-	-	-	-	0.00%	-
Investments									
Investment Income - MCHD	-	-	-	-	-	-	-	0.00%	-
Investment Income - MCHF	-	-	-	-	-	-	-	0.00%	-
Total investment revenue	-	-	-	-	-	-	-	0.00%	-
Tobacco Settlement Proceeds	-	-	-	-	-	-	-	0.00%	-
EMS revenue									
EMS - Advanced Life Support Revenue	-	-	-	-	-	-	-	0.00%	-
EMS - Basic Life Support Revenue	-	-	-	-	-	-	-	0.00%	-
Transfer Service Fees	-	-	-	-	-	-	-	0.00%	-
Non-Transport Fees	-	-	-	-	-	-	-	0.00%	-
Recovery of Bad Debt - EMS	-	-	-	-	-	-	-	0.00%	-
Contract Revenue (Net)	-	-	-	-	-	-	-	0.00%	-
Stand-By Fees	-	-	-	-	-	-	-	0.00%	-
Total EMS revenue	-	-	-	-	-	-	-	0.00%	-
Contractual Allowance	-	-	-	-	-	-	-	0.00%	-
Provision for Bad Debt	-	-	-	-	-	-	-	0.00%	-
Adjustment For P.A. - Transports	-	-	-	-	-	-	-	0.00%	-
Total EMS revenue	-	-	-	-	-	-	-	0.00%	-
Fire / EMS Communications									
Education/Training Revenue	-	-	-	-	-	-	-	0.00%	-
Dispatch Fees	-	-	-	-	-	-	-	0.00%	-
Radio Repair Income	-	-	-	-	-	-	-	0.00%	-
Total fire/EMS Communication	-	-	-	-	-	-	-	0.00%	-
Restricted revenue									
Radio User Agreements	-	-	-	-	-	-	-	0.00%	-
Inter Local 800 Mhz	-	-	-	-	-	-	-	0.00%	-
Total restricted revenue	-	-	-	-	-	-	-	0.00%	-
Other revenue									
Weyland Bldg. Land Lease	-	-	-	-	-	-	-	0.00%	-
Miscellaneous Income	-	-	-	-	-	-	-	0.00%	-
P.A. Co-Payments	-	-	-	-	-	-	-	0.00%	-
P.A. Processing Fees	-	-	-	-	-	-	-	0.00%	-
Recovery of Bad Debt - PA	-	-	-	-	-	-	-	0.00%	-
EMS - Trauma Fund Income	-	-	-	-	-	-	-	0.00%	-
Immunization Fees	-	-	-	-	-	-	-	0.00%	-
Special Project Revenue	-	-	-	-	-	-	-	0.00%	-
Other Financing Sources	-	-	-	-	-	-	-	0.00%	-
Total other revenue	-	-	-	-	-	-	-	0.00%	-
Total revenue	-	-	-	-	-	-	-	0.00%	-

Montgomery County Hospital District
Income Statement - Information Systems Unit
For The Month Ended
August 31, 2007

	Current Month			Year To Date			Annual Budget		
	Actual	Budget	Variance	Actual	Budget	Variance	Total	%	Remaining
EXPENSES									
Payroll									
Regular Pay	-	-	-	-	-	-	-	0.00%	-
Overtime Pay	-	-	-	-	-	-	-	0.00%	-
Paid Time Off	-	-	-	-	-	-	-	0.00%	-
Stipend Pay	-	-	-	-	-	-	-	0.00%	-
Payroll Taxes	-	-	-	-	-	-	-	0.00%	-
401A Plan	-	-	-	-	-	-	-	0.00%	-
Health & Dental	-	-	-	-	-	-	-	0.00%	-
Unemployment Ins.	-	-	-	-	-	-	-	0.00%	-
Total payroll	-	-	-	-	-	-	-	0.00%	-
Operating expenses									
Accident Repair	-	-	-	-	-	-	-	0.00%	-
Accounting/Auditing Fees	-	-	-	-	-	-	-	0.00%	-
Advertising	-	-	-	-	-	-	-	0.00%	-
Bank Charges	-	-	-	-	-	-	-	0.00%	-
Bio-Waste Removal	-	-	-	-	-	-	-	0.00%	-
Books/Materials	-	50	50	-	550	550	600	0.00%	600
Business Licenses	-	-	-	-	2,500	2,500	2,500	0.00%	2,500
Collection Fees	-	-	-	-	-	-	-	0.00%	-
Computer Maintenance	-	500	500	6,292	5,500	(792)	6,000	104.87%	(292)
Computer Software	4,783	-	(4,783)	51,260	77,020	25,760	77,020	66.55%	25,760
Computer Supplies/Non-Cap.	(3,473)	1,580	5,053	14,055	15,460	1,405	16,740	83.96%	2,685
Contractual Obligations- County Apprai	-	-	-	-	-	-	-	0.00%	-
Contractual Obligations- Tax Collector	-	-	-	-	-	-	-	0.00%	-
Courier	-	-	-	49	135	86	180	27.26%	131
Customer Property Damage	-	-	-	-	-	-	-	0.00%	-
Customer Relations	-	-	-	-	-	-	-	0.00%	-
Disposable Linen	-	-	-	-	-	-	-	0.00%	-
Disposable Medical Supplies	-	-	-	-	-	-	-	0.00%	-
Drug Supplies	-	-	-	-	-	-	-	0.00%	-
Dues/Subscriptions	-	-	-	-	280	280	280	0.00%	280
Durable Medical Equipment	-	-	-	-	-	-	-	0.00%	-
Election Expenses	-	-	-	-	-	-	-	0.00%	-
Employee Assistance Program	-	-	-	-	-	-	-	0.00%	-
Employee Health/Wellness	-	-	-	-	-	-	-	0.00%	-
Employee Recognition	-	-	-	-	-	-	-	0.00%	-
Equipment Rental	-	-	-	-	-	-	-	0.00%	-
Fuel	-	-	-	-	-	-	-	0.00%	-
Hazardous Waste Removal	-	-	-	-	-	-	-	0.00%	-
Insurance	-	-	-	-	-	-	-	0.00%	-
Late Fees	-	-	-	-	-	-	-	0.00%	-
Laundry Service & Purchase	-	-	-	-	-	-	-	0.00%	-
Leases/Contracts	4,961	4,400	(561)	55,121	71,600	16,479	76,000	72.53%	20,879
Leases/Contracts - Buildings	-	-	-	-	-	-	-	0.00%	-
Legal Fees	-	-	-	-	-	-	-	0.00%	-
Maintenance & Repairs-Buildings	-	-	-	10	200	190	200	5.00%	190
Maintenance-Contract Equipment	-	-	-	-	-	-	-	0.00%	-
Management Fees	-	-	-	-	-	-	-	0.00%	-
Marketing Materials	-	-	-	-	-	-	-	0.00%	-
Meals - Business and Travel	-	-	-	-	-	-	-	0.00%	-
Meeting Expenses	-	-	-	-	-	-	-	0.00%	-
Mileage Reimbursements	-	-	-	-	-	-	-	0.00%	-
Office Supplies	90	40	(50)	292	440	148	480	60.73%	188
Oil & Lubricants	-	-	-	-	-	-	-	0.00%	-
Other Services	-	-	-	-	-	-	-	0.00%	-
Oxygen & Gases	-	-	-	-	-	-	-	0.00%	-
Paging System	-	-	-	-	-	-	-	0.00%	-
Postage	-	-	-	-	-	-	-	0.00%	-
Printing Services	-	-	-	-	-	-	-	0.00%	-
Professional Fees	18,702	31,248	12,546	157,036	176,628	19,592	197,876	79.36%	40,840
Radio Repairs - Outsourced (Depot)	-	-	-	-	-	-	-	0.00%	-
Radio Repair - Parts	-	-	-	-	-	-	-	0.00%	-
Radios	-	-	-	-	-	-	-	0.00%	-
Radio - Special Project Expenditures	-	-	-	-	-	-	-	0.00%	-
Recruit/Investigate	-	-	-	-	-	-	-	0.00%	-

Montgomery County Hospital District
Income Statement - Information Systems Unit
For The Month Ended
August 31, 2007

	Current Month			Year To Date			Annual Budget		
	Actual	Budget	Variance	Actual	Budget	Variance	Total	%	Remaining
Relocation Expenses	-	-	-	-	-	-	-	0.00%	-
Rent	-	-	-	-	-	-	-	0.00%	-
Rent-Storage Facility	-	-	-	-	-	-	-	0.00%	-
Repair-Equipment	-	-	-	-	550	550	550	0.00%	550
Shop Tools	-	-	-	-	-	-	-	0.00%	-
Shop Supplies	-	-	-	-	-	-	-	0.00%	-
Small Equipment & Furniture	15,015	50	(14,965)	19,258	15,225	(4,033)	15,875	121.31%	(3,383)
Special Events Supplies	-	-	-	-	-	-	-	0.00%	-
Station Supplies	-	-	-	-	-	-	-	0.00%	-
Supplemental Food	-	-	-	-	-	-	-	0.00%	-
Telephones-Cellular	-	-	-	-	350	350	350	0.00%	350
Telephones-Service	6,041	1,150	(4,891)	18,587	12,650	(5,937)	13,800	134.69%	(4,787)
Telephones - Long Distance	-	-	-	-	-	-	-	0.00%	-
Tower Rental	-	-	-	-	-	-	-	0.00%	-
Training/Related Expenses-CE	-	622	622	80	4,354	4,274	4,976	1.61%	4,896
Travel Expenses	-	-	-	-	-	-	-	0.00%	-
Uniforms	-	-	-	-	-	-	-	0.00%	-
Utilities	-	-	-	-	-	-	-	0.00%	-
Vehicle-Batteries	-	-	-	-	-	-	-	0.00%	-
Vehicle-Outside Services	-	-	-	-	-	-	-	0.00%	-
Vehicle-Parts	-	-	-	-	-	-	-	0.00%	-
Vehicle-Registration	-	-	-	-	-	-	-	0.00%	-
Vehicle-Tires	-	-	-	-	-	-	-	0.00%	-
Vehicle-Towing	-	-	-	-	-	-	-	0.00%	-
Worker's Compensation Insurance	-	-	-	-	-	-	-	0.00%	-
Total operating expenses	46,119	39,640	(6,479)	322,039	383,442	61,403	413,427	77.90%	91,388
Indigent care expenses									
Contractual Obligations - CRMC	-	-	-	-	-	-	-	0.00%	-
Specialty Healthcare Providers	-	-	-	-	-	-	-	0.00%	-
Total indigent care expenses	-	-	-	-	-	-	-	0.00%	-
Total expenses before capital purchases	46,119	39,640	(6,479)	322,039	383,442	61,403	413,427	77.90%	91,388
Capital Purchases / Fixed Assets	96,076	27,700	(68,376)	344,644	455,400	110,756	469,700	73.38%	125,056
Total expenses	142,195	67,340	(74,855)	666,683	838,842	172,159	883,127	75.49%	216,444
Revenues over/(under) expenditures	\$ (142,195)	\$ (67,340)	\$ (74,855)	\$ (666,683)	\$ (838,842)	\$ 172,159	\$ (883,127)	N/A	N/A

Agenda Item #21

Consider and act upon the recommendation from the Budget/Finance/Audit Committee related to budget and financial allocation for District cash reserves and related financial matters (Mrs. Wagner, Chair Finance, Budget, and Audit Committee)

Agenda Item # 22



Consider and deny the exemption to tax tangible personal property in transit which would otherwise be exempt pursuant to Texas Property Tax Code, Section 11.253. See attached Resolution and Order (Mrs. Wagner, Chair-Finance, Budget, and Audit Committee)

To: Board of Directors

From: Mike Nicknish

Date: September 18, 2007

Re: Exemption to Tax Tangible Personal Property in Transit

Attached is a copy of correspondence from J.R. Moor, Jr., Tax Assessor and Collector, related to HB 621-New Exemption of "Goods-in-Transit" – Request to Deny Exemption by Official Action. The correspondence includes a letter from Mark Castleschouldt, Chief Appraiser with a reprint of a letter written by Robert Mott, partner with the firm of Perdue, Brandon, Fielder, Collins and Mott.

HB 621 that was passed by the Texas Legislature in the 2007 session and exempts goods, primarily inventory, that are stored in a location that is not owned by the owner of the goods and are transferred from that location to another location within 175 days. The concern expressed in the attached correspondence is that the owners of the goods may transfer ownership of the goods or the storage facilities to legal entities with different ownership and could make the property exempt.

Fiscal Impact: Unknown

Yes	No	N/A	
<input type="checkbox"/>	<input checked="" type="checkbox"/>	<input type="checkbox"/>	Budgeted item?
<input type="checkbox"/>	<input checked="" type="checkbox"/>	<input type="checkbox"/>	Within budget?
<input type="checkbox"/>	<input type="checkbox"/>	<input checked="" type="checkbox"/>	Renewal contract?
<input checked="" type="checkbox"/>	<input type="checkbox"/>	<input type="checkbox"/>	Special request?



MONTGOMERY COUNTY
OFFICE OF
TAX ASSESSOR AND COLLECTOR
400 N. SAN JACINTO
CONROE, TEXAS 77301

J.R. MOORE, JR.
TAX ASSESSOR AND COLLECTOR

TAX COLLECTION 936-539-7897
ACCOUNTING 936-539-7809
AUTO LICENSE DEPT. 936-539-7896

August 23, 2007

To: Taxing Entities

From: J. R. Moore, Jr.

RE: HB 621-New Exemption of "Goods-in-Transit" - Request to Deny Exemption by Official Action.

Dear Governing Bodies,

Enclosed is information relating to the above. This information was received during the assessment season. Since this did not call for immediate action, we waited until after all tax rates and notices for 2007 were calculated.

The letter from Mark Castleschouldt, Chief Appraiser with reference from Perdue, Brandon, Fielder, Collins and Mott, LLP explains that if this exemption is allowed, quite possibly existing taxable goods will become exempt as well as new goods that may or may not be brought in. Without a clear directive stating that existing taxable property shall not be eligible for the new exemption, **I believe you should deny the new exemption.** If you do not do so and existing taxable property becomes exempt then the lost tax revenue would shift to the other property owners and could result in a tax rate increase. The current Freeport Exemption will not be affected by this action.

Suggested wording for your agenda items:

- 1.) Recess meeting for Public Hearing to
"Consider and approve or deny the exemption to tax tangible personal property in transit which would otherwise be exempt pursuant to Texas Property Tax Code, Section 11.253"
- 2.) Reconvene meeting and take appropriate action.

If you deny the exemption please send the original or certified copy of the enclosed Resolution and Order to my office. After documenting our files, we will forward it to the Appraisal District.

Should you have any questions please contact me.

RESOLUTION AND ORDER

**A RESOLUTION OF THE _____ (name of taxing unit) TO TAX
TANGIBLE PERSONAL PROPERTY IN TRANSIT WHICH WOULD
OTHERWISE BE EXEMPT PURSUANT TO TEXAS TAX CODE, SECTION
11.253**

WHEREAS, the 80th Texas Legislature in Regular Session has enacted House Bill 621 to take effect on January 1, 2008, which added Tex. Tax Code §11.253 to exempt from taxation certain tangible personal property held temporarily at a location in this state for assembling, storing, manufacturing, processing or fabricating purposes (goods-in-transit) which property has been subject to taxation in the past; and

WHEREAS, Tex. Tax Code §11.253(j) as amended allows the governing body of a taxing unit, after conducting a public hearing, to provide for the continued taxation of such goods-in-transit; and

WHEREAS, the _____ (name of governing body) of the _____ (name of taxing unit), having conducted a public hearing as required by Section 1-n (d), Article VIII, Texas Constitution, is of the opinion that it is in the best interests of the district to continue to tax such goods-in-transit;

NOW THEREFORE, BE IT RESOLVED BY THE _____ (name of governing body) FOR THE _____ (name of taxing unit) THAT: The goods-in-transit, as defined Tex. Tax Code 11.253(a)(2), as amended by House Bill 621, enacted by the 80th Texas Legislature in Regular Session, shall remain subject to taxation by the _____ (name of taxing unit).

Dated this ___ day of _____, 2007.

(title of presiding officer)

Attested:

Secretary



MONTGOMERY CENTRAL APPRAISAL DISTRICT

MARK A. CASTLESCHOULD, RPA, RTA, CTA
CHIEF APPRAISER

August 21, 2007

ALL TAXING ENTITIES

Re: New Exemption of "Goods in Transit" - Local Option to Tax

Dear Taxing Entity,

The following is a reprint of a letter written by Robert Mott, a partner with the firm of Perdue, Brandon, Fielder, Collins and Mott, detailing the consequences of HB 621 which passed during the 2007 Legislative Session. Since HB 621 will touch every district within Montgomery County, I am presenting Mr. Mott's letter to ensure that all taxing entities are aware of the potential loss in value that could be caused by the bill. Mr. Mott's firm currently represents Montgomery Central Appraisal District in all legal matters.

"In the 2007 session, the Texas Legislature passed HB 621. This bill was the implementing legislation for a constitutional amendment that was passed several years ago. This bill is very similar to the Freeport exemption passed many years ago, but it has a potentially larger impact as time goes on. This letter is to inform you of your options to tax the goods subject to the new exemption and to provide you with the forms and procedure to tax these goods if you choose. Our firm takes no position on the policy question of whether or not to continue to tax the property that is subject to this new exemption. We simply believe that the governing body of each of our clients should have the tools to make an informed decision on behalf of the taxpayers they represent.

"This new law passed without much scrutiny because it was a bracket bill that only affected one county in Texas until the closing days of the legislative session. Then an amendment made the exemption applicable statewide.

"What is Exempted?

This bill exempts goods, principally inventory, that are stored in a location that is not owned by the owner of the goods and are transferred from that location to another location within 175 days. The goods may be in the location for the purposes of assembling, storing, manufacturing, processing, or fabricating purposes by the person who acquired or imported the property. Certain specific types of goods are presently excluded from this exemption: oil, natural gas, petroleum products, aircraft, dealer's motor vehicle inventory, dealer's vessel and outboard motor inventory, dealer's heavy equipment inventory, or retail manufactured housing inventory. Petroleum products are defined to be only the immediate derivatives of

SERVICE, EXCELLENCE AND EQUITY IN AD VALOREM TAX ADMINISTRATION

(936) 756-3354 CONROE • (936) 441-2186 METRO • P.O. BOX 2233 • CONROE TEXAS 77305-2233

oil and natural gas, so some goods that you might think of as petroleum products may actually be exempted from taxation by this new law.

“What is the Impact on Your Tax Base?”

At present, this new law will probably have a limited impact because most goods are kept in facilities that are owned by the owners of the goods themselves. However, this may change rapidly. In order to take advantage of this new law, many property owners may seek to transfer ownership of either the goods or the facilities in which the goods are stored, manufactured, processed, etc. to legal entities with different ownership. These types of paper changes could make the property exempt.

“What Can You Do?”

The governing body of each taxing unit in the state may act to tax these goods in the year following the year in which the governing body takes action. These goods will first become exempt in 2008. So if you wish to continue to tax these types of goods in 2008, you must act to tax the goods before the end of 2007. You must inform all the appraisal districts in which your local government is located that you have acted to tax these goods. A copy of the resolution, order, or ordinance is the best way to document your decision to the appropriate appraisal districts.

“Before you tax these goods, you must hold a public hearing on the question of whether to tax them or whether to let them become exempt. The legislature has prescribed no special procedures for this hearing, so it may be held at a meeting of the governing body called for other purposes. The item must be listed on the agenda for that meeting as an action item in compliance with the Open Meetings Act, but there is no additional public notice required.

“The legislature required that each taxing entity act in the manner required for official action by the governing body of the taxing unit. For counties, this means that action must be taken by an order of the commissioner’s court. For cities, this means that action must be taken by an ordinance. For school districts and other taxing units, this means that action should be taken by resolution. A sample order, ordinance and resolution are attached

“Special Note for School Districts

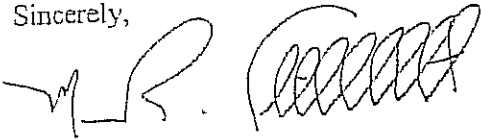
The wealth lost to this exemption will be deducted from the taxable wealth of the school district as determined by the Comptroller for purposes of calculating state aid. Until the hold harmless provisions of House Bill 1 are removed, this will have little impact on the amount of state aid your school district receives. At present, the Comptroller’s wealth estimate affects only the additional four cents that a school district may impose and the amount of certain types of facilities aid the district receives from the state (existing debt allotment and instructional facilities allotment). So as the law exists today, a school district will lose taxable wealth due to this exemption without an offsetting increase in state aid. Even if the legislature restores the Comptroller’s finding of taxable wealth to its previous role in state aid to school districts, the effect of the additional state aid is not a dollar for dollar offset.

August 21, 2007

“We hope that this letter and the attached forms will help you make an informed decision on behalf of the taxpayers that you represent.”

If you need any additional information, do not hesitate to contact us.

Sincerely,

A handwritten signature in black ink, appearing to read 'Mark A. Castleschouldt', written in a cursive style.

Mark A. Castleschouldt, RPA, RTA, CTA
Chief Appraiser

Enclosures

PerdueBrandonFielderCollins&Mott LLP
ATTORNEYS AT LAW



Howard Perdue
(1933-2005)
Larry Brandon
C. David Fielder
James O. Collins
Terry Ann White
Gregg M. McLaughlin
F. Bruce Medley
Robert Mott
Kevin Brenner
Harold Lerew
Jeanmarie Boer
David A. Ellison
Laura J. Monroe
Tab Beall
B. Lynn Slavinho
Michael J. Darlow
Joseph T. Longoria
David S. Crawford
Donald B. Roseman
Terry G. Wiseman
Carl O. Sandin
Jason Bailey
Owen M. Sonik
David Hudson

1235 North Loop West
Suite 600
Houston, Texas 77009
Telephone: 713-862-1860
Facsimile: 713-896-0030
pbfc.com

August 22, 2007

R. Gregory East
Elizabeth Banda
W. Tracy Crites Jr.
Karen Everton
Yolanda M. Humphrey
John T. Banks
Sandra Griffin
Sergio E. Garcia
E. Stephen Lee
Eboney Cobb
D'Layne Peoples
Alesha L. Williams
Christopher S. Jackson
Hiram A. Gutierrez
Charles E. Brady
Leslie M. Short
Carol Barlon
D'Arwyn Daniels
Thelma Banduch
George Dowler
*Retired

Michael J. Swierko
Of Counsel

Clients of the Firm

RE: New Exemption of "Goods in Transit"—Local Option to Tax

Dear Client:

In the 2007 session, the Texas Legislature passed HB 621. This bill was the implementing legislation for a constitutional amendment that was passed several years ago. The bill is very similar to the Freeport exemption passed many years ago, but it has a potentially larger impact as time goes on. This letter is to inform you of your options to tax the goods subject to the new exemption and to provide you with the forms and procedure to tax these goods if you choose. Our firm takes no position on the policy question of whether or not to continue to tax the property that is subject to this new exemption. We simply believe that the governing body of each of our clients should have the tools to make an informed decision on behalf of the taxpayers they represent.

h } This new law passed without much scrutiny because it was a bracket bill that only affected one county in Texas until the closing days of the legislative session. Then an amendment made the exemption applicable statewide.

What is Exempted?

This bill exempts goods, principally inventory, that are stored in a location that is not owned by the owner of the goods and are transferred from that location to another location within 175 days. The goods may be in the location for the purposes of assembling, storing, manufacturing, processing, or fabricating purposes by the person who acquired or imported the property. Certain specific types of goods are presently excluded from this exemption: oil, natural gas, petroleum products, aircraft, dealer's motor vehicle inventory, dealer's vessel and outboard motor inventory, dealer's heavy equipment inventory, or retail manufactured housing inventory. Petroleum products are defined to be only the immediate

derivatives of oil and natural gas, so some goods that you might think of as petroleum products may actually be exempted from taxation by this new law.

What is the Impact on Your Tax Base?

At present, this new law will probably have a limited impact because most goods are kept in facilities that are owned by the owners of the goods themselves. However, this may change rapidly. In order to take advantage of this new law, many property owners may seek to transfer ownership of either the goods or the facilities in which the goods are stored, manufactured, processed, etc. to legal entities with different ownership. These types of paper changes could make the property exempt.

What Can You Do?

The governing body of each taxing unit in the state may act to tax these goods in the year following the year in which the governing body takes action. These goods will first become exempt in 2008. So if you wish to continue to tax these types of goods in 2008, you must act to tax the goods before the end of 2007. You must inform all the appraisal districts in which your local government is located that you have acted to tax these goods. A copy of the resolution, order, or ordinance is the best way to document your decision to your appraisal district.

Before you act to tax these goods, you must hold a public hearing on the question of whether to tax them or whether to let them become exempt. The legislature has prescribed no special procedures for this hearing, so it may be held at a meeting of the governing body called for other purposes. The item must be listed on the agenda for that meeting as an action item in compliance with the Open Meetings Act, but there is no additional public notice required.


The legislature required that each taxing unit act in the manner required for official action by the governing body of the taxing unit. For counties, this means that action must be taken by an order of the commissioner's court. For cities, this means that action must be taken by an ordinance. For school districts and other taxing units, this means that action should be taken by resolution. A sample order, ordinance and resolution are attached to this letter.

Special Note for School Districts

The wealth lost to this exemption will be deducted from the taxable wealth of the school district as determined by the Comptroller for purposes of calculating state aid. Until the hold harmless provisions of House Bill 1 are removed, this will have little impact on the amount of state aid your school district receives. At present, the Comptroller's wealth estimate affects only the additional four cents that a school district may impose and the amount of certain types of facilities aid the district receives from the state (existing debt allotment and instructional facilities allotment). So as the law exists today, a school district will lose taxable wealth due to this exemption without an offsetting increase in state aid. Even if the legislature restores the Comptroller's finding of taxable wealth to its previous role in state aid to school districts, the effect of the additional state aid is not a dollar for dollar offset.

We hope that this letter and the attached forms will help you make an informed decision on behalf of the taxpayers that you represent. If you should have any questions concerning this matter, please feel free to call your attorney at your local office or call me in Houston.


Sincerely,

A handwritten signature in black ink, appearing to read "Robert Moti". The signature is fluid and cursive, with a large initial "R" and a long horizontal stroke at the end.

Robert Moti

HB 621 and The Freeport Exemption: 2007

Follow up info for HB 621 Resolution



In the 2007 session, the Texas Legislature passed HB 621. This bill was the implementing legislation for a constitutional amendment that was passed several years ago. The bill is very similar to the Freeport exemption passed many years ago, but it has a potentially larger impact as time goes on. This article is to inform you of your options to tax the goods subject to the new exemption and to provide you with the forms and procedure to tax these goods if you choose. Our firm takes no position on the policy question of whether or not to continue to tax the property that is subject to this new exemption. We simply believe that the governing body of each of our clients should have the tools to make an informed decision on behalf of the taxpayers they represent.

This new law passed without much scrutiny because it was a bracket bill that only affected one county in Texas until the closing days of the legislative session. Then an amendment made the exemption applicable statewide.



» What is Exempted?

This bill exempts goods, principally inventory, that are stored in a location that is not owned by the owner of the goods and are transferred from that location to another location within 175 days. The goods may be in the location for the purposes of assembling, storing, manufacturing, processing, or fabricating purposes by the person who acquired or imported the property. Certain specific types of goods are presently excluded from this exemption: oil, natural gas, petroleum products, aircraft, dealer's motor vehicle inventory, dealer's vessel and outboard motor inventory, dealer's heavy equipment inventory, or retail manufactured housing inventory. Petroleum products are defined to be only the immediate derivatives of oil and natural gas, so some goods that you might think of as petroleum products may actually be exempted from taxation by this new law.

» What is the Impact on Your Tax Base?

At present, this new law will probably have a limited impact because most goods are kept in facilities that are owned by the owners of the goods themselves. However, this may change rapidly. In order to take advantage of this new law, many property owners may seek to transfer ownership of either the goods or the facilities in which the goods are stored, manufactured, processed, etc., to legal entities with different ownership. These types of paper changes could make the property exempt.

» What Can You Do?

The governing body of each taxing unit in the state may act to tax these goods in the year following the year in which the governing body takes action. These goods will first become exempt in 2008. So if you wish to continue to tax these types of goods in 2008, you must act to tax the goods before the end of 2007. You must inform all the appraisal districts in which your local government is located that you have acted to tax these goods. A copy of the resolution, order, or ordinance is the best way to document your decision to your appraisal district.

Before you act to tax these goods, you must hold a public hearing on the question of whether to tax them or whether to let them become exempt. The legislature has prescribed no special procedures for this hearing, so it may be held at a meeting of the governing body called for other purposes. The item must be listed on the agenda for that meeting as an action item in compliance with the Open Meetings Act, but there is no additional public notice required.

The legislature required that each taxing unit act in the manner required for official action by the governing body of the taxing unit. For counties, this means that action must be taken by an order of the commissioner's court. For cities, this means that action must be taken by an ordinance. For school districts and other taxing units, this means that action should be taken by resolution. A sample order, ordinance and resolution are attached to this letter.

» Special Note for School Districts

The wealth lost to this exemption will be deducted from the taxable wealth of the school district as determined by the Comptroller for purposes of calculating state aid. Until the hold harmless provisions of House Bill 1 are removed, this will have little impact on the amount of state aid your school district receives. At present, the Comptroller's wealth estimate affects only the additional four cents that a school district may impose and the amount of certain types of facilities aid the district receives from the state (existing debt allotment and instructional facilities allotment). So as the law exists today, a school district will lose taxable wealth due to this exemption without an offsetting increase in state aid. Even if the legislature restores the Comptroller's finding of taxable wealth to its previous role in state aid to school districts, the effect of the additional state aid is not a dollar for dollar offset.

*Contributed by David Fielder and Robert Mott
Perdue, Brandon, Fielder, Collins & Mott*



- 3: Attorney General Opinions/Requests for Opinions
- 3:A TAAD of Info...
- 4: TAAD 2007 Level III and IV RPA Review
- 5: TAAD Classifieds
- 6: TAAD's 2007 State Certification Course Schedule
- 7: State Certification Course Registration Form
- 8: What's ON The November 6 Ballot?
- 9: TAAD's Exemption Administration Seminar
- 10: Texas Attorney General Warns Homeowners of "Equity Stripping" Scams
- 14: Real Estate Notes
- 18: Public Fund Investment Training for Appraisal Districts
- 19: Personal Property Appraisal Topics, Part I



Agenda Item # 23

To: Board of Directors

From: Allen Johnson

Date: September 13, 2007

Re: Salvage and Surplus

Salvage

Old Unit 24 VIN 1FDWF36PX3ED28320

This ambulance was wrecked. The insurance company did not "total" the unit. We elected to replace the chassis as this was the second accident for this chassis - both bent the frame.

The module was placed on a new chassis. We purchased the old chassis back from the insurance company for parts. We now need to declare it salvage and have the remains sold for scrap.

Office Furniture

We have various file cabinets that are no longer needed as we are scanning all District documents. We wish to declare these salvage and sell them to a local used office furniture company. I believe there are three, four drawer lateral cabinets ready for salvage.

Fiscal Impact: Will produce a nominal amount of revenue

Yes	No	N/A	
<input type="checkbox"/>	<input type="checkbox"/>	<input checked="" type="checkbox"/>	Budgeted item?
<input type="checkbox"/>	<input type="checkbox"/>	<input checked="" type="checkbox"/>	Within budget?
<input type="checkbox"/>	<input type="checkbox"/>	<input checked="" type="checkbox"/>	Renewal contract?
<input checked="" type="checkbox"/>	<input type="checkbox"/>	<input type="checkbox"/>	Special request?

Agenda Item #24

Consider and act on staff recommended changes to EMS collection procedures (Mrs. Wagner, Chair-Finance, Budget, and Audit Committee)

AGENDA # 25

Consider and act on payment of District invoices (Mr. Posey,
Treasurer-MCHD Board)

TOTAL FOR

INVOICES

\$531,572.28

Montgomery County Hospital District
CASH DISBURSEMENT JOURNALS
BOARD MEETING 09/18/2007 - PATIENT REFUNDS

Source	Transaction Type	Date	Reference	Payments
Accounts Payable	One-Time Check	9/18/2007	PATIENT REFUND	\$89.50
Accounts Payable	One-Time Check	9/18/2007	PATIENT REFUND	\$235.41
Accounts Payable	One-Time Check	9/18/2007	PATIENT REFUND	\$18.79
Accounts Payable	One-Time Check	9/18/2007	PATIENT REFUND	\$59.74
Accounts Payable	One-Time Check	9/18/2007	PATIENT REFUND	\$960.59
Accounts Payable	One-Time Check	9/18/2007	PATIENT REFUND	\$35.10
Accounts Payable	One-Time Check	9/18/2007	PATIENT REFUND	\$670.00
Accounts Payable	One-Time Check	9/18/2007	PATIENT REFUND	\$907.12
Accounts Payable	One-Time Check	9/18/2007	PATIENT REFUND	\$70.00
Accounts Payable	One-Time Check	9/18/2007	PATIENT REFUND	\$86.16
Accounts Payable	One-Time Check	9/18/2007	PATIENT REFUND	\$30.61
Accounts Payable	One-Time Check	9/18/2007	PATIENT REFUND	\$192.28
Accounts Payable	One-Time Check	9/18/2007	PATIENT REFUND	\$309.64
Accounts Payable	One-Time Check	9/18/2007	PATIENT REFUND	\$64.07
Accounts Payable	One-Time Check	9/18/2007	PATIENT REFUND	\$229.20
Accounts Payable	One-Time Check	9/18/2007	PATIENT REFUND	\$949.87
Accounts Payable	One-Time Check	9/18/2007	PATIENT REFUND	\$60.93
Accounts Payable	One-Time Check	9/18/2007	PATIENT REFUND	\$305.81
Accounts Payable	One-Time Check	9/18/2007	PATIENT REFUND	\$875.23
Accounts Payable	One-Time Check	9/18/2007	PATIENT REFUND	\$103.05
Accounts Payable	One-Time Check	9/18/2007	PATIENT REFUND	\$300.40
Accounts Payable	One-Time Check	9/18/2007	PATIENT REFUND	\$294.65
Accounts Payable	One-Time Check	9/18/2007	PATIENT REFUND	\$247.77
Accounts Payable	One-Time Check	9/18/2007	PATIENT REFUND	\$35.27
Accounts Payable	One-Time Check	9/18/2007	PATIENT REFUND	\$176.01
Accounts Payable	One-Time Check	9/18/2007	PATIENT REFUND	\$87.41
Accounts Payable	One-Time Check	9/18/2007	PATIENT REFUND	\$248.48
Accounts Payable	One-Time Check	9/18/2007	PATIENT REFUND	\$50.00
Accounts Payable	One-Time Check	9/18/2007	PATIENT REFUND	\$322.76
Accounts Payable	One-Time Check	9/18/2007	PATIENT REFUND	\$1,147.77
Accounts Payable	One-Time Check	9/18/2007	PATIENT REFUND	\$225.26
Accounts Payable	One-Time Check	9/18/2007	PATIENT REFUND	\$983.84
Accounts Payable	One-Time Check	9/18/2007	PATIENT REFUND	\$19.91
Accounts Payable	One-Time Check	9/18/2007	PATIENT REFUND	\$20.00
Accounts Payable	One-Time Check	9/18/2007	PATIENT REFUND	\$221.64
Accounts Payable	One-Time Check	9/18/2007	PATIENT REFUND	\$21.34
Accounts Payable	One-Time Check	9/18/2007	PATIENT REFUND	\$752.45
Accounts Payable	One-Time Check	9/18/2007	PATIENT REFUND	\$20.00

**Montgomery County Hospital District
CASH DISBURSEMENT JOURNALS
BOARD MEETING 09/18/2007 - PATIENT REFUNDS**

Source	Transaction Type	Date	Reference	Payments
Accounts Payable	One-Time Check	9/18/2007	PATIENT REFUND	\$20.00
Accounts Payable	One-Time Check	9/18/2007	PATIENT REFUND	\$206.45
Accounts Payable	One-Time Check	9/18/2007	PATIENT REFUND	\$302.42
Accounts Payable	One-Time Check	9/18/2007	PATIENT REFUND	\$350.98
Accounts Payable	One-Time Check	9/18/2007	PATIENT REFUND	\$1,246.89

Total Payments: \$13,554.80

Montgomery County Hospital District
Invoice Expense Allocation Report
BOARD MEETING 09/18/07

<u>Vendor Name</u>	<u>Invoice Date</u>	<u>Invoice No.</u>	<u>Description</u>	<u>Account No.</u>	<u>Account Description</u>	<u>Amount</u>
200 RIVERPOINTE	09/05/07	2007-204	BUILDOUT OF SUITE 204	10-02-55450	Leases/Contracts - Buildings-PA	\$3,162.50
Totals for 200 RIVERPOINTE:						\$3,162.50
ACCURINT-ACCT#1171610	08/31/07	1171610-20070831	BILLING: 08/01/07 - 08/31/07	10-02-57100	Professional Fees-PA	\$1,114.25
Totals for ACCURINT-ACCT#1171610:						\$1,114.25
AIR TEXAS MECHANICAL, INC	08/30/07	36213	COMMERCIAL SERVICE 91	10-15-57100	Professional Fees-IS	\$320.00
Totals for AIR TEXAS MECHANICAL, INC:						\$320.00
ALADIN MOVING, INC.	08/23/07	8353	EMS MOVE	10-07-55600	Maintenance & Repairs-Buildings-EMS	\$350.00
	08/13/07	8161	EMS MOVE	10-07-55600	Maintenance & Repairs-Buildings-EMS	\$180.00
Totals for ALADIN MOVING, INC.:						\$530.00
AVIS RENT A CAR SYSTEM	08/03/07	U201273494	ACCT AV62485-83-0000-4	10-04-58600	Travel Expenses-Radio	\$298.22
	07/27/07	U236789991	ACCT AV62485-83-0000-4	10-04-58600	Travel Expenses-Radio	\$298.97
Totals for AVIS RENT A CAR SYSTEM:						\$597.19
BAXTER ANESTHESIA & CRITICAL CARE	08/17/07	83942250	ACCT 36861462	10-07-54000	Drug Supplies-EMS	\$255.00
Totals for BAXTER ANESTHESIA & CRITICAL CARE:						\$255.00
BAXTER HEALTHCARE CORP.	08/11/07	83800977	ACCT 34221685	10-07-53900	Disposable Medical Supplies-EMS	\$1,539.33
	08/18/07	83959944	ACCT 34221685	10-07-53900	Disposable Medical Supplies-EMS	\$1,651.50
Totals for BAXTER HEALTHCARE CORP.:						\$3,190.83
BILMAR GRAPHICS & DESIGNS	08/02/07	1300	WOMEN'S POLO	10-07-58700	Uniforms-EMS	\$601.75
Totals for BILMAR GRAPHICS & DESIGNS:						\$601.75
BOON-CHAPMAN	08/28/07	MARCH 2007	CASE MGMT FEES	10-02-55700	Management Fees-PA	\$1,281.25
	08/28/07	APRIL 2007	CASE MGMT / MEDICAL REVIEWS	10-02-55700	Management Fees-PA	\$3,314.50
	08/28/07	MAY 2007	CASE MGMT / MEDICAL REVIEWS	10-02-55700	Management Fees-PA	\$3,035.25
	08/28/07	JUNE 2007	CASE MGMT / MEDICAL REVIEWS	10-02-55700	Management Fees-PA	\$4,504.50
	08/28/07	JULY 2007	CASE MGMT / MEDICAL REVIEWS	10-02-55700	Management Fees-PA	\$3,189.00
	08/28/07	RETRO	CASE MGMT FEES	10-02-55700	Management Fees-PA	\$2,156.25
Totals for BOON-CHAPMAN:						\$17,480.75
BOUND TREE MEDICAL, LLC	08/21/07	50534478	ACCT 109723	10-07-53900	Disposable Medical Supplies-EMS	\$3,178.03
				10-07-54200	Durable Medical Equipment-EMS	\$341.34
	08/28/07	50539132	ACCT 109723	10-07-53900	Disposable Medical Supplies-EMS	\$184.10
	08/27/07	50538550	ACCT 109723	10-07-53900	Disposable Medical Supplies-EMS	\$197.12

Montgomery County Hospital District
Invoice Expense Allocation Report
BOARD MEETING 09/18/07

<u>Vendor Name</u>	<u>Invoice Date</u>	<u>Invoice No.</u>	<u>Description</u>	<u>Account No.</u>	<u>Account Description</u>	<u>Amount</u>
	08/03/07	50526326	ACCT 109723	10-07-53900	Disposable Medical Supplies-EMS	\$650.00
	08/28/07	50539704	ACCT 109723	10-07-54200	Durable Medical Equipment-EMS	\$300.60
					Totals for BOUND TREE MEDICAL, LLC:	\$4,851.19
C & H DISTRIBUTORS, INC.	08/28/07	10267124	PLATFORM TRUCK	10-15-57750	Small Equipment & Furniture-IS	\$139.23
	08/20/07	10261133	ACCT 01646028	10-07-57750	Small Equipment & Furniture-EMS	\$383.48
					Totals for C & H DISTRIBUTORS, INC.:	\$522.71
CALDWELL COUNTRY CHEVROLET	07/25/07	8D105490	2007 CHEVY UPLANDER	10-01-52750	Capital Purchases / Fixed Assets-Admin	\$21,235.00
	07/25/07	8D105416	2007 CHEVY UPLANDER	10-01-52750	Capital Purchases / Fixed Assets-Admin	\$21,235.00
					Totals for CALDWELL COUNTRY CHEVROLET:	\$42,470.00
CARMOUCHE, GARY	09/07/07	09072007	EMPLOYEE RECOGNITION LUNCH	10-10-54450	Employee Recognition-Fleet	\$62.43
					Totals for CARMOUCHE, GARY:	\$62.43
CAUFIELD, RUSTY	09/05/07	09052007	MILEAGE REIMBURSEMENT	10-04-56200	Mileage Reimbursements-Radio	\$22.29
					Totals for CAUFIELD, RUSTY:	\$22.29
CDW GOVERNMENT, INC.	08/17/07	GLZ6476	BARRACUDA MESSAGE ARCHIVER	10-15-52750	Capital Purchases / Fixed Assets-IS	\$17,485.00
	08/17/07	GMF2083	BOUNCEBACK PRO STAND ALONE	10-02-53050	Computer Software-PA	\$420.00
	08/17/07	GLZ7040	PRIMERA TUFFCOAT CD-R	10-01-56300	Office Supplies-Admin	\$60.00
	08/08/07	GJZ2973	CISCO CAT3750	10-15-52750	Capital Purchases / Fixed Assets-IS	\$7,929.20
	08/14/07	GKZ1146	CISCO WARRANTY	10-15-52750	Capital Purchases / Fixed Assets-IS	\$1,010.00
	08/08/07	GJS0578	ADOBE ACROBAT PRO	10-02-53050	Computer Software-PA	\$1,740.33
	08/06/07	GJD6467	19" LCD	10-15-57750	Small Equipment & Furniture-IS	\$1,120.00
	08/09/07	GKH8182	PRIMERA BRAVO II DVD-R	10-15-52750	Capital Purchases / Fixed Assets-IS	\$2,100.00
	08/23/07	GNM4615	LVO T60P 100GB	10-15-52750	Capital Purchases / Fixed Assets-IS	\$2,020.00
	08/23/07	GNM4608	NEC NP60 XGA	10-15-52750	Capital Purchases / Fixed Assets-IS	\$1,250.00
	09/22/07	GMW5527	ADOBE ACROBAT PRO	10-15-53050	Computer Software-IS	\$773.48
				10-04-53050	Computer Software-Radio	\$193.37
				10-01-53050	Computer Software-Admin	\$193.37
	08/21/07	GMS8561	APC BACKUPS	10-11-52750	Capital Purchases / Fixed Assets-Bill	\$500.00
	08/21/07	GMS7685	APC BACKUPS	10-01-53100	Computer Supplies/Non-Cap.-Admin	\$625.00
	08/21/07	GMQ7581	BCD996T SCANNER RADIO	10-01-56300	Office Supplies-Admin	\$600.00
	08/16/07	GLW2061	PRIMERA DVD-R	10-01-56300	Office Supplies-Admin	\$65.00
				10-09-53100	Computer Supplies/Non-Cap.-Clini	\$60.00
	08/14/07	GLB5517	LVO T60 6CELL BATTERY	10-15-53100	Computer Supplies/Non-Cap.-IS	\$150.00
	08/14/07	GLB1153	HITACHI 7K1000	10-15-53100	Computer Supplies/Non-Cap.-IS	\$830.00
	08/15/07	GLK3571	500GB FREEAGENT BARACUDA	10-01-56300	Office Supplies-Admin	\$1,470.00
	08/13/07	GKW9486	SANDISK 2GB CF CARD	10-09-53000	Computer Maintenance-Clini	\$650.00
	08/28/07	GPL5342	NEC 3 YR EXT WARRANTY	10-15-52750	Capital Purchases / Fixed Assets-IS	\$200.00
	08/24/07	GNN1576	ACRONIS TRUE IMAGE	10-02-53050	Computer Software-PA	\$560.00
	08/28/07	GPD6356	LVO 3 RY ONSITE WARRANTY	10-15-52750	Capital Purchases / Fixed Assets-IS	\$125.00

Montgomery County Hospital District
Invoice Expense Allocation Report
BOARD MEETING 09/18/07

<u>Vendor Name</u>	<u>Invoice Date</u>	<u>Invoice No.</u>	<u>Description</u>	<u>Account No.</u>	<u>Account Description</u>	<u>Amount</u>
	08/28/07	GPL4795	NEC 3 YR EXT WARRANTY	10-02-52750	Capital Purchases / Fixed Assets-PA	\$185.00
	08/29/07	GPP2732	HP 35X TONER	10-01-56300	Office Supplies-Admin	\$1,350.00
	08/09/07	GKH8636	RS0807-4423	10-04-57225	Radio Repair - Parts-Radio	\$66.41
	08/15/07	GLN6894	RS0807-4423	10-04-57225	Radio Repair - Parts-Radio	\$40.92
	08/14/07	GLG3782	RS0807-4423	10-04-57225	Radio Repair - Parts-Radio	\$163.66
					Totals for CDW GOVERNMENT, INC.:	\$43,935.74
CENTRELEARN SOLUTIONS, LLC	08/27/07	107-112	09/12/07 THRU 10/11/07	10-09-58500	Training/Related Expenses-CE-Clini	\$1,038.08
					Totals for CENTRELEARN SOLUTIONS, LLC:	\$1,038.08
CHAMPION ICE	08/17/07	1586871	RS0807-4441	10-07-57900	Station Supplies-EMS	\$98.70
					Totals for CHAMPION ICE:	\$98.70
CHANNING L. BETE CO., INC.	08/30/07	51688560RI	CUSTOMER 11424528	10-12-52600	Books/Materials-FR	\$475.20
					Totals for CHANNING L. BETE CO., INC.:	\$475.20
COLUMBIA/CONROE REGIONAL HOSPITAL	05/31/07	700110	HOSP 06437	10-07-57300	Recruit/Investigate-EMS	\$400.00
	06/30/07	700110	HOSP 06437	10-07-57300	Recruit/Investigate-EMS	\$320.00
					Totals for COLUMBIA/CONROE REGIONAL HOSPITAL:	\$720.00
COMPLIANCE TESTING SOLUTIONS	05/15/07	C7230	PRE-EMPLOYMENT DRUG SCREEN	10-07-57300	Recruit/Investigate-EMS	\$36.00
	07/05/07	C7379	PRE-EMPLOYMENT DRUG SCREEN	10-07-57300	Recruit/Investigate-EMS	\$90.00
					Totals for COMPLIANCE TESTING SOLUTIONS:	\$126.00
COMTREX COMMUNICATIONS LTD.	08/14/07	4603	RS0707-4411	10-04-57225	Radio Repair - Parts-Radio	\$133.05
					Totals for COMTREX COMMUNICATIONS LTD.:	\$133.05
CONROE AUTO DETAIL	09/06/07	1428	FL0907-1018	10-10-59000	Vehicle-Outside Services-Fleet	\$400.00
					Totals for CONROE AUTO DETAIL:	\$400.00
CONROE FAMILY MEDICINE, PA	06/21/07	MON00000	NEW HIRE PHYSICAL - JUNE 2007	10-07-57300	Recruit/Investigate-EMS	\$340.00
	07/18/07	MON00000	NEW HIRE PHYSICAL - JULY 2007	10-07-57300	Recruit/Investigate-EMS	\$470.00
	08/14/07	MON00000	NEW HIRE PHYSICAL - AUGUST 2007	10-07-57300	Recruit/Investigate-EMS	\$765.00
					Totals for CONROE FAMILY MEDICINE, PA:	\$1,575.00
CONROE WELDING SUPPLY, INC.	08/20/07	CT459982	ACCT 58779200	10-07-56600	Oxygen & Gases-EMS	\$94.60
	08/20/07	CT459983	ACCT 58779200	10-07-56600	Oxygen & Gases-EMS	\$30.80
	08/21/07	CT460050	ACCT 58779200	10-07-56600	Oxygen & Gases-EMS	\$93.30
	08/21/07	PH94365	ACCT 58779200	10-07-56600	Oxygen & Gases-EMS	\$25.34

Montgomery County Hospital District
Invoice Expense Allocation Report
BOARD MEETING 09/18/07

<u>Vendor Name</u>	<u>Invoice Date</u>	<u>Invoice No.</u>	<u>Description</u>	<u>Account No.</u>	<u>Account Description</u>	<u>Amount</u>
	08/21/07	PH94364	ACCT 58779200	10-07-56600	Oxygen & Gases-EMS	\$124.66
	08/24/07	CT460377	ACCT 58779200	10-07-56600	Oxygen & Gases-EMS	\$74.48
	08/24/07	CT460154	ACCT 58779200	10-07-56600	Oxygen & Gases-EMS	\$25.34
	08/27/07	CT460518	ACCT 58779200	10-07-56600	Oxygen & Gases-EMS	\$83.63
	08/22/07	CT460066	ACCT 58779200	10-07-56600	Oxygen & Gases-EMS	\$105.32
	08/06/07	CT458374	ACCT 58779200	10-07-56600	Oxygen & Gases-EMS	\$122.04
	08/14/07	CT459337	ACCT 58779200	10-07-56600	Oxygen & Gases-EMS	\$73.69
	08/23/07	CT460103	ACCT 58779200	10-07-56600	Oxygen & Gases-EMS	\$42.33
	08/15/07	CT459103	ACCT 58779200	10-07-56600	Oxygen & Gases-EMS	\$85.98
	08/15/07	CT459395	ACCT 58779200	10-07-56600	Oxygen & Gases-EMS	\$151.32
	08/09/07	CT458933	ACCT 58779200	10-07-56600	Oxygen & Gases-EMS	\$136.68
	08/09/07	CT458884	ACCT 58779200	10-07-56600	Oxygen & Gases-EMS	\$131.98
	08/07/07	PH77861	ACCT 58779200	10-07-56600	Oxygen & Gases-EMS	\$95.65
	08/06/07	CT458625	ACCT 58779200	10-07-56600	Oxygen & Gases-EMS	\$136.68
	08/09/07	CT458821	ACCT 58779200	10-07-56600	Oxygen & Gases-EMS	\$88.33
	08/08/07	CT458653	ACCT 58779200	10-07-56600	Oxygen & Gases-EMS	\$85.98
	08/01/07	CT458131	ACCT 58779200	10-07-56600	Oxygen & Gases-EMS	\$47.30
	08/01/07	CT458120	ACCT 58779200	10-07-56600	Oxygen & Gases-EMS	\$47.30
	08/14/07	PH94336	ACCT 58779200	10-07-56600	Oxygen & Gases-EMS	\$54.35
	08/14/07	PH94335	ACCT 58779200	10-07-56600	Oxygen & Gases-EMS	\$30.31
	08/13/07	CT459180	ACCT 58779200	10-07-56600	Oxygen & Gases-EMS	\$144.00
	08/28/07	PH94391	ACCT 58779200	10-07-56600	Oxygen & Gases-EMS	\$68.99
	08/28/07	PH94392	ACCT 58779200	10-07-56600	Oxygen & Gases-EMS	\$52.00
	08/31/07	CT461051	ACCT 58779200	10-07-56600	Oxygen & Gases-EMS	\$107.67
	08/31/07	CT460967	ACCT 58779200	10-07-56600	Oxygen & Gases-EMS	\$27.96
	08/17/07	CT459159	ACCT 58779200	10-07-56600	Oxygen & Gases-EMS	\$88.33
	08/16/07	CT459485	ACCT 58779200	10-07-56600	Oxygen & Gases-EMS	\$93.30
	08/30/07	CT460978	ACCT 58779200	10-07-56600	Oxygen & Gases-EMS	\$224.25
	08/17/07	CT459653	ACCT 58779200	10-07-56600	Oxygen & Gases-EMS	\$249.93
	08/10/07	CT459001	ACCT 58779200	10-07-56600	Oxygen & Gases-EMS	\$124.66
	08/02/07	CT458313	ACCT 58779200	10-07-56600	Oxygen & Gases-EMS	\$197.32
	08/22/07	CT456264	ACCT 58779200	10-07-54200	Durable Medical Equipment-EMS	\$173.40
	08/20/07	CT459948	ACCT 58779200	10-07-56600	Oxygen & Gases-EMS	\$291.04
	08/20/07	C92983	ACCT 58779200	10-07-56600	Oxygen & Gases-EMS	\$290.10
	08/16/07	CT459739	ACCT 58779200	10-07-56600	Oxygen & Gases-EMS	\$65.32
	08/16/07	CT459739	ACCT 58779200	10-07-56600	Oxygen & Gases-EMS	\$277.61
	08/16/07	CT459739	ACCT 58779200	10-07-56600	Oxygen & Gases-EMS	\$293.94
	08/16/07	CT459739	ACCT 58779200	10-07-56600	Oxygen & Gases-EMS	\$48.99
					Totals for CONROE WELDING SUPPLY, INC.:	\$4,806.20
CSC CREDIT SERVICES	08/31/07	2845601	CUSTOMER 605MH50179	10-02-57100	Professional Fees-PA	\$357.91
					Totals for CSC CREDIT SERVICES:	\$357.91
CSDS MEDICAL WASTE	08/17/07	472	MEDICAL WASTE PICK-UP	10-07-52500	Bio-Waste Removal-EMS	\$847.50
					Totals for CSDS MEDICAL WASTE:	\$847.50

Montgomery County Hospital District
Invoice Expense Allocation Report
BOARD MEETING 09/18/07

<u>Vendor Name</u>	<u>Invoice Date</u>	<u>Invoice No.</u>	<u>Description</u>	<u>Account No.</u>	<u>Account Description</u>	<u>Amount</u>
CUMMINS SOUTHERN PLAINS, LTD.	08/21/07	061-84534	FL0807-1079	10-10-59050	Vehicle-Parts-Fleet	\$492.38
Totals for CUMMINS SOUTHERN PLAINS, LTD.:						\$492.38
CURRY, KELLY	08/23/07	08232007	MILEAGE REIMB - HURRICANE PREP	10-01-56200	Mileage Reimbursements-Admin	\$30.07
Totals for CURRY, KELLY:						\$30.07
DAILEY WELLS COMMUNICATION	09/04/07	07GB85235	RS0807-4425	10-04-53100	Computer Supplies/Non-Cap.-Radio	\$598.69
Totals for DAILEY WELLS COMMUNICATION:						\$598.69
DANIEL OFFICE PRODUCTS	08/27/07	3651CM	INV 66479	10-15-57750	Small Equipment & Furniture-IS	(\$525.00)
	08/14/07	66147	HCAP FURNITURE - SUITE 204	10-02-52750	Capital Purchases / Fixed Assets-PA	\$2,517.62
	08/14/07	66148	ADMIN OFFICE FURNITURE	10-01-57750	Small Equipment & Furniture-Admin	\$1,052.62
				10-15-57750	Small Equipment & Furniture-IS	\$1,518.36
	08/17/07	66479	DRY-ERASE BOARDS	10-15-57750	Small Equipment & Furniture-IS	\$881.00
	08/24/07	66999	MARKER BOARDS	10-15-57750	Small Equipment & Furniture-IS	\$460.71
	08/30/07	67422	MEETING RM FURNITURE	10-15-57750	Small Equipment & Furniture-IS	\$768.00
Totals for DANIEL OFFICE PRODUCTS:						\$6,673.31
DANTOM SYSTEMS, INC	08/31/07	DSI1053181	AUGUST 2007 SERVICES	10-11-57100	Professional Fees-Bill	\$4,990.26
Totals for DANTOM SYSTEMS, INC:						\$4,990.26
DECAL APPLICATION SYSTEMS	09/05/07	305	FL0907-1001	10-10-59000	Vehicle-Outside Services-Fleet	\$326.00
Totals for DECAL APPLICATION SYSTEMS:						\$326.00
DELACERDA, VERONICA	08/31/07	08312007	MILEAGE REIMB - DISASTER RECOVERY	10-02-56200	Mileage Reimbursements-PA	\$9.70
Totals for DELACERDA, VERONICA:						\$9.70
DELL MARKETING, LP	08/07/07	XC4J3K767	ULTRASHARP 1907FPV	10-15-57750	Small Equipment & Furniture-IS	\$3,180.00
	08/07/07	XC4J3JK5	ULTRASHARP 1907FPV	10-15-57750	Small Equipment & Furniture-IS	\$3,180.00
	08/21/07	XC551J792	OPTIPLEX 745	10-15-52750	Capital Purchases / Fixed Assets-IS	\$6,811.20
	08/16/07	XC4X7JD48	PRECISION 390 MINI TOWER	10-15-52750	Capital Purchases / Fixed Assets-IS	\$7,127.00
	08/16/07	XC4XC5861	OPTIPLEX 745	10-15-52750	Capital Purchases / Fixed Assets-IS	\$3,910.50
	08/27/07	XC59JJ1M3	OPTIPLEX 745	10-15-52750	Capital Purchases / Fixed Assets-IS	\$6,203.00
Totals for DELL MARKETING, LP:						\$30,411.70
DEMONTTROND	08/15/07	450321	FL0807-1042	10-10-59050	Vehicle-Parts-Fleet	\$39.08
	08/15/07	450319	FL0807-1037	10-10-59050	Vehicle-Parts-Fleet	\$39.20
	08/15/07	450309	FL0807-1036	10-10-59050	Vehicle-Parts-Fleet	\$100.71
	08/22/07	450643-1	FL0807-1090	10-10-59050	Vehicle-Parts-Fleet	\$70.57

Montgomery County Hospital District
Invoice Expense Allocation Report
BOARD MEETING 09/18/07

<u>Vendor Name</u>	<u>Invoice Date</u>	<u>Invoice No.</u>	<u>Description</u>	<u>Account No.</u>	<u>Account Description</u>	<u>Amount</u>
	08/17/07	260198	FL0807-1083	10-10-59050	Vehicle-Parts-Fleet	\$0.90
	08/20/07	450527	FL0807-1084	10-10-59050	Vehicle-Parts-Fleet	\$1.31
	08/21/07	450604	FL0807-1078	10-10-59050	Vehicle-Parts-Fleet	\$67.42
	08/20/07	450541	FL0807-1075	10-10-59050	Vehicle-Parts-Fleet	\$432.60
	08/17/07	450461	FL0807-1064	10-10-59050	Vehicle-Parts-Fleet	\$823.88
	08/30/07	451192	FL0807-1128	10-10-59050	Vehicle-Parts-Fleet	\$32.72
	09/05/07	451338	FL0907-1009	10-10-59050	Vehicle-Parts-Fleet	\$31.52
					Totals for DEMONTROND:	\$1,639.91
DOXTEK	08/24/07	10086	CANON DR7580 SCANNER	10-15-57750	Small Equipment & Furniture-IS	\$6,400.00
					Totals for DOXTEK:	\$6,400.00
DP ELECTRONICS, LP	07/20/07	5982	RS0707-4422	10-04-55600	Maintenance & Repairs-Buildings-Radio	\$5,556.00
					Totals for DP ELECTRONICS, LP:	\$5,556.00
DRIVERTECH, INC.	08/20/07	INV00905	ADMIN0407-0122 - MDT	10-07-52750	Capital Purchases / Fixed Assets-EMS	\$51,867.66
					Totals for DRIVERTECH, INC.:	\$51,867.66
EMDEON BUSINESS SERVICES	07/31/07	10002184	07/01/07 THRU 07/31/07	10-02-57100	Professional Fees-PA	\$1,417.80
					Totals for EMDEON BUSINESS SERVICES:	\$1,417.80
ENVIRONMENTAL, RISK MANAGEMENT & SAFETY, IN	08/20/07	27759	OSHA & EPA MONTHLY MAINT	10-10-57100	Professional Fees-Fleet	\$100.00
					Totals for ENVIRONMENTAL, RISK MANAGEMENT & SAFETY, IN	\$100.00
EVANS, JUSTIN	09/05/07	09052007	MILEAGE REIMBURSEMENT	10-04-56200	Mileage Reimbursements-Radio	\$547.35
					Totals for EVANS, JUSTIN:	\$547.35
FAIRWAY SUPPLY, INC.	08/07/07	485279	DATA TRANSFER CABLE	10-15-53100	Computer Supplies/Non-Cap.-IS	\$391.78
					Totals for FAIRWAY SUPPLY, INC.:	\$391.78
FEDERAL EXPRESS	08/30/07	2-233-99891	ACCT 1670-0125-4	10-09-53400	Courier-Clini	\$26.79
	08/08/07	2-193-55235	ACCT 2319-6903-9	10-04-53400	Courier-Radio	\$7.22
	08/22/07	2-219-47338	ACCT 2319-6903-9	10-04-53400	Courier-Radio	\$63.73
					Totals for FEDERAL EXPRESS:	\$97.74
FERNO - WASHINGTON	08/10/07	590591	CUSTOMER 1 3838700	10-07-53900	Disposable Medical Supplies-EMS	\$421.00
					Totals for FERNO - WASHINGTON:	\$421.00

Montgomery County Hospital District
Invoice Expense Allocation Report
BOARD MEETING 09/18/07

<u>Vendor Name</u>	<u>Invoice Date</u>	<u>Invoice No.</u>	<u>Description</u>	<u>Account No.</u>	<u>Account Description</u>	<u>Amount</u>
FLEET SAFETY EQUIPMENT, INC.	08/14/07	14026	RS0807-4427	10-04-57225	Radio Repair - Parts-Radio	\$232.80
	08/24/07	14135	RS0807-4447	10-04-57225	Radio Repair - Parts-Radio	\$169.80
	08/24/07	14141	RS0807-4450	10-07-57225	Radio Repair - Parts-EMS	\$183.00
Totals for FLEET SAFETY EQUIPMENT, INC.:						\$585.60
FLEETEYES TRACKING SERVICES, LTD	09/01/07	MCHD2	08/01/07 THRU 08/31/07	10-15-57100	Professional Fees-IS	\$190.00
Totals for FLEETEYES TRACKING SERVICES, LTD:						\$190.00
FLOTEC, INC	08/23/07	46076	CUSTOMER 12 13159500	10-07-57650	Repair-Equipment-EMS	\$90.00
Totals for FLOTEC, INC:						\$90.00
FMR, INC.	06/27/07	G-0541	RS0607-4451 / VHF M71100 & UHF M7100	10-07-52750	Capital Purchases / Fixed Assets-EMS	\$9,038.00
	08/10/07	G-0693	RS0807-4414	10-07-57200	Radio Repairs - Outsourced (Depot)-EMS	\$60.00
	08/10/07	G-0687	RS0807-4407	10-04-57200	Radio Repairs - Outsourced (Depot)-Radio	\$121.00
	08/10/07	G-0691	RS0807-4408	10-04-57200	Radio Repairs - Outsourced (Depot)-Radio	\$113.50
	08/10/07	G-0689	RS0807-4409	10-04-57200	Radio Repairs - Outsourced (Depot)-Radio	\$111.50
	08/10/07	G-0692	RS0807-4410	10-04-57200	Radio Repairs - Outsourced (Depot)-Radio	\$113.00
	08/10/07	G-0686	RS0807-4411	10-04-57200	Radio Repairs - Outsourced (Depot)-Radio	\$126.00
	08/10/07	G-0688	RS0807-4412	10-04-57200	Radio Repairs - Outsourced (Depot)-Radio	\$192.00
	08/10/07	G-0690	RS0807-4413	10-04-57200	Radio Repairs - Outsourced (Depot)-Radio	\$52.00
	08/29/07	G-0752	RS0807-4426	10-04-57225	Radio Repair - Parts-Radio	\$55.00
	08/03/07	G-0652	RS0707-4432	10-07-57200	Radio Repairs - Outsourced (Depot)-EMS	\$78.00
	08/03/07	G-0653	RS0707-4427	10-07-57200	Radio Repairs - Outsourced (Depot)-EMS	\$6.00
	08/03/07	G-0651	RS0707-4429	10-04-57200	Radio Repairs - Outsourced (Depot)-Radio	\$52.00
	08/02/07	G-0650	RS0707-4435	10-04-57200	Radio Repairs - Outsourced (Depot)-Radio	\$88.00
	08/02/07	G-0649	RS0707-4436	10-04-57200	Radio Repairs - Outsourced (Depot)-Radio	\$113.00
	08/14/07	G-0702	RS0707-4437	10-04-57200	Radio Repairs - Outsourced (Depot)-Radio	\$210.00
	08/30/07	G-0768	RS0807-4432	10-07-57200	Radio Repairs - Outsourced (Depot)-EMS	\$84.00
	08/30/07	G-0763	RS0807-4433	10-07-57200	Radio Repairs - Outsourced (Depot)-EMS	\$72.80
	08/30/07	G-0764	RS0807-4434	10-07-57200	Radio Repairs - Outsourced (Depot)-EMS	\$72.80
	08/30/07	G-0767	RS0807-4435	10-04-57200	Radio Repairs - Outsourced (Depot)-Radio	\$113.00
	08/30/07	G-0766	RS0807-4436	10-04-57200	Radio Repairs - Outsourced (Depot)-Radio	\$162.00
	08/30/07	G-0765	RS0807-4438	10-04-57200	Radio Repairs - Outsourced (Depot)-Radio	\$52.00
Totals for FMR, INC.:						\$11,085.60
FRAZER, LTD.	08/27/07	31615	FL0807-1102	10-10-59050	Vehicle-Parts-Fleet	\$1.86
	08/17/07	31561	FL0807-1050	10-10-59050	Vehicle-Parts-Fleet	\$442.66
	08/14/07	31527	FL0807-1030	10-10-59050	Vehicle-Parts-Fleet	\$369.82
	08/03/07	31468	FL0807-1006	10-10-59050	Vehicle-Parts-Fleet	\$72.00
	05/01/07	30852	FL0507-1003	10-10-59050	Vehicle-Parts-Fleet	\$510.71
Totals for FRAZER, LTD.:						\$1,397.05
G & K SERVICES	08/08/07	1165225917	FL0807-1041	10-10-55100	Laundry Service & Purchase-Fleet	\$100.23

Montgomery County Hospital District
Invoice Expense Allocation Report
BOARD MEETING 09/18/07

<u>Vendor Name</u>	<u>Invoice Date</u>	<u>Invoice No.</u>	<u>Description</u>	<u>Account No.</u>	<u>Account Description</u>	<u>Amount</u>
	08/29/07	1165237	FL0807-1124	10-10-55100	Laundry Service & Purchase-Fleet	\$114.22
	08/22/07	1165233774	FL0807-1089	10-10-55100	Laundry Service & Purchase-Fleet	\$99.88
	08/15/07	1165229823	FL0807-1081	10-10-55100	Laundry Service & Purchase-Fleet	\$100.00
	09/05/07	1165241640	FL0907-1017	10-10-55100	Laundry Service & Purchase-Fleet	\$112.48
					Totals for G & K SERVICES:	\$526.81
GATEWAY EDI, INC	08/31/07	121Y0807C9	CLAIMS ADJUSTMENT	10-11-57100	Professional Fees-Bill	(\$44.82)
	08/31/07	121Y0807CR	CLAIMS ADJUSTMENT	10-11-57100	Professional Fees-Bill	(\$173.34)
	09/01/07	121Y090700	AUGUST 2007 SERVICES	10-11-57100	Professional Fees-Bill	\$334.36
					Totals for GATEWAY EDI, INC:	\$116.20
GOULD-RODRIGUEZ, MONICA	09/10/07	09102007	EDUCATION REIMBURSEMENT	10-07-58500	Training/Related Expenses-CE-EMS	\$230.40
					Totals for GOULD-RODRIGUEZ, MONICA:	\$230.40
GOVCONNECTION, INC	08/16/07	42329967	DROBO DRO4DU10	10-15-53100	Computer Supplies/Non-Cap.-IS	\$474.05
					Totals for GOVCONNECTION, INC:	\$474.05
GRACEY'S COMMERCIAL CLEANING SERVICE	09/15/07	SEPTEMBER 2007	299 & 301 GEORGE STRAKE	10-07-55600	Maintenance & Repairs-Buildings-EMS	\$316.66
				10-08-55600	Maintenance & Repairs-Buildings-Logis	\$316.67
				10-10-55600	Maintenance & Repairs-Buildings-Fleet	\$316.67
					Totals for GRACEY'S COMMERCIAL CLEANING SERVICE:	\$950.00
GRAINGER	08/28/07	9442678315	FL0807-1116	10-10-59050	Vehicle-Parts-Fleet	\$34.34
	08/16/07	9434287133	FL0807-1045	10-10-59050	Vehicle-Parts-Fleet	\$47.28
					Totals for GRAINGER:	\$81.62
GULLO FORD MERCURY	08/15/07	848035	FL0807-1046	10-10-59050	Vehicle-Parts-Fleet	\$70.42
	08/14/07	847944	FL0807-1039	10-10-59050	Vehicle-Parts-Fleet	\$144.94
	08/14/07	847943	FL0807-1038	10-10-59050	Vehicle-Parts-Fleet	\$262.21
	08/13/07	847645	FL0807-1032	10-10-59050	Vehicle-Parts-Fleet	\$889.29
	08/13/07	847607	FL0807-1031	10-10-59050	Vehicle-Parts-Fleet	\$413.66
	08/02/07	845980	FL0807-1015	10-10-59050	Vehicle-Parts-Fleet	\$124.92
	08/28/07	850285	FL0807-1117	10-10-59050	Vehicle-Parts-Fleet	\$355.92
	08/28/07	850211	FL0807-1112	10-10-59050	Vehicle-Parts-Fleet	\$162.54
	08/28/07	850143	FL0807-1110	10-10-59050	Vehicle-Parts-Fleet	\$168.64
	08/27/07	850123	FL0807-1109	10-10-59050	Vehicle-Parts-Fleet	\$35.65
	08/27/07	849968	FL0807-1104	10-10-59050	Vehicle-Parts-Fleet	\$13.44
	08/24/07	849838	FL0807-1103	10-10-59050	Vehicle-Parts-Fleet	\$45.77
				10-10-57725	Shop Supplies-Fleet	\$12.72
	08/24/07	849807	FL0807-1100	10-10-59050	Vehicle-Parts-Fleet	\$413.66
	08/24/07	849734	FL0807-1099	10-10-56400	Oil & Lubricants-Fleet	\$65.90
	08/23/07	849427	FL0807-1092	10-10-59050	Vehicle-Parts-Fleet	\$286.11

Montgomery County Hospital District
Invoice Expense Allocation Report
BOARD MEETING 09/18/07

<u>Vendor Name</u>	<u>Invoice Date</u>	<u>Invoice No.</u>	<u>Description</u>	<u>Account No.</u>	<u>Account Description</u>	<u>Amount</u>
	08/22/07	849338	FL0807-1091	10-10-59050	Vehicle-Parts-Fleet	\$97.86
	08/22/07	849283	FL0807-1087	10-10-59050	Vehicle-Parts-Fleet	\$4.50
	08/22/07	849246	FL0807-1085	10-10-59050	Vehicle-Parts-Fleet	\$124.92
	08/22/07	849189	FL0807-1080	10-10-59050	Vehicle-Parts-Fleet	\$10.42
	08/21/07	848903	FL0807-1076	10-10-59050	Vehicle-Parts-Fleet	\$19.92
	08/17/07	848515	FL0807-1063	10-10-59050	Vehicle-Parts-Fleet	\$67.22
	08/17/07	848437	FL0807-1061	10-10-59050	Vehicle-Parts-Fleet	\$73.62
	08/16/07	848364	FL0807-1056	10-10-59050	Vehicle-Parts-Fleet	\$571.68
	08/16/07	848197	FL0807-1051	10-10-59050	Vehicle-Parts-Fleet	\$90.00
	08/15/07	848158	FL0807-1048	10-10-59050	Vehicle-Parts-Fleet	\$49.02
	08/10/07	847379	FL0807-1047	10-10-59050	Vehicle-Parts-Fleet	\$439.41
	09/06/07	851565	FL0907-1016	10-10-59050	Vehicle-Parts-Fleet	\$127.00
	09/05/07	851400	FL0907-1014	10-10-59050	Vehicle-Parts-Fleet	\$203.15
	09/05/07	851540	FL0907-1015	10-10-59050	Vehicle-Parts-Fleet	\$659.51
	09/05/07	851386	FL0907-1004	10-10-59050	Vehicle-Parts-Fleet	\$132.86
	09/04/07	851069	FL0907-1008	10-10-59050	Vehicle-Parts-Fleet	\$4.36
					Totals for GULLO FORD MERCURY:	\$6,141.24
HERSHEY LODGE	09/07/07	09072007	K WEBB, C WILLIAMS - ABC CONF	10-11-58600	Travel Expenses-Bill	\$519.93
					Totals for HERSHEY LODGE:	\$519.93
HI-LINE	08/24/07	1920722	FL0807-1094	10-10-57725	Shop Supplies-Fleet	\$357.43
					Totals for HI-LINE:	\$357.43
HOUSTON CHRONICLE, THE	08/03/07	40945941	RENEWAL THRU 09/30/08	10-01-54100	Dues/Subscriptions-Admin	\$186.00
					Totals for HOUSTON CHRONICLE, THE:	\$186.00
HUDSON & O'LEARY, LLP	09/07/07	757	FILE 401.22	10-01-55500	Legal Fees-Admin	\$507.60
	09/07/07	763	FILE 401.01	10-01-55500	Legal Fees-Admin	\$838.50
	09/07/07	755	FILE 401.02	10-01-55500	Legal Fees-Admin	\$138.40
	09/07/07	758	FILE 401.03	10-01-55500	Legal Fees-Admin	\$1,216.39
	09/07/07	761	FILE 401.05	10-01-55500	Legal Fees-Admin	\$370.97
	09/07/07	762	FILE 401.06	10-01-55500	Legal Fees-Admin	\$3,880.50
	09/07/07	759	FILE 401.07	10-01-55500	Legal Fees-Admin	\$78.00
	09/07/07	754	FILE 401.08	10-01-55500	Legal Fees-Admin	\$722.91
	09/07/07	752	FILE 401.09	10-01-55500	Legal Fees-Admin	\$5,848.43
	09/07/07	756	FILE 401.11	10-01-55500	Legal Fees-Admin	\$213.00
	09/07/07	753	FILE 401.12	10-01-55500	Legal Fees-Admin	\$1,579.50
	09/07/07	751	FILE 401.15	10-01-55500	Legal Fees-Admin	\$2,109.30
	09/07/07	760	FILE 401.16	10-01-55500	Legal Fees-Admin	\$78.00
					Totals for HUDSON & O'LEARY, LLP:	\$17,581.50
HYATT REGENCY WASHINGTON, DC ON CAPITAL HILI	09/10/07	H PICHETTE	10/17/07 THRU 10/19/07	10-09-58600	Travel Expenses-Clini	\$649.22

Montgomery County Hospital District
Invoice Expense Allocation Report
BOARD MEETING 09/18/07

<u>Vendor Name</u>	<u>Invoice Date</u>	<u>Invoice No.</u>	<u>Description</u>	<u>Account No.</u>	<u>Account Description</u>	<u>Amount</u>
Totals for HYATT REGENCY WASHINGTON, DC ON CAPITAL HIL						\$649.22
IMPACT PRINTING	08/31/07	19434	A JOHNSON BUSINESS CARDS	10-01-57000	Printing Services-Admin	\$60.00
Totals for IMPACT PRINTING:						\$60.00
INDIGENT HEALTHCARE SOLUTIONS	08/10/07	114401	CONFERENCE CALL / TEST FILE FOR CATALY	10-02-53050	Computer Software-PA	\$375.00
	08/08/07	114398	PRESCRIPTION ASSIST PROGRAM	10-02-53050	Computer Software-PA	\$250.00
	09/01/07	50598	OCTOBER 2007 SERVICES	10-00-14900	Prepaid Expenses-BS	\$9,728.27
Totals for INDIGENT HEALTHCARE SOLUTIONS:						\$10,353.27
INNOVATION FIRST, INC.	07/16/07	25180	ADJ SPLIT SHELF W/ CROSSBAR	10-15-57750	Small Equipment & Furniture-IS	\$306.86
Totals for INNOVATION FIRST, INC.:						\$306.86
INTERFAITH EMP ASSIST CTR	08/30/07	15514	SEPTEMBER 2007	10-01-51700	Health & Dental-Admin	\$36.00
				10-02-51700	Health & Dental-PA	\$32.00
				10-04-51700	Health & Dental-Radio	\$20.00
				10-06-51700	Health & Dental-Alarm	\$104.00
				10-07-51700	Health & Dental-EMS	\$564.00
				10-08-51700	Health & Dental-Logis	\$16.00
				10-09-51700	Health & Dental-Clini	\$28.00
				10-10-51700	Health & Dental-Fleet	\$24.00
				10-11-51700	Health & Dental-Bill	\$36.00
				10-12-51700	Health & Dental-FR	\$4.00
Totals for INTERFAITH EMP ASSIST CTR:						\$864.00
IRON MOUNTAIN	08/31/07	H5482	JK04643 - JK04645	10-01-57550	Rent-Storage Facility-Admin	\$281.99
Totals for IRON MOUNTAIN:						\$281.99
J AND B AUTO SUPPLY	08/27/07	19541	CORE CREDIT	10-10-59050	Vehicle-Parts-Fleet	(\$420.00)
	08/20/07	18025	CORE CREDIT	10-10-59050	Vehicle-Parts-Fleet	(\$560.00)
	08/08/07	15600	CORE CREDIT	10-10-59050	Vehicle-Parts-Fleet	(\$35.20)
	08/02/07	14282	FL0807-1005	10-10-59050	Vehicle-Parts-Fleet	\$30.25
	08/04/07	14790	FL0807-1013	10-10-59050	Vehicle-Parts-Fleet	\$205.61
	08/06/07	15235	FL0807-1018	10-10-59050	Vehicle-Parts-Fleet	\$73.50
	08/06/07	15158	FL0807-1016	10-10-59050	Vehicle-Parts-Fleet	\$215.94
	08/10/07	16273	FL0807-1029	10-10-59050	Vehicle-Parts-Fleet	\$123.04
	08/15/07	17147	FL0807-1043	10-10-59050	Vehicle-Parts-Fleet	\$60.61
				10-10-57725	Shop Supplies-Fleet	\$419.70
	08/14/07	17080	FL0807-1035	10-10-56400	Oil & Lubricants-Fleet	\$23.94
	08/16/07	17425	FL0807-1053	10-10-58900	Vehicle-Batteries-Fleet	\$1,175.84
	08/16/07	17444	FL0807-1052	10-10-59050	Vehicle-Parts-Fleet	\$9.75
				10-10-57700	Shop Tools-Fleet	\$164.14

Montgomery County Hospital District
Invoice Expense Allocation Report
BOARD MEETING 09/18/07

<u>Vendor Name</u>	<u>Invoice Date</u>	<u>Invoice No.</u>	<u>Description</u>	<u>Account No.</u>	<u>Account Description</u>	<u>Amount</u>
	08/15/07	17282	FL0807-1049	10-10-59050	Vehicle-Parts-Fleet	\$1,680.38
	08/17/07	17748	FL0807-1065	10-10-59050	Vehicle-Parts-Fleet	\$2.86
	08/17/07	17606	FL0807-1060	10-10-59050	Vehicle-Parts-Fleet	\$8.34
	08/23/07	18963	FL0807-1093	10-10-59050	Vehicle-Parts-Fleet	\$44.94
	08/18/07	17942	FL0807-1072	10-10-59050	Vehicle-Parts-Fleet	\$58.88
	08/18/07	17829	FL0807-1071	10-10-59050	Vehicle-Parts-Fleet	\$20.70
	08/17/07	17815	FL0807-1070	10-10-59050	Vehicle-Parts-Fleet	\$85.00
	08/17/07	17812	FL0807-1069	10-10-59000	Vehicle-Outside Services-Fleet	\$253.55
	08/20/07	18027	FL0807-1068	10-10-59000	Vehicle-Outside Services-Fleet	\$253.55
	08/20/07	18202	FL0807-1077	10-10-59050	Vehicle-Parts-Fleet	\$299.53
	08/22/07	18652	FL0807-1088	10-10-59050	Vehicle-Parts-Fleet	\$18.45
	08/27/07	19648	FL0807-1108	10-10-59050	Vehicle-Parts-Fleet	\$6.36
				10-10-57725	Shop Supplies-Fleet	\$5.29
	08/24/07	19043	FL0807-1097	10-10-59050	Vehicle-Parts-Fleet	\$28.27
	08/24/07	19032	FL0807-1095	10-10-59050	Vehicle-Parts-Fleet	\$14.54
	08/28/07	19808	FL0807-1114	10-10-59050	Vehicle-Parts-Fleet	\$130.34
	08/28/07	19805	FL0807-1113	10-10-57725	Shop Supplies-Fleet	\$6.76
				10-10-57700	Shop Tools-Fleet	\$7.98
	08/27/07	19698	FL0807-1111	10-10-59050	Vehicle-Parts-Fleet	\$23.64
	08/29/07	20014	FL0807-1120	10-10-57700	Shop Tools-Fleet	\$31.96
	08/28/07	19810	FL0807-1119	10-10-59050	Vehicle-Parts-Fleet	\$646.18
	08/28/07	19973	FL0807-1121	10-10-59050	Vehicle-Parts-Fleet	\$41.28
	08/30/07	20318	FL0807-1126	10-10-59050	Vehicle-Parts-Fleet	\$8.08
	08/31/07	20620	FL0807-1129	10-10-57725	Shop Supplies-Fleet	\$8.99
					Totals for J AND B AUTO SUPPLY:	\$5,172.97
JOHNSON, ALLEN	08/27/07	08272007	MILEAGE REIMBURSEMENT - INDIGENT MTC	10-02-56200	Mileage Reimbursements-PA	\$40.55
					Totals for JOHNSON, ALLEN:	\$40.55
JONES OIL, INC.	08/29/07	280149	FL0807-1125	10-10-56400	Oil & Lubricants-Fleet	\$606.86
	08/09/07	278423	FL0807-1026	10-10-56400	Oil & Lubricants-Fleet	\$1,345.15
	08/08/07	278189	FL0807-1024	10-10-56400	Oil & Lubricants-Fleet	\$1,246.50
					Totals for JONES OIL, INC.:	\$3,198.51
KENNEDY, CYNTHIA	08/27/07	08272007	EDUCATION REIMBURSEMENT	10-07-58500	Training/Related Expenses-CE-EMS	\$86.40
					Totals for KENNEDY, CYNTHIA:	\$86.40
KOLOR KOATED, INC.	08/28/07	71139	PARAMEDIC III BADGE	10-07-58700	Uniforms-EMS	\$67.90
	08/30/07	71140	SILVER PARAMEDIC BADGE	10-07-58700	Uniforms-EMS	\$380.00
	08/30/07	71140	ATTENDANT BADGES	10-07-58700	Uniforms-EMS	\$380.00
					Totals for KOLOR KOATED, INC.:	\$827.90
KROGER-SOUTHWEST KMA	08/11/07	648746	CUSTOMER H31970	10-06-55900	Meals - Business and Travel-Alarm	\$25.93

Montgomery County Hospital District
Invoice Expense Allocation Report
BOARD MEETING 09/18/07

<u>Vendor Name</u>	<u>Invoice Date</u>	<u>Invoice No.</u>	<u>Description</u>	<u>Account No.</u>	<u>Account Description</u>	<u>Amount</u>
	08/11/07	649210	CUSTOMER H31970	10-09-55900	Meals - Business and Travel-Clini	\$30.15
	08/11/07	719726	CUSTOMER H31970	10-01-54450	Employee Recognition-Admin	\$200.00
					Totals for KROGER-SOUTHWEST KMA:	\$256.08
LAW ENFORCEMENT SUPPLY, INC.	08/22/07	44177	RS0807-4439	10-04-57225	Radio Repair - Parts-Radio	\$45.89
					Totals for LAW ENFORCEMENT SUPPLY, INC.:	\$45.89
LEWIS, BRETT	06/21/07	06212007	PER DIEM - M/A COM TRAINING	10-04-58600	Travel Expenses-Radio	\$242.00
					Totals for LEWIS, BRETT:	\$242.00
LIBERTY OFFICE PRODUCTS	06/21/07	418608	INV 418608 / KH0407-7021	10-09-56300	Office Supplies-Clini	(\$37.59)
	08/21/07	427821	INV 13934 / KH0407-7033	10-12-56300	Office Supplies-FR	(\$37.59)
	08/27/07	33006	CUSTOMER 79203	10-06-56300	Office Supplies-Alarm	\$35.07
	08/27/07	33005	CUSTOMER 79203	10-06-56300	Office Supplies-Alarm	\$13.98
	08/27/07	32990	CUSTOMER 79203	10-04-56300	Office Supplies-Radio	\$67.78
				10-10-56300	Office Supplies-Fleet	\$30.58
	08/15/07	31518	CUSTOMER 79203	10-02-56300	Office Supplies-PA	\$302.72
	08/31/07	33631	CUSTOMER 79203	10-15-57750	Small Equipment & Furniture-IS	\$99.99
	08/16/07	31620	CUSTOMER 79203	10-07-56300	Office Supplies-EMS	\$166.16
	08/30/07	33517	CUSTOMER 79203	10-07-56300	Office Supplies-EMS	\$127.98
	08/16/07	31754	CUSTOMER 79203	10-01-56300	Office Supplies-Admin	\$1,056.24
	08/23/07	32658	CUSTOMER 79203	10-06-57750	Small Equipment & Furniture-Alarm	\$469.96
	08/17/07	31928	CUSTOMER 79203	10-02-56300	Office Supplies-PA	\$36.44
	08/17/07	31794	CUSTOMER 79203	10-11-56300	Office Supplies-Bill	\$181.65
	08/17/07	31796	CUSTOMER 79203	10-11-57750	Small Equipment & Furniture-Bill	\$379.98
	08/20/07	32035	CUSTOMER 79203	10-07-56300	Office Supplies-EMS	\$35.08
	08/20/07	32033	CUSTOMER 79203	10-15-57750	Small Equipment & Furniture-IS	\$252.65
					Totals for LIBERTY OFFICE PRODUCTS:	\$3,181.08
LINEBARGER GOGGAN BLAIR & SAMPSON, LLP	07/30/07	EMMOR01 7 2007	07/03/07 THRU 07/30/07	10-11-52900	Collection Fees-Bill	\$12,558.84
					Totals for LINEBARGER GOGGAN BLAIR & SAMPSON, LLP:	\$12,558.84
LOCK DOCTOR, THE	09/05/07	11305	DUPLICATE KEYS	10-02-55600	Maintenance & Repairs-Buildings-PA	\$96.50
					Totals for LOCK DOCTOR, THE:	\$96.50
LONE STAR UNIFORMS	08/09/07	73902	DEPARTMENT PURCHASE	10-07-58700	Uniforms-EMS	\$164.25
	08/06/07	73565	DEPARTMENT PURCHASE	10-07-58700	Uniforms-EMS	\$1,481.00
	08/18/07	74634	KING, KERRI	10-07-58700	Uniforms-EMS	\$247.95
	08/27/07	75482	KING, KERRI	10-07-58700	Uniforms-EMS	\$40.45
	08/18/07	74636	CHANCE, JUSTIN	10-07-58700	Uniforms-EMS	\$240.00
	08/27/07	75489	CHANCE, JUSTIN	10-07-58700	Uniforms-EMS	\$98.35
	08/27/07	75483	HICKS, RACHEL	10-07-58700	Uniforms-EMS	\$48.40

Montgomery County Hospital District
Invoice Expense Allocation Report
BOARD MEETING 09/18/07

<u>Vendor Name</u>	<u>Invoice Date</u>	<u>Invoice No.</u>	<u>Description</u>	<u>Account No.</u>	<u>Account Description</u>	<u>Amount</u>
	08/18/07	74635	HICKS, RACHEL	10-07-58700	Uniforms-EMS	\$240.00
	08/18/07	74633	MCKELVEY, BRENT	10-07-58700	Uniforms-EMS	\$289.00
	08/27/07	75490	MCKELVEY, BRENT	10-07-58700	Uniforms-EMS	\$108.35
	08/27/07	75484	LEGER, NATHAN	10-07-58700	Uniforms-EMS	\$48.40
	08/18/07	74637	AIKEN, COTY	10-07-58700	Uniforms-EMS	\$247.95
	08/27/07	75485	AIKEN, COTY	10-07-58700	Uniforms-EMS	\$40.45
	08/27/07	75494	HESS, BRENDA	10-07-58700	Uniforms-EMS	\$37.95
	08/27/07	75480	WELCH, TAMELLA	10-07-58700	Uniforms-EMS	\$111.90
	08/24/07	75375	MARTINEZ, MIKE	10-07-58700	Uniforms-EMS	\$101.85
	08/27/07	75487	RITCHEY, RHONDA	10-07-58700	Uniforms-EMS	\$44.00
	08/27/07	75488	ROACH, MARK	10-07-58700	Uniforms-EMS	\$216.75
	08/27/07	75491	BELL, BRIAN	10-07-58700	Uniforms-EMS	\$112.85
	08/27/07	75481	MOSS, DEVERON	10-07-58700	Uniforms-EMS	\$31.50
	08/27/07	75492	OLDEN, LUTHER	10-07-58700	Uniforms-EMS	\$55.95
	08/27/07	75479	DEPARTMENT PURCHASE	10-07-58700	Uniforms-EMS	\$838.25
	08/28/07	75705	MUNCHRATH, ERIC	10-07-58700	Uniforms-EMS	\$31.50
	08/28/07	75703	MARCHETTI, MICHAEL	10-07-58700	Uniforms-EMS	\$31.50
	08/28/07	75706	OLDEN, LUTHER	10-07-58700	Uniforms-EMS	\$167.85
	08/28/07	75707	GRESSOT, LOYOLA	10-07-58700	Uniforms-EMS	\$189.85
	08/06/07	73545	CHASTAIN, JENNIFER	10-07-58700	Uniforms-EMS	\$16.00
	08/03/07	73457	GOULD, MONICA	10-07-58700	Uniforms-EMS	\$16.00
	08/10/07	74055	BRITT, KIMBERLIE	10-07-58700	Uniforms-EMS	\$135.95
	08/21/07	74914	MARCHETTI, MICHAEL	10-07-58700	Uniforms-EMS	\$362.55
	08/21/07	74913	MUNCHRATH, ERIC	10-07-58700	Uniforms-EMS	\$310.65
	08/21/07	74911	MOSLEY, DAVID	10-07-58700	Uniforms-EMS	\$81.95
	08/03/07	73454	GOULD, MONICA	10-07-58700	Uniforms-EMS	\$351.80
	09/04/07	76378	PATTERSON, BOBBY	10-07-58700	Uniforms-EMS	\$8.95
	09/04/07	76376	MARCHETTI, MICHAEL	10-07-58700	Uniforms-EMS	\$8.95
	09/04/07	76375	MUNCHRATH, ERIC	10-07-58700	Uniforms-EMS	\$8.95
	09/04/07	76379	ANDERSON, JOHN	10-07-58700	Uniforms-EMS	\$8.95
	09/04/07	76315	MUNCHRATH, ERIC	10-07-58700	Uniforms-EMS	\$240.00
	09/04/07	76316	MARCHETTI, MICHAEL	10-07-58700	Uniforms-EMS	\$240.00
	09/04/07	76314	PATTERSON, BOBBY	10-07-58700	Uniforms-EMS	\$240.00
	09/04/07	76313	ANDERSON, JOHN	10-07-58700	Uniforms-EMS	\$240.00
	08/31/07	76170	SULLIVAN, WADE	10-07-58700	Uniforms-EMS	\$87.90
	08/31/07	76083	HESS, BRENDA	10-07-58700	Uniforms-EMS	\$33.95
	08/31/07	76198	SIMMONDS, CHRISTOPHER	10-07-58700	Uniforms-EMS	\$46.00
	09/05/07	76414	MCKELVEY, BRENT	10-07-58700	Uniforms-EMS	\$74.70
					Totals for LONE STAR UNIFORMS:	\$7,779.50
LONESTAR LAWN KEEPERS	09/05/07	605365	STATION 1, 19, 62 LAWN MAINT	10-07-55600	Maintenance & Repairs-Buildings-EMS	\$600.00
					Totals for LONESTAR LAWN KEEPERS:	\$600.00
LOWE'S COMPANIES, INC.	08/14/07	924581	RS0807-4428	10-04-57700	Shop Tools-Radio	\$93.94
					Totals for LOWE'S COMPANIES, INC.:	\$93.94

Montgomery County Hospital District
Invoice Expense Allocation Report
BOARD MEETING 09/18/07

<u>Vendor Name</u>	<u>Invoice Date</u>	<u>Invoice No.</u>	<u>Description</u>	<u>Account No.</u>	<u>Account Description</u>	<u>Amount</u>
MANAGO, JEREMY	08/30/07	08302007	EDUCATION REIMBURSEMENT	10-07-58500	Training/Related Expenses-CE-EMS	\$172.80
Totals for MANAGO, JEREMY:						\$172.80
MATTHEWS, ARETHA L.	07/23/07	07232007	NREMT TEST REPRESENTATIVE	10-09-57100	Professional Fees-Clini	\$500.00
Totals for MATTHEWS, ARETHA L.:						\$500.00
MCMINN PHOTO SPECIALIST	08/23/07	41638	CHRISTMAS PARTY PICTURES	10-01-54450	Employee Recognition-Admin	\$322.50
Totals for MCMINN PHOTO SPECIALIST:						\$322.50
MCMINN, JEREMY	08/13/07	08132007	REIMBURSEMENT FOR WORK BOOTS	10-10-58700	Uniforms-Fleet	\$75.76
Totals for MCMINN, JEREMY:						\$75.76
MILSTEAD AUTOMOTIVE	08/10/07	168049	FL0807-1040	10-10-59200	Vehicle-Towing-Fleet	\$85.00
	08/25/07	172705	FL0807-1118	10-10-59200	Vehicle-Towing-Fleet	\$65.00
	08/16/07	170094	FL0807-1054	10-10-59200	Vehicle-Towing-Fleet	\$82.00
Totals for MILSTEAD AUTOMOTIVE:						\$232.00
MILSTEAD GLASS CO., INC.	08/21/07	5270	FL0807-1086	10-10-59000	Vehicle-Outside Services-Fleet	\$179.00
	08/15/07	5202	FL0807-1050	10-10-59000	Vehicle-Outside Services-Fleet	\$195.00
	08/16/07	5218	FL0807-1059	10-10-59000	Vehicle-Outside Services-Fleet	\$195.00
Totals for MILSTEAD GLASS CO., INC.:						\$569.00
MMS-A MEDICAL SUPPLY CO.	08/28/07	6082966 001	ACCT 12476	10-07-53900	Disposable Medical Supplies-EMS	\$3,160.31
	08/29/07	6082966 002	ACCT 12476	10-07-53900	Disposable Medical Supplies-EMS	\$200.01
	08/24/07	6082966 000	ACCT 12476	10-07-53900	Disposable Medical Supplies-EMS	\$50.88
	08/29/07	5994053 001	ACCT 12476	10-07-53900	Disposable Medical Supplies-EMS	\$66.67
	08/09/07	6048324 000	ACCT 12476	10-07-53900	Disposable Medical Supplies-EMS	\$3,628.54
Totals for MMS-A MEDICAL SUPPLY CO.:						\$7,106.41
MOORE MEDICAL CORP.	08/24/07	80673437	INV 80668223EI	10-07-53900	Disposable Medical Supplies-EMS	(\$16.25)
	08/28/07	80675289	INV 80673282EI	10-07-53900	Disposable Medical Supplies-EMS	(\$24.88)
	07/30/07	80656940EI	CUSTOMER 2081249	10-07-53900	Disposable Medical Supplies-EMS	\$5,709.34
	08/17/07	80668223EI	CUSTOMER 2081249	10-07-53900	Disposable Medical Supplies-EMS	\$689.74
	08/29/07	80675349EI	CUSTOMER 2081249	10-07-53900	Disposable Medical Supplies-EMS	\$67.86
	08/21/07	94842212RI	CUSTOMER 2081249	10-07-53900	Disposable Medical Supplies-EMS	\$235.40
	08/24/07	80673365EI	CUSTOMER 2081249	10-07-53900	Disposable Medical Supplies-EMS	\$110.45
	08/28/07	80674449EI	CUSTOMER 2081249	10-07-53900	Disposable Medical Supplies-EMS	\$24.88
	08/28/07	80674631EI	CUSTOMER 2081249	10-07-53900	Disposable Medical Supplies-EMS	\$129.40
	08/24/07	80673282EI	CUSTOMER 2081249	10-07-53900	Disposable Medical Supplies-EMS	\$3,139.48
	08/28/07	80675020EI	CUSTOMER 2081249	10-07-54200	Durable Medical Equipment-EMS	\$280.00

Montgomery County Hospital District
Invoice Expense Allocation Report
BOARD MEETING 09/18/07

<u>Vendor Name</u>	<u>Invoice Date</u>	<u>Invoice No.</u>	<u>Description</u>	<u>Account No.</u>	<u>Account Description</u>	<u>Amount</u>
				10-07-53900	Disposable Medical Supplies-EMS	\$200.00
	08/21/07	94841876RI	CUSTOMER 2081249	10-07-53900	Disposable Medical Supplies-EMS	\$1,344.80
	08/22/07	94846487RI	CUSTOMER 2081249	10-07-53900	Disposable Medical Supplies-EMS	\$295.20
	08/09/07	80663356EI	CUSTOMER 2081249	10-07-53900	Disposable Medical Supplies-EMS	\$2,761.22
	08/10/07	80663996EI	CUSTOMER 2081249	10-07-53900	Disposable Medical Supplies-EMS	\$116.46
					Totals for MOORE MEDICAL CORP.:	\$15,063.10
MOSLEY FIRE AND SAFETY, INC	08/14/07	1501	ANNUAL INSPECTION	10-07-57650	Repair-Equipment-EMS	\$174.00
	08/29/07	1551	RECHARGE EXTINGUISHER	10-07-57650	Repair-Equipment-EMS	\$73.00
					Totals for MOSLEY FIRE AND SAFETY, INC:	\$247.00
MOTOROLA	08/24/07	76131998	RS0807-4417	10-04-57200	Radio Repairs - Outsourced (Depot)-Radio	\$78.00
					Totals for MOTOROLA:	\$78.00
NAPA AUTO PARTS	08/24/07	097985	FL0807-1098	10-10-57725	Shop Supplies-Fleet	\$36.17
					Totals for NAPA AUTO PARTS:	\$36.17
NATIONAL INSTITUTE OF BUSINESS MANAGEMENT	07/01/07	LA0072	HR SPECIALIST RENEWAL	10-01-54100	Dues/Subscriptions-Admin	\$155.00
					Totals for NATIONAL INSTITUTE OF BUSINESS MANAGEMENT:	\$155.00
NORTH POINT AIR & HEAT	08/02/07	39707	301 GEORGE STRAKE	10-07-55600	Maintenance & Repairs-Buildings-EMS	\$177.00
	07/16/07	39426	REPLACED COMPRESSOR	10-08-55600	Maintenance & Repairs-Buildings-Logis	\$850.00
	07/17/07	39428	REPLACED BLOWER BELT	10-08-55600	Maintenance & Repairs-Buildings-Logis	\$130.00
					Totals for NORTH POINT AIR & HEAT:	\$1,157.00
NORTHWEST COMMUNICATIONS, INC.	08/09/07	708154	RS0707-4442	10-04-57225	Radio Repair - Parts-Radio	\$247.80
					Totals for NORTHWEST COMMUNICATIONS, INC.:	\$247.80
OFFICE DEPOT	08/27/07	398623349-001	ACCT 88519688	10-11-52750	Capital Purchases / Fixed Assets-Bill	\$359.98
	08/20/07	397884758-001	ACCT 88519688	10-07-57750	Small Equipment & Furniture-EMS	\$179.99
	08/20/07	397853620-001	ACCT 88519688	10-06-57750	Small Equipment & Furniture-Alarm	\$179.99
					Totals for OFFICE DEPOT:	\$719.96
OPTIMUM COMPUTER SOLUTIONS, INC.	08/14/07	INV0000022456	TIER 2 SERVICE	10-15-57100	Professional Fees-IS	\$1,211.25
	08/13/07	INV0000022409	TIER 2 SERVICE	10-15-57100	Professional Fees-IS	\$324.64
	08/13/07	INV0000022441	TELEPHONE LABOR	10-15-57100	Professional Fees-IS	\$170.00
	08/12/07	INV0000022401	TIER 2 SERVICE	10-15-57100	Professional Fees-IS	\$361.25
	08/11/07	INV0000022402	TIER 2 SERVICE	10-15-57100	Professional Fees-IS	\$297.50
	08/10/07	INV0000022398	TIER 2 SERVICE	10-15-57100	Professional Fees-IS	\$446.25
	08/16/07	INV0000022512	SERVICE LABOR	10-15-57100	Professional Fees-IS	\$722.50

Montgomery County Hospital District
Invoice Expense Allocation Report
BOARD MEETING 09/18/07

<u>Vendor Name</u>	<u>Invoice Date</u>	<u>Invoice No.</u>	<u>Description</u>	<u>Account No.</u>	<u>Account Description</u>	<u>Amount</u>
	08/27/07	INV0000022729	TELEPHONE LABOR	10-15-57100	Professional Fees-IS	\$276.25
	08/21/07	INV0000022597	SERVICE LABOR	10-15-57100	Professional Fees-IS	\$743.75
	08/20/07	INV0000022586	TIER 2 SERVICE	10-15-57100	Professional Fees-IS	\$297.50
	08/14/07	INV0000022455	SERVICE LABOR	10-15-57100	Professional Fees-IS	\$786.25
	07/25/07	INV0000022019	TIER 2 SERVICE	10-15-57100	Professional Fees-IS	\$701.25
	07/26/07	INV0000022045	TIER 2 SERVICE	10-15-57100	Professional Fees-IS	\$871.25
	07/27/07	INV0000022274	PROGRAMMING - WEB	10-01-57100	Professional Fees-Admin	\$106.25
	08/05/07	INV0000022255	TIER 2 SERVICE	10-15-57100	Professional Fees-IS	\$361.25
	08/06/07	INV0000022293	SERVICE LABOR	10-15-57100	Professional Fees-IS	\$361.25
	08/06/07	INV0000022278	SERVICE LABOR	10-15-57100	Professional Fees-IS	\$488.75
	08/07/07	INV0000022291	SERVICE LABOR	10-15-57100	Professional Fees-IS	\$786.25
	08/07/07	INV0000022310	TELEPHONE LABOR	10-15-57100	Professional Fees-IS	\$212.50
	08/08/07	INV0000022349	SERVICE LABOR	10-15-57100	Professional Fees-IS	\$658.75
	08/09/07	INV0000022363	SERVICE LABOR	10-15-57100	Professional Fees-IS	\$913.75
	08/02/07	INV0000022223	SERVICE LABOR	10-15-57100	Professional Fees-IS	\$722.50
	08/02/07	INV0000022230	TIER 2 SERVICE	10-15-57100	Professional Fees-IS	\$361.25
	08/01/07	INV0000022165	SERVICE LABOR	10-15-57100	Professional Fees-IS	\$478.13
				10-15-52750	Capital Purchases / Fixed Assets-IS	\$478.12
	08/01/07	INV0000022172	TIER 2 SERVICE	10-15-57100	Professional Fees-IS	\$414.38
				10-15-52750	Capital Purchases / Fixed Assets-IS	\$414.37
	07/31/07	INV0000022098	TELEPHONE LABOR	10-15-57100	Professional Fees-IS	\$106.25
	07/31/07	INV0000022143	TIER 2 SERVICE	10-15-57100	Professional Fees-IS	\$361.25
	07/31/07	INV0000022146	SERVICE LABOR	10-15-57100	Professional Fees-IS	\$680.00
	07/30/07	INV0000022107	SERVICE LABOR	10-15-57100	Professional Fees-IS	\$340.00
	07/30/07	INV0000022099	TELEPHONE LABOR	10-15-57100	Professional Fees-IS	\$276.25
	07/26/07	INV0000022047	SERVICE LABOR	10-15-57100	Professional Fees-IS	\$765.00
	07/26/07	INV0000022060	TELEPHONE LABOR	10-15-57100	Professional Fees-IS	\$276.25
	08/10/07	INV0000022040	APC RACK AIR REMOVAL UNIT	10-15-57750	Small Equipment & Furniture-IS	\$6,145.93
					Totals for OPTIMUM COMPUTER SOLUTIONS, INC.:	\$22,918.07
OPTIQUEST INTERNET SERVICES, INC.	08/28/07	30083	DOMAIN RENEWAL	10-02-53000	Computer Maintenance-PA	\$145.00
					Totals for OPTIQUEST INTERNET SERVICES, INC.:	\$145.00
OTTO ENGINEERING, INC.	08/03/07	496992	RS0707-4426	10-04-57225	Radio Repair - Parts-Radio	\$103.92
					Totals for OTTO ENGINEERING, INC.:	\$103.92
PALADINSG	09/12/07	MCHD070912	2007 STRATEGIC PLANNING INITIATIVE	10-02-57100	Professional Fees-PA	\$2,587.50
					Totals for PALADINSG:	\$2,587.50
PARKER MEDICAL	08/17/07	2430	ENDOTRACHEAL TUBE	10-07-53900	Disposable Medical Supplies-EMS	\$398.62
					Totals for PARKER MEDICAL:	\$398.62
POPE, MARY	08/25/07	08252007	MILEAGE REIMBURSEMENT	10-12-56200	Mileage Reimbursements-FR	\$40.50

Montgomery County Hospital District
Invoice Expense Allocation Report
BOARD MEETING 09/18/07

<u>Vendor Name</u>	<u>Invoice Date</u>	<u>Invoice No.</u>	<u>Description</u>	<u>Account No.</u>	<u>Account Description</u>	<u>Amount</u>
Totals for POPE, MARY:						\$40.50
PRESS GANEY ASSOCIATES, INC.	07/31/07	SB000200702	NATIONAL CONFERENCE - A SIMS	10-07-58500	Training/Related Expenses-CE-EMS	\$925.00
	07/31/07	SB000200701	NATIONAL REGISTRATION - K CURRY	10-07-58500	Training/Related Expenses-CE-EMS	\$925.00
Totals for PRESS GANEY ASSOCIATES, INC.:						\$1,850.00
PROGRESSIVE MEDICAL INTERNATIONAL	07/31/07	0109005-IN	CUSTOMER 01-0042167	10-07-53900	Disposable Medical Supplies-EMS	\$1,014.56
	07/30/07	0108788-IN	CUSTOMER 01-0042167	10-07-53900	Disposable Medical Supplies-EMS	\$4,083.06
	08/17/07	0110772-IN	CUSTOMER 01-0042167	10-07-53900	Disposable Medical Supplies-EMS	\$5,023.48
Totals for PROGRESSIVE MEDICAL INTERNATIONAL:						\$10,121.10
RCC CONSULTANTS, INC	08/11/07	0021360-IN	RADIO SYSTEM STUDY	10-04-57100	Professional Fees-Radio	\$7,920.00
Totals for RCC CONSULTANTS, INC:						\$7,920.00
RIVERA'S MOBILE HOME SERVICE	08/31/07	3719	RELEVELING OF 3 S/W AND TIE DOWN	10-07-55600	Maintenance & Repairs-Buildings-EMS	\$850.00
Totals for RIVERA'S MOBILE HOME SERVICE:						\$850.00
ROTUNDA EQUIPMENT PROGRAM	06/27/07	24V/14968023	FL0607-1045	10-10-57750	Small Equipment & Furniture-Fleet	\$90.21
Totals for ROTUNDA EQUIPMENT PROGRAM:						\$90.21
ROWE, CHARLES	09/07/07	09072007	MEALS FOR AGILITY TESTING STAFF	10-07-56100	Meeting Expenses-EMS	\$65.76
Totals for ROWE, CHARLES:						\$65.76
RYSZ STORAGE BATTERY CO.	08/17/07	32356	3V LITHIUM COIN CELL	10-07-54200	Durable Medical Equipment-EMS	\$64.23
Totals for RYSZ STORAGE BATTERY CO.:						\$64.23
SAFE KIDS WORLDWIDE	09/10/07	H PICHETTE	SAFE KIDS CONFERENCE	10-09-58500	Training/Related Expenses-CE-Clini	\$250.00
Totals for SAFE KIDS WORLDWIDE:						\$250.00
SAFETY-KLEEN CORP.	09/05/07	0034787986	FL0907-1007	10-10-54800	Hazardous Waste Removal-Fleet	\$115.57
Totals for SAFETY-KLEEN CORP.:						\$115.57
SAM'S CLUB DIRECT	07/23/07	004142	ACCT 0402 73590841 0	10-07-57750	Small Equipment & Furniture-EMS	\$688.98
	07/26/07	002311	ACCT 0402 73590841 0	10-07-57900	Station Supplies-EMS	\$522.97
	08/09/07	007421	ACCT 0402 73590841 0	10-07-57900	Station Supplies-EMS	\$520.30
	08/16/07	005635	ACCT 0402 73590541 0	10-11-56300	Office Supplies-Bill	\$36.06
				10-01-58100	Supplemental Food-Admin	\$53.62
				10-01-56300	Office Supplies-Admin	\$74.18

Montgomery County Hospital District
Invoice Expense Allocation Report
BOARD MEETING 09/18/07

<u>Vendor Name</u>	<u>Invoice Date</u>	<u>Invoice No.</u>	<u>Description</u>	<u>Account No.</u>	<u>Account Description</u>	<u>Amount</u>
Totals for SAM'S CLUB DIRECT:						\$1,896.11
SEARS	08/14/07	IN5450145	FL0807-1034	10-10-59000	Vehicle-Outside Services-Fleet	\$113.79
	08/09/07	IN5450021	FL0807-1028	10-10-59000	Vehicle-Outside Services-Fleet	\$183.08
	08/24/07	IN5450410	FL0807-1096	10-10-59000	Vehicle-Outside Services-Fleet	\$44.50
	08/20/07	IN5450307	FL0807-1074	10-10-59000	Vehicle-Outside Services-Fleet	\$44.50
	08/16/07	IN4526253	FL0807-1057	10-10-59000	Vehicle-Outside Services-Fleet	\$44.50
	08/14/07	IN5450163	FL0807-1044	10-10-59000	Vehicle-Outside Services-Fleet	\$44.50
	09/05/07	IN4526553	FL0907-1006	10-10-59000	Vehicle-Outside Services-Fleet	\$44.50
	08/30/07	IN5450540	FL0807-1127	10-10-59150	Vehicle-Tires-Fleet	\$362.00
Totals for SEARS:						\$881.37
SETTRAC	08/01/07	8470794	4TH ANNUAL EMERGENCY & TRAUMA CONF	10-07-58500	Training/Related Expenses-CE-EMS	\$290.00
Totals for SETTRAC:						\$290.00
SHI GOVERNMENT SOLUTIONS, INC.	08/22/07	C58F7	OFFICE PRO PLUS 2007	10-15-53050	Computer Software-IS	\$5,030.00
				10-04-53050	Computer Software-Radio	\$311.00
				10-09-53050	Computer Software-Clini	\$933.00
				10-06-53050	Computer Software-Alarm	\$622.00
				10-02-53050	Computer Software-PA	\$1,866.00
	08/27/07	C827A	OFFICE PRO PLUS	10-15-53050	Computer Software-IS	\$933.00
				10-01-52750	Capital Purchases / Fixed Assets-Admin	\$933.00
Totals for SHI GOVERNMENT SOLUTIONS, INC.:						\$10,628.00
SNIDER TIRE, INC	08/17/07	2302642	FL0807-1066	10-10-59150	Vehicle-Tires-Fleet	\$1,277.40
Totals for SNIDER TIRE, INC:						\$1,277.40
SOCIETY FOR HUMAN RESOURCE MGMT	09/07/07	2030137	SHRM ANNUAL SUBSCRIPTION	10-01-54100	Dues/Subscriptions-Admin	\$145.00
Totals for SOCIETY FOR HUMAN RESOURCE MGMT:						\$145.00
SOLARWINDS.NET, INC	06/27/07	1681161467	ANNUAL MAINTENANCE RENEWAL	10-15-53050	Computer Software-IS	\$395.00
Totals for SOLARWINDS.NET, INC:						\$395.00
SOUTHEASTERN EMERGENCY EQUIPMENT	08/10/07	210617	INV 209624 / PO 1838	10-07-53900	Disposable Medical Supplies-EMS	(\$40.50)
	08/03/07	209624	ACCT M10640	10-07-53900	Disposable Medical Supplies-EMS	\$340.00
Totals for SOUTHEASTERN EMERGENCY EQUIPMENT:						\$299.50
SPOT COOLERS	08/09/07	G31201	OFFICE PRO 60	10-15-55400	Leases/Contracts-IS	\$1,700.00
Totals for SPOT COOLERS:						\$1,700.00

Montgomery County Hospital District
Invoice Expense Allocation Report
BOARD MEETING 09/18/07

<u>Vendor Name</u>	<u>Invoice Date</u>	<u>Invoice No.</u>	<u>Description</u>	<u>Account No.</u>	<u>Account Description</u>	<u>Amount</u>
STRYKER SALES CORPORATION	08/22/07	330542M	ACCT 1078125	10-07-57650	Repair-Equipment-EMS	\$100.00
	08/28/07	332740M	ACCT 1078128	10-07-54200	Durable Medical Equipment-EMS	\$738.80
Totals for STRYKER SALES CORPORATION:						\$838.80
SUN BELT MEDICAL	08/01/07	224863	INV 224455 / PO 1732	10-07-54000	Drug Supplies-EMS	(\$144.00)
	08/16/07	225329	EXPIRED MEDS - JULY 2007	10-07-54000	Drug Supplies-EMS	(\$31.25)
	07/20/07	224539	CUSTOMER S3045	10-07-54000	Drug Supplies-EMS	\$144.00
	07/18/07	224455	CUSTOMER S3045	10-07-54000	Drug Supplies-EMS	\$3,308.17
	08/08/07	225066	ACCT S3045	10-07-54000	Drug Supplies-EMS	\$28.50
	08/17/07	225390	ACCT S3045	10-07-54000	Drug Supplies-EMS	\$4,874.03
Totals for SUN BELT MEDICAL:						\$8,179.45
TAYLOR HEALTHCARE PRODUCTS, INC.	08/10/07	6071244	ACCT MCHD936	10-07-53800	Disposable Linen-EMS	\$440.00
				10-07-53900	Disposable Medical Supplies-EMS	\$988.00
	07/27/07	6071225	ACCT MCHD936	10-07-53800	Disposable Linen-EMS	\$880.00
	08/18/07	6071257	ACCT MCHD936	10-07-53900	Disposable Medical Supplies-EMS	\$1,848.24
Totals for TAYLOR HEALTHCARE PRODUCTS, INC.:						\$4,156.24
TESSCO TECHNOLOGIES INC.	07/31/07	519225	RS0707-4444	10-04-57225	Radio Repair - Parts-Radio	\$116.27
	08/02/07	529166	RS0807-4406	10-04-57225	Radio Repair - Parts-Radio	\$294.35
				10-04-57725	Shop Supplies-Radio	\$19.14
	08/23/07	606773	RS0807-4442	10-04-57225	Radio Repair - Parts-Radio	\$105.64
Totals for TESSCO TECHNOLOGIES INC.:						\$535.40
TEXAS HOSPITAL ASSOCIATION	08/20/07	00096226	MEMBER ID 000033676	10-01-54100	Dues/Subscriptions-Admin	\$250.00
Totals for TEXAS HOSPITAL ASSOCIATION:						\$250.00
THOMPSON PUBLISHING GROUP	06/07/07	5639745	FAIR LABOR STANDARDS HANDBOOK	10-01-54100	Dues/Subscriptions-Admin	\$428.50
Totals for THOMPSON PUBLISHING GROUP:						\$428.50
TMF HEALTH QUALITY INSTITUTE	08/31/07	000004807	CRMC CHART TO CHARGE AUDIT	10-02-57100	Professional Fees-PA	\$15,751.43
	08/31/07	000004810	RECORD REVIEW OF LSFHS CLINICS	10-02-57100	Professional Fees-PA	\$1,103.82
	08/31/07	000004808	RECORD REVIEW LONE STAR CENTER	10-02-57100	Professional Fees-PA	\$9,400.00
	08/31/07	000004809	INPATIENT RETROSPECTIVE REVIEWS	10-02-57100	Professional Fees-PA	\$3,888.00
Totals for TMF HEALTH QUALITY INSTITUTE:						\$30,143.25
TRI-ANIM HEALTH SERVICES	07/30/07	HTH72077553	HTH72040461 / PO 1762	10-07-53900	Disposable Medical Supplies-EMS	(\$351.00)
	07/25/07	HTH72065944	CUSTOMER 16240	10-07-53900	Disposable Medical Supplies-EMS	\$3,925.35
	07/23/07	HTH72040461	CUSTOMER 16240	10-07-53900	Disposable Medical Supplies-EMS	\$351.00
	08/20/07	HTH72322193	CUSTOMER 16240	10-07-53900	Disposable Medical Supplies-EMS	\$3,751.97

Montgomery County Hospital District
Invoice Expense Allocation Report
BOARD MEETING 09/18/07

<u>Vendor Name</u>	<u>Invoice Date</u>	<u>Invoice No.</u>	<u>Description</u>	<u>Account No.</u>	<u>Account Description</u>	<u>Amount</u>
	08/21/07	HTH72333581	CUSTOMER 16240	10-07-53900	Disposable Medical Supplies-EMS	\$331.70
	08/20/07	HTH72300827	CUSTOMER 16240	10-07-53900	Disposable Medical Supplies-EMS	\$2,884.86
	08/21/07	HTH72334862	CUSTOMER 16240	10-07-53900	Disposable Medical Supplies-EMS	\$46.35
	08/29/07	HTH72410858	CUSTOMER 16240	10-07-53900	Disposable Medical Supplies-EMS	\$465.20
	08/15/07	HTH72274712	CUSTOMER 16240	10-07-53900	Disposable Medical Supplies-EMS	\$4,222.05
	08/15/07	HTH72274874	CUSTOMER 16240	10-07-53900	Disposable Medical Supplies-EMS	\$0.60
	08/27/07	HTH72394493	CUSTOMER 16240	10-07-53900	Disposable Medical Supplies-EMS	\$166.54
	08/21/07	HTH72334861	CUSTOMER 162140	10-07-53900	Disposable Medical Supplies-EMS	\$55.11
	08/23/07	HTH72359688	CUSTOMER 16240	10-07-54200	Durable Medical Equipment-EMS	\$301.38
	08/01/07	HTH72137763	CUSTOMER 16240	10-07-53900	Disposable Medical Supplies-EMS	\$19.38
	08/01/07	HTH72138439	CUSTOMER 16240	10-07-53900	Disposable Medical Supplies-EMS	\$31.62
	07/30/07	HTH72113366	CUSTOMER 16240	10-07-53900	Disposable Medical Supplies-EMS	\$50.76
	07/26/07	HTH72077843	CUSTOMER 16240	10-12-54200	Durable Medical Equipment-FR	\$720.00
	07/26/07	HTH72077529	CUSTOMER 16240	10-07-53900	Disposable Medical Supplies-EMS	\$222.00
	08/09/07	HTH72213311	CUSTOMER 16240	10-07-53900	Disposable Medical Supplies-EMS	\$743.60
	08/03/07	HTH72154464	CUSTOMER 16240	10-07-53900	Disposable Medical Supplies-EMS	\$1,221.95
					Totals for TRI-ANIM HEALTH SERVICES:	\$19,160.42
TROPHY HOUSE, LLC	08/27/07	4410	NAME PLATE	10-11-57000	Printing Services-Bill	\$8.50
	08/27/07	4411	NAME PLATE	10-01-57000	Printing Services-Admin	\$17.00
	08/13/07	4324	NAME PLATE	10-11-57000	Printing Services-Bill	\$17.00
	08/22/07	4392	NAME PLATE	10-09-57000	Printing Services-Clini	\$8.50
	08/22/07	4393	NAME PLATE	10-01-57000	Printing Services-Admin	\$8.50
					Totals for TROPHY HOUSE, LLC:	\$59.50
U S POSTAL SERVICE-HASLER	09/07/07	0000058848	POSTAGE FOR EMS BILLING	10-11-56900	Postage-Bill	\$438.81
					Totals for U S POSTAL SERVICE-HASLER:	\$438.81
UNISHIPPERS	08/30/07	1003389383	CUSTOMER U117814641	10-01-53400	Courier-Admin	\$7.71
					Totals for UNISHIPPERS:	\$7.71
UNITED RADIO, INC.	08/21/07	648358	RS0807-4421	10-04-57200	Radio Repairs - Outsourced (Depot)-Radio	\$102.90
	08/21/07	648379	RS0807-4420	10-04-57200	Radio Repairs - Outsourced (Depot)-Radio	\$112.49
	08/17/07	648261	RS0807-4419	10-04-57200	Radio Repairs - Outsourced (Depot)-Radio	\$103.62
	08/16/07	648161	RS0707-4441	10-07-57200	Radio Repairs - Outsourced (Depot)-EMS	\$92.38
	08/15/07	648147	RS0707-4440	10-07-57200	Radio Repairs - Outsourced (Depot)-EMS	\$85.00
	08/14/07	648107	RS0707-4439	10-04-57200	Radio Repairs - Outsourced (Depot)-Radio	\$171.68
	08/14/07	648110	RS0607-4446	10-04-57200	Radio Repairs - Outsourced (Depot)-Radio	\$110.11
					Totals for UNITED RADIO, INC.:	\$778.18
UPS	09/01/07	0000A690R4357	SHIPPER A690R4	10-04-53400	Courier-Radio	\$109.39
				10-07-53400	Courier-EMS	\$19.76
				10-08-53400	Courier-Logis	\$57.73

Montgomery County Hospital District
Invoice Expense Allocation Report
BOARD MEETING 09/18/07

<u>Vendor Name</u>	<u>Invoice Date</u>	<u>Invoice No.</u>	<u>Description</u>	<u>Account No.</u>	<u>Account Description</u>	<u>Amount</u>
				10-10-53400	Courier-Fleet	\$15.22
					Totals for UPS:	\$202.10
WAL-MART COMMUNITY	07/18/07	005048	ACCT 6032 2020 0064 0061	10-07-57900	Station Supplies-EMS	\$51.24
				10-10-57725	Shop Supplies-Fleet	\$14.88
	07/26/07	006871	ACCT 6032 2020 0064 0061	10-07-57900	Station Supplies-EMS	\$78.63
				10-07-57750	Small Equipment & Furniture-EMS	\$34.97
	08/09/07	004032	ACCT 6032 2020 0064 0061	10-07-57900	Station Supplies-EMS	\$108.81
	08/13/07	006884	ACCT 6032 2020 0064 0061	10-07-57750	Small Equipment & Furniture-EMS	\$214.01
					Totals for WAL-MART COMMUNITY:	\$502.54
WASP BAR CODE TECHNOLOGIES	08/17/07	5176810	RS0807-4430	10-04-53050	Computer Software-Radio	\$156.50
					Totals for WASP BAR CODE TECHNOLOGIES:	\$156.50
WAYTEK, INC.	08/23/07	1286755	RS0807-4422	10-04-57725	Shop Supplies-Radio	\$15.82
	08/22/07	1286353	RS0807-4422	10-04-57725	Shop Supplies-Radio	\$776.32
					Totals for WAYTEK, INC.:	\$792.14
WEBB, KAREN	08/15/07	08152007	PER DIEM - ABC CONFERENCE	10-11-58600	Travel Expenses-Bill	\$130.00
					Totals for WEBB, KAREN:	\$130.00
WEBB'S UNIFORMS	08/13/07	5184	TAYLOR, RAY	10-06-58700	Uniforms-Alarm	\$146.00
	08/13/07	5185	ROSARIO, MIGUEL	10-06-58700	Uniforms-Alarm	\$146.00
	08/13/07	5186	CRIVELLI, MELISSA	10-06-58700	Uniforms-Alarm	\$160.99
					Totals for WEBB'S UNIFORMS:	\$452.99
WILLIAM A DORNBOS	09/07/07	MCHD003	08/14/07 THRU 09/07/07	10-01-57100	Professional Fees-Admin	\$5,450.00
					Totals for WILLIAM A DORNBOS:	\$5,450.00
WILLIAMS, CONNIE	08/15/07	08152007	PER DIEM - ABC CONFERENCE	10-11-58600	Travel Expenses-Bill	\$130.00
					Totals for WILLIAMS, CONNIE:	\$130.00
THE WOODLANDS FIRE DEPT.	09/05/07	2007-1010	HEARTSAVER CPR CARDS	10-07-52600	Books/Materials-EMS	\$250.00
					Totals for THE WOODLANDS FIRE DEPT.:	\$250.00
ZOLL DATA SYSTEMS	08/22/07	21547	BILLING USER UPGRADE / RESCUENET	10-01-53050	Computer Software-Admin	\$6,150.00
				10-11-53050	Computer Software-Bill	\$6,150.00
				10-09-53050	Computer Software-Clini	\$540.00
	08/22/07	21548	MOBILE DATA UPGRADE / RESCUENET	10-15-53050	Computer Software-IS	\$3,750.00

Montgomery County Hospital District
Invoice Expense Allocation Report
BOARD MEETING 09/18/07

<u>Vendor Name</u>	<u>Invoice Date</u>	<u>Invoice No.</u>	<u>Description</u>	<u>Account No.</u>	<u>Account Description</u>	<u>Amount</u>
	09/01/07	21695	SEPTEMBER 2007 SUPPORT	10-09-53050	Computer Software-Clini	\$150.57
				10-09-53050	Computer Software-Clini	\$632.67
Totals for ZOLL DATA SYSTEMS:						\$17,373.24
ZOLL MEDICAL CORPORATION	07/27/07	1441049	CUSTOMER 6559	10-07-53900	Disposable Medical Supplies-EMS	\$4,676.89
	08/28/07	1447770	CUSTOMER 6559	10-07-53900	Disposable Medical Supplies-EMS	\$1,510.01
	08/16/07	1445204	CUSTOMER 6559	10-07-54200	Durable Medical Equipment-EMS	\$824.90
Totals for ZOLL MEDICAL CORPORATION:						\$7,011.80

Account Summary

<u>Account Number</u>	<u>Description</u>	<u>Net Amount</u>
10-00-14900	Prepaid Expenses-BS	\$9,728.27
10-01-51700	Health & Dental-Admin	\$36.00
10-01-52750	Capital Purchases / Fixed Assets-Admin	\$43,403.00
10-01-53050	Computer Software-Admin	\$6,343.37
10-01-53100	Computer Supplies/Non-Cap.-Admin	\$625.00
10-01-53400	Courier-Admin	\$7.71
10-01-54100	Dues/Subscriptions-Admin	\$1,164.50
10-01-54450	Employee Recognition-Admin	\$522.50
10-01-55500	Legal Fees-Admin	\$17,581.50
10-01-56200	Mileage Reimbursements-Admin	\$30.07
10-01-56300	Office Supplies-Admin	\$4,675.42
10-01-57000	Printing Services-Admin	\$85.50
10-01-57100	Professional Fees-Admin	\$5,556.25
10-01-57550	Rent-Storage Facility-Admin	\$281.99
10-01-57750	Small Equipment & Furniture-Admin	\$1,052.62
10-01-58100	Supplemental Food-Admin	\$53.62
10-02-51700	Health & Dental-PA	\$32.00
10-02-52750	Capital Purchases / Fixed Assets-PA	\$2,702.62
10-02-53000	Computer Maintenance-PA	\$145.00
10-02-53050	Computer Software-PA	\$5,211.33
10-02-55450	Leases/Contracts - Buildings-PA	\$3,162.50
10-02-55600	Maintenance & Repairs-Buildings-PA	\$96.50
10-02-55700	Management Fees-PA	\$17,480.75
10-02-56200	Mileage Reimbursements-PA	\$50.25
10-02-56300	Office Supplies-PA	\$339.16
10-02-57100	Professional Fees-PA	\$35,620.71
10-04-51700	Health & Dental-Radio	\$20.00
10-04-53050	Computer Software-Radio	\$660.87
10-04-53100	Computer Supplies/Non-Cap.-Radio	\$598.69
10-04-53400	Courier-Radio	\$180.34
10-04-55600	Maintenance & Repairs-Buildings-Radio	\$5,556.00

Montgomery County Hospital District
Invoice Expense Allocation Report
BOARD MEETING 09/18/07

<u>Vendor Name</u>	<u>Invoice Date</u>	<u>Invoice No.</u>	<u>Description</u>	<u>Account No.</u>	<u>Account Description</u>	<u>Amount</u>
10-04-56200			Mileage Reimbursements-Radio			\$569.64
10-04-56300			Office Supplies-Radio			\$67.78
10-04-57100			Professional Fees-Radio			\$7,920.00
10-04-57200			Radio Repairs - Outsourced (Depot)-Radio			\$2,297.80
10-04-57225			Radio Repair - Parts-Radio			\$1,775.51
10-04-57700			Shop Tools-Radio			\$93.94
10-04-57725			Shop Supplies-Radio			\$811.28
10-04-58600			Travel Expenses-Radio			\$839.19
10-06-51700			Health & Dental-Alarm			\$104.00
10-06-53050			Computer Software-Alarm			\$622.00
10-06-55900			Meals - Business and Travel-Alarm			\$25.93
10-06-56300			Office Supplies-Alarm			\$49.05
10-06-57750			Small Equipment & Furniture-Alarm			\$649.95
10-06-58700			Uniforms-Alarm			\$452.99
10-07-51700			Health & Dental-EMS			\$564.00
10-07-52500			Bio-Waste Removal-EMS			\$847.50
10-07-52600			Books/Materials-EMS			\$250.00
10-07-52750			Capital Purchases / Fixed Assets-EMS			\$60,905.66
10-07-53400			Courier-EMS			\$19.76
10-07-53800			Disposable Linen-EMS			\$1,320.00
10-07-53900			Disposable Medical Supplies-EMS			\$67,691.99
10-07-54000			Drug Supplies-EMS			\$8,434.45
10-07-54200			Durable Medical Equipment-EMS			\$3,024.65
10-07-55600			Maintenance & Repairs-Buildings-EMS			\$2,473.66
10-07-56100			Meeting Expenses-EMS			\$65.76
10-07-56300			Office Supplies-EMS			\$329.22
10-07-56600			Oxygen & Gases-EMS			\$4,632.80
10-07-57200			Radio Repairs - Outsourced (Depot)-EMS			\$550.98
10-07-57225			Radio Repair - Parts-EMS			\$183.00
10-07-57300			Recruit/Investigate-EMS			\$2,421.00
10-07-57650			Repair-Equipment-EMS			\$437.00
10-07-57750			Small Equipment & Furniture-EMS			\$1,501.43
10-07-57900			Station Supplies-EMS			\$1,380.65
10-07-58500			Training/Related Expenses-CE-EMS			\$2,629.60
10-07-58700			Uniforms-EMS			\$9,209.15
10-08-51700			Health & Dental-Logis			\$16.00
10-08-53400			Courier-Logis			\$57.73
10-08-55600			Maintenance & Repairs-Buildings-Logis			\$1,296.67
10-09-51700			Health & Dental-Clini			\$28.00
10-09-53000			Computer Maintenance-Clini			\$650.00
10-09-53050			Computer Software-Clini			\$2,256.24
10-09-53100			Computer Supplies/Non-Cap.-Clini			\$60.00
10-09-53400			Courier-Clini			\$26.79
10-09-55900			Meals - Business and Travel-Clini			\$30.15
10-09-56300			Office Supplies-Clini			(\$37.59)
10-09-57000			Printing Services-Clini			\$8.50
10-09-57100			Professional Fees-Clini			\$500.00
10-09-58500			Training/Related Expenses-CE-Clini			\$1,288.08

Montgomery County Hospital District
Invoice Expense Allocation Report
BOARD MEETING 09/18/07

<u>Vendor Name</u>	<u>Invoice Date</u>	<u>Invoice No.</u>	<u>Description</u>	<u>Account No.</u>	<u>Account Description</u>	<u>Amount</u>
10-09-58600			Travel Expenses-Clini			\$649.22
10-10-51700			Health & Dental-Fleet			\$24.00
10-10-53400			Courier-Fleet			\$15.22
10-10-54450			Employee Recognition-Fleet			\$62.43
10-10-54800			Hazardous Waste Removal-Fleet			\$115.57
10-10-55100			Laundry Service & Purchase-Fleet			\$526.81
10-10-55600			Maintenance & Repairs-Buildings-Fleet			\$316.67
10-10-56300			Office Supplies-Fleet			\$30.58
10-10-56400			Oil & Lubricants-Fleet			\$3,288.35
10-10-57100			Professional Fees-Fleet			\$100.00
10-10-57700			Shop Tools-Fleet			\$204.08
10-10-57725			Shop Supplies-Fleet			\$861.94
10-10-57750			Small Equipment & Furniture-Fleet			\$90.21
10-10-58700			Uniforms-Fleet			\$75.76
10-10-58900			Vehicle-Batteries-Fleet			\$1,175.84
10-10-59000			Vehicle-Outside Services-Fleet			\$2,321.47
10-10-59050			Vehicle-Parts-Fleet			\$12,494.85
10-10-59150			Vehicle-Tires-Fleet			\$1,639.40
10-10-59200			Vehicle-Towing-Fleet			\$232.00
10-11-51700			Health & Dental-Bill			\$36.00
10-11-52750			Capital Purchases / Fixed Assets-Bill			\$859.98
10-11-52900			Collection Fees-Bill			\$12,558.84
10-11-53050			Computer Software-Bill			\$6,150.00
10-11-56300			Office Supplies-Bill			\$217.71
10-11-56900			Postage-Bill			\$438.81
10-11-57000			Printing Services-Bill			\$25.50
10-11-57100			Professional Fees-Bill			\$5,106.46
10-11-57750			Small Equipment & Furniture-Bill			\$379.98
10-11-58600			Travel Expenses-Bill			\$779.93
10-12-51700			Health & Dental-FR			\$4.00
10-12-52600			Books/Materials-FR			\$475.20
10-12-54200			Durable Medical Equipment-FR			\$720.00
10-12-56200			Mileage Reimbursements-FR			\$40.50
10-12-56300			Office Supplies-FR			(\$37.59)
10-15-52750			Capital Purchases / Fixed Assets-IS			\$57,063.39
10-15-53050			Computer Software-IS			\$10,881.48
10-15-53100			Computer Supplies/Non-Cap.-IS			\$1,845.83
10-15-55400			Leases/Contracts-IS			\$1,700.00
10-15-57100			Professional Fees-IS			\$16,283.40
10-15-57750			Small Equipment & Furniture-IS			\$23,927.73
			GRAND TOTAL:			\$518,017.48